

PE - Exchange Rate Update

Tasks to be completed when documenting an operation (from creation to publication)

1. Enter the **Title of the operation / page**

2. Add the following Labels:

- Scope of applicability: ww, country_accounting
- Country or group of countries (if applicable): belux, china, france, italy, lam, nam,uk_ie, bulgaria, dach, netherlands, iberia, poland, latvia, australia, india, japan, south_korea, thailand, singapore, new_zealand, emea_transversal, apac_transversal
- Unit and Domain according to the [List of labels to be used in the Finance Service Line space](#)
 - E.g. 1: WW Operation in Financial Accounting under domain "Central Finance Processes & Compliance":
 - Labels to be used: *ww, financial_accounting, central_fin_proc_compliance*
 - E.g. 2: France Operation in Financial Accounting:
 - Labels to be used: *country_accounting, france, financial_accounting* (for country operations, the Domain is always country_accounting)

3. Fill in all fields as described above

4. Name the title of each section using OPD methodology naming convention - **Infinitive verb without the "to", mainly action verb...something) - " I do something..."**

5. Once the description of the operation is completed, ensure it is approved and published by launching the [SBS-Finance approval workflow](#)

Domain: Country Accounting

Responsibility area: N/A

Table of contents

- [Tasks to be completed when documenting an operation \(from creation to publication\)](#)
 - [1. Enter the Title of the operation / page](#)
 - [2. Add the following Labels:](#)
 - [Scope of applicability: ww, country_accounting](#)
 - [Country or group of countries \(if applicable\): belux, china, france, italy, lam, nam,uk_ie, bulgaria, dach, netherlands, iberia, poland, latvia, australia, india, japan, south_korea, thailand, singapore, new_zealand, emea_transversal, apac_transversal](#)
 - [Unit and Domain according to the List of labels to be used in the Finance Service Line space](#)
 - [3. Fill in all fields as described above](#)
 - [4. Name the title of each section using OPD methodology naming convention - Infinitive verb without the "to", mainly action verb...something\) - " I do something..."](#)
 - [5. Once the description of the operation is completed, ensure it is approved and published by launching the SBS-Finance approval workflow](#)
- [Table of contents](#)
 - [1. Objective and Scope](#)
 - [1.1. Objective of this Operation](#)
 - [1.2. Scope](#)
 - [2. Definitions](#)
 - [3. Tasks description](#)
 - [4. Periodicity](#)
 - [5. I UPDATE THE RATE - DAILY](#)
 - [5.1. I retrieve the data.](#)

- [5.2. I upload the exchange rate - Daily](#)
- [5.3. I check the exchange rate - Daily](#)

Scope

? Unknown Attachment

ERP



Frequency

? Unknown Attachment

References

ZRATEMOD

Forms

Attachments

*Previous OP << PE - Exchange Rate
Update >> Next OP*

1. Objective and Scope

1.1. Objective of this Operation

This document explains the carry out of the update and upload the Foreign Currencies for Peru using the information available in the Superintendencia de Banca, Seguros y AFP.

1.2. Scope

This procedure applies to Peru in WP1.

2. Definitions

See Finance Glossary:

- [WP1](#)

3. Tasks description

For legal reason is necessary to update the system with the rates from Banco do Peru.

This procedure describes:

- How to get the exchange rate in the website of Banco do Peru;
- How to input the data in SAP - transaction ZRATEMOD;
- How to check if exchange rates are right -transaction : ZRATE;
- How to save the report image - transaction: OB08.

4. Periodicity

The LPED and LPES exchange rate must be updated daily and must be carried out every working day, at 9:00 am Curitiba time, using the rate of the previous day.



Observation

If the exchange rate and/or the site is unavailable please, contact Pilar Galarza from (e-mail: Galarza@solvay.com), in order to request the support and/or informing that the exchange rate will be update as soon as possible.

5. I UPDATE THE RATE - DAILY

5.1. I retrieve the data.

Access the website: https://www.sbs.gob.pe/app/pp/SISTIP_PORTAL/Paginas/Publicacion/TipoCambioPromedio.aspx

Use the **VENTA** column values for USD, EUR (**LPED**), and use the **COMPRA** column values for USD, EUR (**LPES**)



COTIZACIÓN DE OFERTA Y DEMANDA TIPO DE CAMBIO PROMEDIO PONDERADO

Ingrese fecha: 05/07/2022 (dd/mm/aaaa)

Consultar

Exportar

Tipo de Cambio al 05/07/2022

MONEDA	COMPRA (S/)	VENTA (S/)
Dólar de N.A.	3.856	3.862
Dólar Canadiense	2.485	3.418
Libra Esterlina	4.668	4.957
Yen Japonés		0.030
Franco Suizo	3.829	4.179
Euro	3.823	4.195

and, access the website: https://www.sbs.gob.pe/app/pp/SISTIP_PORTAL/Paginas/Publicacion/TipoCambioContable.aspx

TIPO DE CAMBIO CONTABLE

Ingrese fecha: 05/07/2022 (dd/mm/aaaa) Consultar Exportar

Tipo de Cambio al 05/07/2022

PAIS	MONEDA	TIPO DE CAMBIO (En S/)
Estados Unidos de América	Dólar de N.A.	3.8590
Chile	Peso Chileno	0.004056
México	Peso Mexicano	0.187459

5.2. I upload the exchange rate - Daily

Run transaction ZRATEMOD (WP1 system) in order to upload to SAP the Exchange Rate.

In the transaction, enter the following information:

- "Valid from" – Enter the date of the previous day exchange rate;
- "From Currency" – The rate is update for the following currencies: USD, EUR, CLP, MXN (LPED), and EUR, USD (LPES).
- "Exchange rate type" – The type of rate to be modified: LPED and LPES.

Enter new exchange rates

Exchange rate / Exchange an amount i

Valid from	05.07.2022	05.07.2022
From currency	USD	
To-currency	PEN	
Exch.rate type	LPED	
Exchange Rate	3,86200	1 USD = 3,86200 1 PEN

Press enter;

The system will inform the actual rate.

After that is necessary just to press  and . The new rate will be assumed by the system:

Do the same process for USD, EUR, CLP, MXN (LPED), and EUR, USD (LPES).

5.3. I check the exchange rate - Daily

Access the transaction: **ZRATE**

In the transaction, insert the following information:

- "DATE" – Enter the **previous day's** exchange rate.
- "From Currency" – The rate is updated for the following currencies: **USD, EUR, CLP, MXN (LPED), and EUR, USD (LPES).**

- "To Currency" – The currency for Peru is **PEN**
- "Exch. Rate type" – The type of rate to be modified: **LPED and LPES**.

And check that the rates are updated correctly.

ZRATE: Conversion and exchange rate

Historical Graph Conversion Factors

Date: 05.07.2022

From currency (foreign c.): USD

To currency (local c.): PEN

Exchange rate type (M, EURO.): LPED

1,00 USD

Result (on the current system)

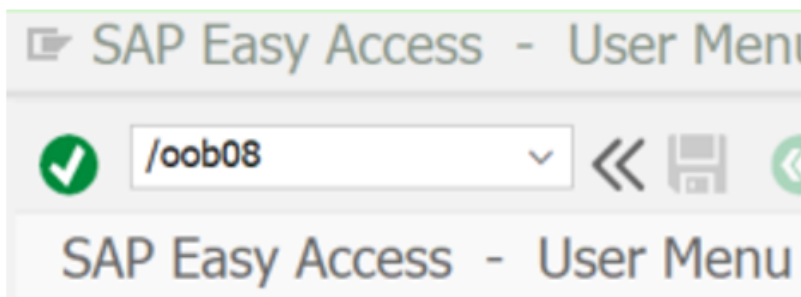
Exchange Rate	1 USD =	3,86200	1 PEN
Convert the amount	1,00 USD =	3,86	PEN

CD	Date	Ratio	From	Exchange Rate	To
TU	05.07.2022	1	USD	=	3,86200
MO	04.07.2022	1	USD	=	3,83900
FR	01.07.2022	1	USD	=	3,85400
TH	30.06.2022	1	USD	=	3,83000
WE	29.06.2022	1	USD	=	3,78800
TU	28.06.2022	1	USD	=	3,78800
MO	27.06.2022	1	USD	=	3,79100
FR	24.06.2022	1	USD	=	3,78200
TH	23.06.2022	1	USD	=	3,75300
WE	22.06.2022	1	USD	=	3,73100
TU	21.06.2022	1	USD	=	3,72400

Do the same for: **USD, EUR, CLP, MXN (LPED)**, and **EUR, USD (LPES)**.

After verifying that the exchange rates are correct, access transaction **OB08**, save the report image and paste it into the **TAXAS DIARIAS** worksheet.

Run the transaction **OB08** (system WP1)



SELECTION, BY CONTENTS:

Table View Edit Goto Selection Utilities System Help

Change View "Current"

New Entries

By Contents...

- All Selected Entries
- All Changed Entries
- All New Entries
- Display Deleted Entries
- All Entries in Request
- All Entries Not in Request
- Everything in BC Set

From	=	Dir.quot.	X	Ratio (to)	To
AUTS	=		X		1 EUR
BEF	=		X		1 EUR
1 DEM	=		X		1 EUR
1 ESP	=		X		1 EUR

Select VALID FROM;

Change View "Currency Exchange Rates": Overview

ExRt	ValidFrom	Indir.quot	X	Ratio(from)	From	=	Dir.q
EURO	01.01.1800	13,76030	X		1ATS	=	

Field Selection

Field Label
Valid from

Buttons: [Up] [Down] [Refresh] [Print] [Close]

Insert the previous day's:

Change View "Currency Exchange Rates": Overview

ExRt	ValidFrom	Indir.quot	X	Ratio(from)	From	=	Dir.quot.	X	Rat
EURO	01.01.1800	13,76030	X		1ATS	=		X	

Choose: By Contents

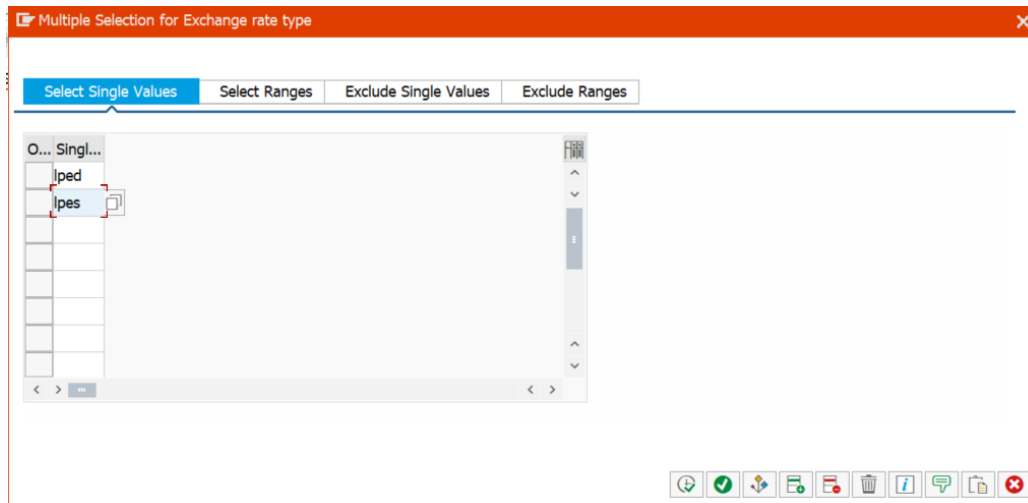
Oper.	Field Label	Op	Field Contents
	Valid from	=	05.07.2022

Buttons: [Choose] [Append] [Refresh] [Delete] [Print] [Close]

When the report appears, check if the rates are correct based on the print of the rates extracted from the link mentioned above. If everything is ok, give a PRINT.


			X	Ratio(from)	From	=	Dir.quot.	X	Ratio (to)	To
			X		1AED	=		X		1EUR
			X		1ARS	=		X		1EUR
EURX	05.07.2022	129,61190	X		1AUD	=		X		1EUR
EURX	05.07.2022	1,51770	X		1BGN	=		X		1EUR
EURX	05.07.2022	1,95585	X		1BRL	=		X		1EUR
EURX	05.07.2022	5,52325	X		1CAD	=		X		1EUR
EURX	05.07.2022	1,33390	X		1.000CDF	=		X		1EUR
EURX	05.07.2022	2,05478	X		1CHF	=		X		1EUR
EURX	05.07.2022	0,99385	X			=		X		1EUR

Click on ExRt column and click on filter:



Save the report image and paste it into the TAXAS DIARIAS worksheet.

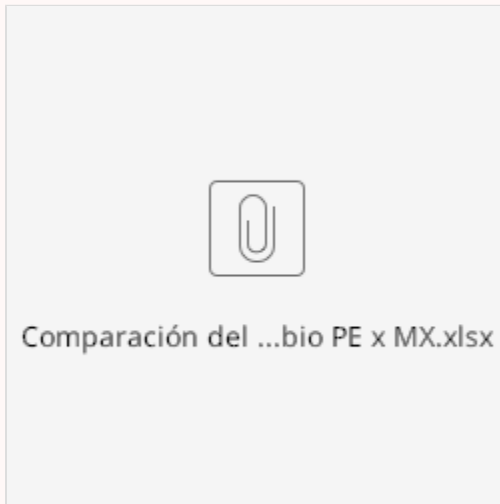
ExRt	From	To	Valid from	Exch. Rate
LPED	CLP	PEN	05.07.2022	4,05600
LPED	EUR	PEN	05.07.2022	4,19500
LPED	MXN	PEN	05.07.2022	18,74590
LPED	USD	PEN	05.07.2022	3,86200
LPES	EUR	PEN	05.07.2022	3,82300
LPES	USD	PEN	05.07.2022	3,85600

 Exchange rate data for PE (Peru) is fed daily into the spreadsheet: TAXAS DIARIAS. Below is a link to access a conference if necessary:
https://docs.google.com/spreadsheets/d/1u5lr_oJBYo_uaAwSQL-2nqS2dwV3pjrQ/edit#gid=1210826692

 **Important**

The method to upload Peru taxes is different due to the effects of local FOREX revaluation in the period x the exchange of the last day of the year it would generate a divergence between the type of the 30/12 of SUNAT and of the Superintendencia.

To consult a comparison please see the attachment below:



End of document.