

# CN - Monthly Update for PRC Rate

## Tasks to be completed when documenting an operation (from creation to publication)

1. Enter the **Title of the operation / page**

2. Add the following Labels:

- Scope of applicability: `ww`, `country_accounting`
- Country or group of countries (if applicable): `belux`, `china`, `france`, `italy`, `lam`, `nam`, `uk_ie`, `bulgaria`, `dach`, `netherlands`, `iberia`, `poland`, `latvia`, `australia`, `india`, `japan`, `south_korea`, `thailand`, `singapore`
- Unit and Domain according to the [List of labels to be used in the Finance Service Line space](#)
  - E.g. 1: WW Operation in Financial Accounting under domain "Central Finance Processes & Compliance":
    - Labels to be used: `ww`, `financial_accounting`, `central_fin_proc_compliance`
  - E.g. 2: France Operation in Financial Accounting:
    - Labels to be used: `country_accounting`, `france`, `financial_accounting`  
(for country operations, the Domain is always `country_accounting`)

3. Fill in all fields as described above

4. Once the description of the operation is completed, ensure it is approved and published by launching the [SBS-Finance approval workflow](#)

**Domain:** Country Accounting

**Responsibility area:** N/A

## Table of contents

- [Tasks to be completed when documenting an operation \(from creation to publication\)](#)
- [1. Enter the Title of the operation / page](#)
- [2. Add the following Labels:](#)
  - [Scope of applicability: `ww`, `country\_accounting`](#)
  - [Country or group of countries \(if applicable\): `belux`, `china`, `france`, `italy`, `lam`, `nam`, `uk\_ie`, `bulgaria`, `dach`, `netherlands`, `iberia`, `poland`, `latvia`, `australia`, `india`, `japan`, `south\_korea`, `thailand`, `singapore`](#)
  - [Unit and Domain according to the List of labels to be used in the Finance Service Line space](#)
- [3. Fill in all fields as described above](#)
- [4. Once the description of the operation is completed, ensure it is approved and published by launching the SBS-Finance approval workflow](#)
- [Table of contents](#)
- [1. Objective and Scope](#)
  - [1.1. Objective of this Operation](#)
  - [1.2. Scope](#)
- [2. Definitions](#)
- [3. Tasks description](#)
- [3.1. Get information of PRC exchange rate](#)
  - [3.1.1. Get information from SAFE "State Administration of Foreign"](#)
  - [3.1.2. Update the working file for data uploading in SAP](#)
- [3.2. Upload the data into SAP OB08](#)
- [3.3. Upload working file to Google drive and share to the relevant person](#)

## Scope

---

? Unknown Attachment

## ERP

---

? Unknown Attachment



? Unknown Attachment

? Unknown Attachment

? Unknown Attachment

**(to be filled!)**

## Frequency

---

? Unknown Attachment

## References

---

OB08

## Forms

---

## Attachments

---



PRC Rate  
Aug 15, 2022

**(give a name and link it)**

*Previous OP << CN - Monthly  
Update for PRC Rate >> Next OP*

# 1. Objective and Scope

## 1.1. Objective of this Operation

The purpose of this document is how to get information of PRC exchange rate and update in SAP system on D+1.

## 1.2. Scope

This procedure applies to the China companies.

# 2. Definitions

See Finance Glossary:


- BFC
- BOIC
- CAM
- ERP
- FO
- GAC
- GAR
- GL
- PE
- PF1
- RCS
- ROPM

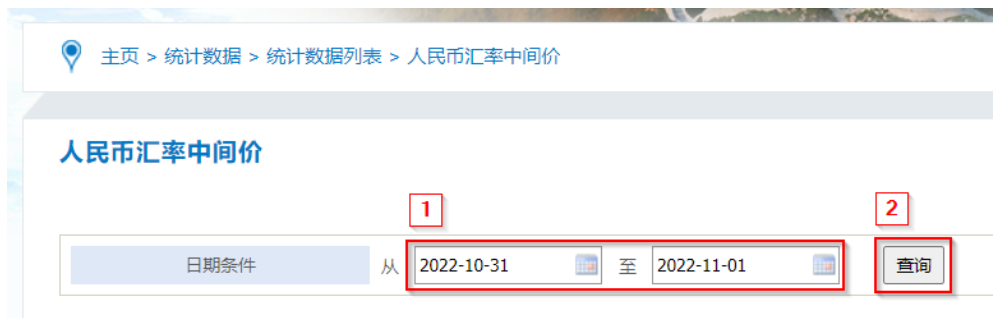
## 3. Tasks description

### 3.1. Get information of PRC exchange rate

#### 3.1.1. Get information from SAFE "State Administration of Foreign"

Go to the [SAFE Website](#).

Select the last date of current closing period and the first date of next closing period, then click  to get the PRC rate



The screenshot shows the SAFE website interface for PRC exchange rate information. The breadcrumb navigation is: 主页 > 统计数据 > 统计数据列表 > 人民币汇率中间价. The main heading is 人民币汇率中间价. Below the heading, there is a search form with the following elements: a label '日期条件' (Date Condition), a '从' (From) button, a date input field containing '2022-10-31' (marked with a red box and '1'), a '至' (To) button, a date input field containing '2022-11-01' (marked with a red box and '2'), and a '查询' (Search) button (marked with a red box).

Click  to print the report

- 统计数据**
- ▶ 统计数据跨表查询
  - ▼ **统计数据列表**
  - 中国国际收支平衡表
  - 中国国际投资头寸表
  - 中国货物和服务贸易
  - 中国对外证券投资资产
  - 中国银行业对外金融资产负债
  - 银行结售汇
  - 银行代客涉外收付款

主页 > 统计数据 > 统计数据列表 > 人民币汇率中间价

返回首页

### 人民币汇率中间价

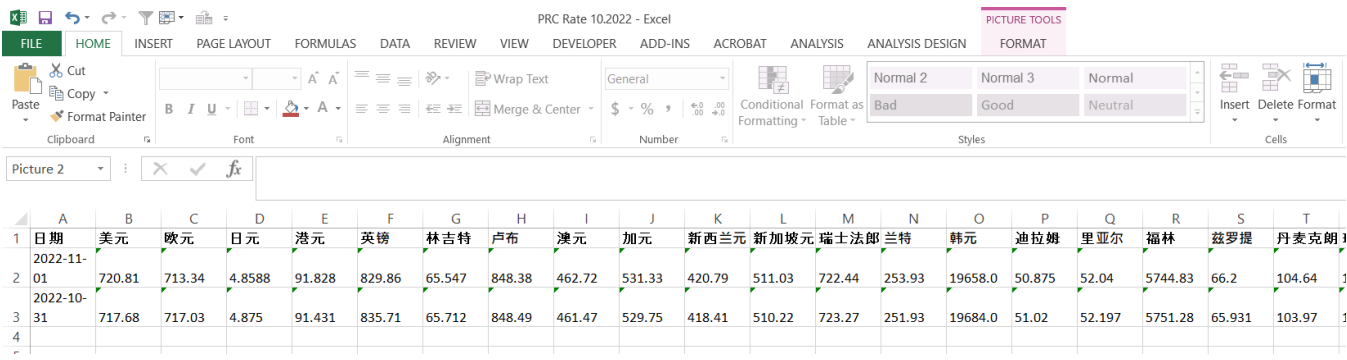
日期条件 从 2022-10-31 至 2022-11-01

**导出表格**

人民币汇率中间价列表

日期	美元	欧元	日元	港元	英镑	林吉特	卢布	澳元	加元	新西兰元	新加坡元	瑞士法郎	兰特	韩元	迪拉姆	里亚尔	福林
2022-11-01	720.81	713.34	4.8588	91.828	829.86	65.547	848.38	462.72	531.33	420.79	511.03	722.44	253.93	19658.0	50.875	52.04	5744.
2022-10-31	717.68	717.03	4.875	91.431	835.71	65.712	848.49	461.47	529.75	418.41	510.22	723.27	251.93	19684.0	51.02	52.197	5751.

PRC Rate 10.2022 - Excel



日期	美元	欧元	日元	港元	英镑	林吉特	卢布	澳元	加元	新西兰元	新加坡元	瑞士法郎	兰特	韩元	迪拉姆	里亚尔	福林	兹罗提	丹麦克朗
2022-11-01	720.81	713.34	4.8588	91.828	829.86	65.547	848.38	462.72	531.33	420.79	511.03	722.44	253.93	19658.0	50.875	52.04	5744.83	66.2	104.64
2022-10-31	717.68	717.03	4.875	91.431	835.71	65.712	848.49	461.47	529.75	418.41	510.22	723.27	251.93	19684.0	51.02	52.197	5751.28	65.931	103.97

**Remark:** If the first date of next closing period is holiday, please use the same rate of the last date of current closing period.

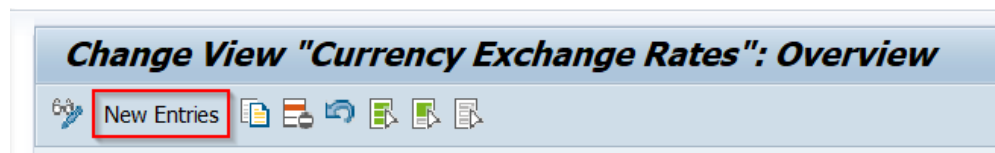
### 3.1.2. Update the working file for data uploading in SAP

Update information that we get from SAFE website to working file as below.

J	K	L	M	N	O	P	Q	R	S	T	U	V	W
					31.10.2022	To update in OB08	ZMON & LCNV	01.11.2022	To update in OB08				
717.68	美元	USD		720.81	7.2081	CNY	717.68	7.1768				美元	USD
717.03	欧元	EUR		713.34	7.1334	CNY	717.03	7.1703				欧元	EUR
4.875	日元	JPY		4.8588	4.8588	CNY	4.875	4.875				日元	JPY
91.431	港元	HKD		91.828	0.91828	CNY	91.431	0.91431				港元	HKD
835.71	英镑	GBP		829.86	8.2986	CNY	835.71	8.3571				英镑	GBP
723.27	瑞士法郎	CHF		722.44	7.2244	CNY	723.27	7.2327				林吉特	MYR
19.03	泰国铢	THB		19.05	0.1905	CNY	19.03	0.1903				卢布	RUB
510.22	新加坡元	SGD		511.03	5.1103	CNY	510.22	5.1022				澳元	AUD
												加元	CAD
												新西兰元	NZD
												新加坡元	SGD
												泰国铢	THB
												瑞士法郎	CHF
					<a href="http://www.safe.gov.cn/wps/portal/sytsj_hljzj_inquire">http://www.safe.gov.cn/wps/portal/sytsj_hljzj_inquire</a>			BOC>>>	<a href="http://srh.bankofchina.com/search/wbpj/search.jsp">http://srh.bankofchina.com/search/wbpj/search.jsp</a>				
					<a href="http://www.safe.gov.cn/safe/rmbhlzj/index.html">http://www.safe.gov.cn/safe/rmbhlzj/index.html</a>								
					日期	31.10.2022	01.11.2022						
					美元	720.81	717.68	USD					
					欧元	713.34	717.03	EUR					
					日元	4.8588	4.875	JPY					
					港元	91.828	91.431	HKD					
					英镑	829.86	835.71	GBP					
					林吉特	65.547	65.712	MYR					
					卢布	848.38	848.49	RUB					
					澳元	462.72	461.47						
					加元	531.33	529.75	KRW					
					新西兰元	420.79	418.41						
					新加坡元	511.03	510.22	SGD					
					瑞士法郎	722.44	723.27	CHF					
					兰特	253.93	251.93						
					韩元	19658.0	19684.0						
					迪拉姆	50.875	51.02						
					里亚尔	52.04	52.197						
					福林	5744.83	5751.28						
					兹罗提	66.2	65.931						
					丹麦克朗	104.64	103.97						
					瑞典克朗	152.93	152.28	AUD					
					挪威克朗	144.31	143.5	CAD					
					里拉	257.86	258.159	NZD					
					比索	274.87	275.76						
					泰铢	524.8	525.61	THB					

### 3.2. Upload the data into SAP OB08

Login SAP with transaction code OB08, then click New Entries.



Fill information in each column in SAP as below by copy data from working file in sheet OB08 :

- WP1 : update rate for both ZMON and LCNV
- PF1 : update rate only for LCNV

ExRt	ValidFrom	Indir	X	Ratio	From	Dir.quot.	X	To
ZMON	31.10.2022				USD	7.2081		CNY
ZMON	31.10.2022				EUR	7.1334		CNY
ZMON	31.10.2022				JPY	4.8588		CNY
ZMON	31.10.2022				HKD	0.91828		CNY
ZMON	31.10.2022				GBP	8.2986		CNY
ZMON	31.10.2022				CHF	7.2244		CNY
ZMON	31.10.2022				THB	0.1905		CNY
ZMON	31.10.2022				SGD	5.1103		CNY
LCNY	31.10.2022				USD	7.2081		CNY
LCNY	31.10.2022				EUR	7.1334		CNY
LCNY	31.10.2022				JPY	4.8588		CNY
LCNY	31.10.2022				HKD	0.91828		CNY
LCNY	31.10.2022				GBP	8.2986		CNY
LCNY	31.10.2022				CHF	7.2244		CNY
LCNY	31.10.2022				THB	0.1905		CNY
LCNY	31.10.2022				SGD	5.1103		CNY
ZMON	01.11.2022				USD	7.1768		CNY
ZMON	01.11.2022				EUR	7.1703		CNY
ZMON	01.11.2022				JPY	4.875		CNY
ZMON	01.11.2022				HKD	0.91431		CNY
ZMON	01.11.2022				GBP	8.3571		CNY
ZMON	01.11.2022				CHF	7.2327		CNY
ZMON	01.11.2022				THB	0.1903		CNY
ZMON	01.11.2022				SGD	5.1022		CNY
LCNY	01.11.2022				USD	7.1768		CNY
LCNY	01.11.2022				EUR	7.1703		CNY
LCNY	01.11.2022				JPY	4.875		CNY
LCNY	01.11.2022				HKD	0.91431		CNY
LCNY	01.11.2022				GBP	8.3571		CNY
LCNY	01.11.2022				CHF	7.2327		CNY
LCNY	01.11.2022				THB	0.1903		CNY
LCNY	01.11.2022				SGD	5.1022		CNY

ExRt	ValidFrom	Indir.quot	X	Ratio(from)	From	Dir.quot.	X	Ratio (to)	To
ZMON	31.10.2022		X		USD	7.2081	X		CNY
ZMON	31.10.2022		X		EUR	7.1334	X		CNY
ZMON	31.10.2022		X		JPY	4.8588	X		CNY
ZMON	31.10.2022		X		HKD	0.91828	X		CNY
ZMON	31.10.2022		X		GBP	8.2986	X		CNY
ZMON	31.10.2022		X		CHF	7.2244	X		CNY
ZMON	31.10.2022		X		THB	0.1905	X		CNY
ZMON	31.10.2022		X		SGD	5.1103	X		CNY
LCNY	31.10.2022		X		USD	7.2081	X		CNY
LCNY	31.10.2022		X		EUR	7.1334	X		CNY
LCNY	31.10.2022		X		JPY	4.8588	X		CNY
LCNY	31.10.2022		X		HKD	0.91828	X		CNY
LCNY	31.10.2022		X		GBP	8.2986	X		CNY
LCNY	31.10.2022		X		CHF	7.2244	X		CNY
LCNY	31.10.2022		X		THB	0.1905	X		CNY
LCNY	31.10.2022		X		SGD	5.1103	X		CNY
ZMON	01.11.2022		X		USD	7.1768	X		CNY
ZMON	01.11.2022		X		EUR	7.1703	X		CNY
ZMON	01.11.2022		X		JPY	4.875	X		CNY
ZMON	01.11.2022		X		HKD	0.91431	X		CNY
ZMON	01.11.2022		X		GBP	8.3571	X		CNY
ZMON	01.11.2022		X		CHF	7.2327	X		CNY
ZMON	01.11.2022		X		THB	0.1903	X		CNY
ZMON	01.11.2022		X		SGD	5.1022	X		CNY
LCNY	01.11.2022		X		USD	7.1768	X		CNY
LCNY	01.11.2022		X		EUR	7.1703	X		CNY
LCNY	01.11.2022		X		JPY	4.875	X		CNY



Then SAVE

Toolbar: [Save icon highlighted]

### New Entries: Overview of Added Entries

ExRt	ValidFrom	Indir.quot	X	Ratio(from)	From	Dir.quot.	X	Ratio (to)	To
ZMON	31.10.2022		X		USD	7.2081	X		CNY
ZMON	31.10.2022		X		EUR	7.1334	X		CNY
ZMON	31.10.2022		X		JPY	4.8588	X		CNY
ZMON	31.10.2022		X		HKD	0.91828	X		CNY
ZMON	31.10.2022		X		GBP	8.2986	X		CNY
ZMON	31.10.2022		X		CHF	7.2244	X		CNY
ZMON	31.10.2022		X		THB	0.1905	X		CNY
ZMON	31.10.2022		X		SGD	5.1103	X		CNY

### 3.3. Upload working file to Google drive and share to the relevant person

Shared with me

Name	Actions
PRC Rate 01...	<ul style="list-style-type: none"> <li>Preview</li> <li>Open with</li> <li><b>Share</b></li> <li>Get link</li> <li>Add to workspace</li> <li>Show file location</li> <li>Add shortcut to Drive</li> <li>Move to</li> <li>Add to Starred</li> <li>Rename</li> </ul>
PRC Rate 02...	
PRC Rate 03...	
PRC Rate 04...	
PRC Rate 05...	
PRC Rate 06...	
PRC Rate 07...	
PRC Rate 08...	
PRC Rate 09...	
PRC Rate 10.2022.xlsx	

Spreadsheet shared with you: "PRC Rate 10.2022.xlsx" | General/Acct. Platform/Bank/PRC Rate x

Alinnun Krittaphukthap... (via Google Sheets) <drive-shares-dm-noreply@google.com> Tue, Nov 1, 9:17 AM

**Alinnun Krittaphukthaphach shared a spreadsheet**

Alinnun Krittaphukthaphach (alinnun.krittaphukthaphach@solway.com) has invited you to **edit** the following spreadsheet:

Dear All,

Please be informed that PRC exchange rate now is updated in SAP for date 31.10.2022 and 01.11.2022

Best regards,  
Alinnun K

PRC Rate 10.2022.xlsx

[Open](#)



**Person of contact**

- SBS RtR (**change RtR**) for reporting
- SBS FO CAM

End of document.