

RSB reporting category in BFC SYENSQO

- 1. Objective and Scope
- 2. RSB Reporting Setup
 - 2.1 Reporting setup - Reporting Organizer
- 3. RSB initialization (July)
 - 3.1 RSB consolidation scope
 - 3.2 RSB set of rules
 - 3.3 RSB consolidation
 - 3.4 RSB monthly consolidation scheduling
 - 3.5 RSB opening checks
- 4. RSB consolidation rules update / Example

1. Objective and Scope

RSB category is managed by and is under the responsibility of Corporate and Business Controlling teams. Purpose of this category is to restate historical data (Y-1 / source ACTUAL2 category) with current (Y) structure and exchange rates.

Restated Y-1 data is used for internal Business performance analysis as well as for external publication.

Scope of restated data:

- quarterly cumulative data (no monthly restatement)
- P&L: Sales up to Underlying EBIT (including Equity results)
- Capital Employed (WC + Assets + Investments)

Planning:

1. Category initialized in July Y Example: in July 2022 opening of RSB 2022/2023 (restatement of 2022 Actuals @ 2023 ExcR and Structure)
2. Business structure changes expected for Y+1 defined before Christmas - BFC set up in 2 waves Q4 Y and end Jan Y+1
3. Q1 Y+1 (February at the latest to be ready before Q1 Y+1 results): technical checks, input of structure effects (through top entries or using dedicated consolidation rules. no usage of packages)
4. updated all during Y+1 year each time a structure effect requires a restatement

Changes in the structure are reported by each enterprise/zone using specific flows:

- **RS00 Historical data (Y-1 Actual2 figures):** technically ACTUAL2 Y-1 is preloaded in RS00 by Activity 1 (P&L + A/R) and Activity 2 (Capital Employed excluding A/R)
- **RS01 Acquisition** (perimeter inflow: companies entering in conso scope as IG, MEQ or IP / Business acquired)
- **RS98 Disposal** (perimeter outflow: companies or Business divested)
- **RS50 Reclassifications** (account reclassifications i.e. change of depreciation in inventories to fixed costs - subject to approval from Corp. Controlling teams as it may impact external communication and annual report issued in Y-1)
- **RS6x Business transfers intra SYENSQO**
 - **RS61** - Inter Markets (Intra BU) Transfers
 - **RS62** - Inter BU (Intra GBU) Transfers
 - **RS63** - Inter GBU's Transfers
- **RS7x Organizational Syensqo Changes** (change in accounting rules i.e. IFRS16 implementation - subject to approval from Corp. Controlling teams as it may impact external communication made in Y-1)
- **RS80 Conversion effect** (automatically calculated in RSB through dedicated Consolidation rules using Y-1 and Y Exchange Rates tables)
- **RS99 Restated =** (Sum of the flows listed above)
- *NB are excluded from structure effects : correction of mistakes in Y-1 Actuals, shutdown of a product line, change of contract terms, discontinued operations (already recorded in Y-1 Actuals)*

Sales Y-1 (flux RS00) + Structure Effects (specific flows RSxx)

= Sales Y-1 at Y structure, Y-1 rates

+

Foreign currency conversion effect (Flow RS80)

= Sales Y-1 at Y structure & Y rates ¹ (flow RS99)

¹ RSB Variant 2 = Budget rates for upcoming quarters

RSB Variant 4 = Last BFR (Business Forecast Review) rates for upcoming quarters

RSB category has its **own category scenario "RSB"**, **scope "RSBSYENSQO"** and **exch. rates version "PREV"**.

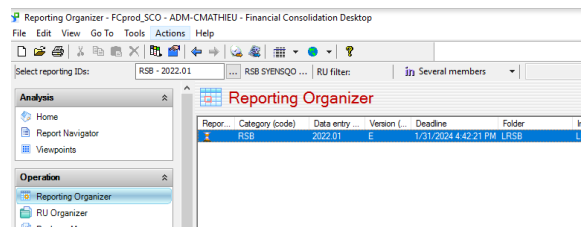
- RSB scope includes the « ACTUAL2 » legal entities + fictive Business entities (**GEST-xxx or SCO-xxx** – used to record the structure changes).
- RSB is a **multi-period category** with one **single data entry period** YYYY.01

2. RSB Reporting Setup

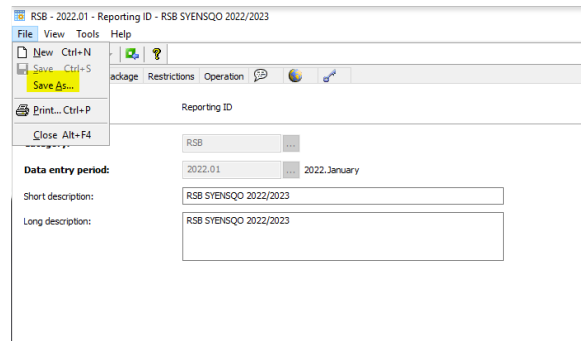
2.1 Reporting setup - Reporting Organizer

The **opening of RSB** phase should occur **in July**.

To create a new Reporting ID for the period, select the one of the previous year in the field **Select Reporting IDs**.



Then in **Reporting Organizer** module **Open** it and **Save As**.



In the **General** tab defines the general properties of the reporting ID.

Enter the following information:

- **Category** - RSB
- **Data entry period** - YYYY.01
- **Short & Long description** - RSB SYENSQO YY/YY+1

The **Definition** tab will define the associated category scenario and the start and end dates for the reporting.

Enter the following information:

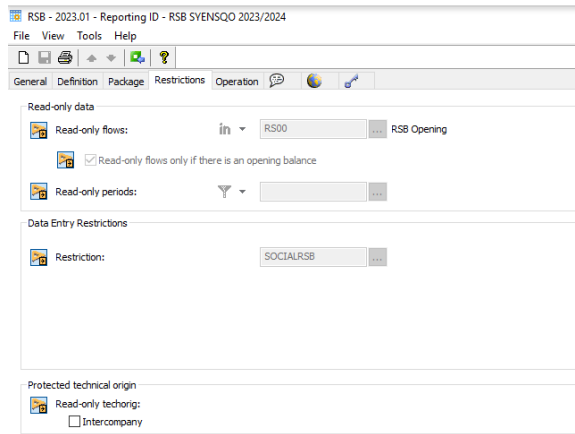
- **Version of category scenario:** latest version to be selected
- **Start & End Date:** Adjust start (July Y) and end date (January Y+2)

The **Package** tab defines the data entry settings applicable to packages:

- **Windows and Internet folder:** LRSB
- **Set-of controls:** LRSB
- **Control level to be reached:** RSB
- **Blocking** - Flag the option Blocking
- **Apply to central manual journal entries** - it **MUST NOT** be flagged
- **Opening balance data** : not applicable (*this is through the dedicated RS00 flow that Y-1 ACTUAL2 historical data will be preloaded*)

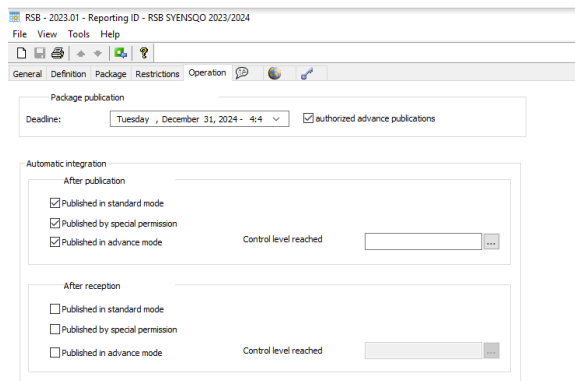
The **Restrictions** tab defines the data entry restrictions which are applied when the data is entered.

- **Read-only flows:** RS00 is the opening balance flow automatically generated (Y-1 Actual2 / F99AJ)
- **Data entry restrictions:** SOCIALRSB



In the **Operation** tab defines the settings associated with packages publication.

In the **Deadline** it has to be informed the deadline for package's publication. It has not such an importance as, in principle, there no packages and if any it will be completed centrally by Corporate Controlling.



3. RSB initialization (July)

3.1 RSB consolidation scope

There is only **one scope per year** - **RSBSYENSQO YYYY.12** - and it should be **aligned with December ACTUAL2 scope of corresponding year of restatement** (example: RSB 2022/2023 => aligned with 2022.12 ACTUAL2 scope).

BFC Admin starts working in the RSB YY/YY+1 phase in July YY and the RSBSYENSQO YYYY scope should be created by a save as of ACTUAL2 YYYY.06 (most recent scope available in BFC_PROD_SCO). The following principles have to be applied:

- 1) RSB scope **includes companies conso at both opening and closing** in ACTUAL2 scope;
- 2) RSB scope **includes companies consolidated at opening even if sold or merged during the year** in ACTUAL2 scope;
- 3) RSB scope **includes companies consolidated at closing even if non conso at opening** (ex newco stardust US) in ACTUAL2 scope ;
- 4) RSB scope **excludes companies non conso at opening and non conso at closing** in ACT2 scope.

Further updates from July to Dec YYYY will be limited to the **replication (manually) of ACTUAL2 scope changes**.

3.2 RSB set of rules

A new set of rules should be created every year - **RSBSCOYY** - to be associated to RSB YY+1 conso.

The following subset of rules should be included and not changed as they are permanent rules applying to RSB phase every year:

- **10-AN-RSBSCO** - Generation of opening flow RS00 / different subsets for RSB 2022/2023 and 2023/2024 because of different conso variants (variant 2 or SC2 depending on periods) in ACTUAL2 Combined FS => this should not be needed anymore from RSB 2024/2025
- **15-ST-RSBSCO** or SC - Calculation of sales (company level)
- **18-EL-RSBSCO** - Sales elimination
- **40-TO-RSBSCO** - Calculation and storage of Totals
- **046-TXRSBSCO** - Special rules for conversion

Only subset 13-RSBSCOYY should be created every year as it includes dedicated consolidation rules customized to manage automatically (when possible) some structure effects.

Examples:

- Business 100% internally transferred from A to B using flows RS61, RS62 or RS63.
- External divestments: full company(ies) divested (share deals) or Business 100% sold - RS98

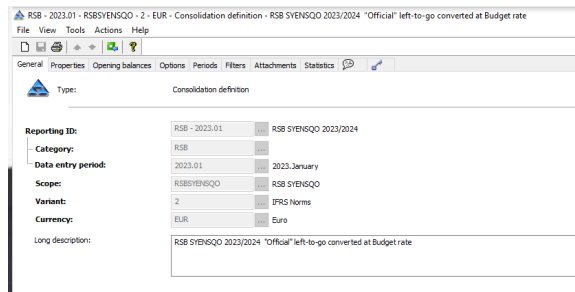
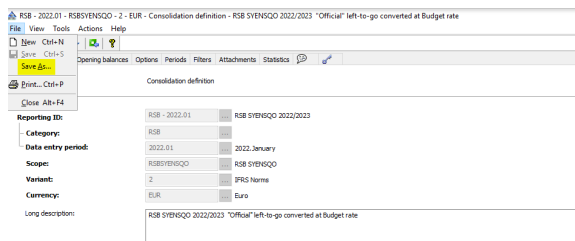
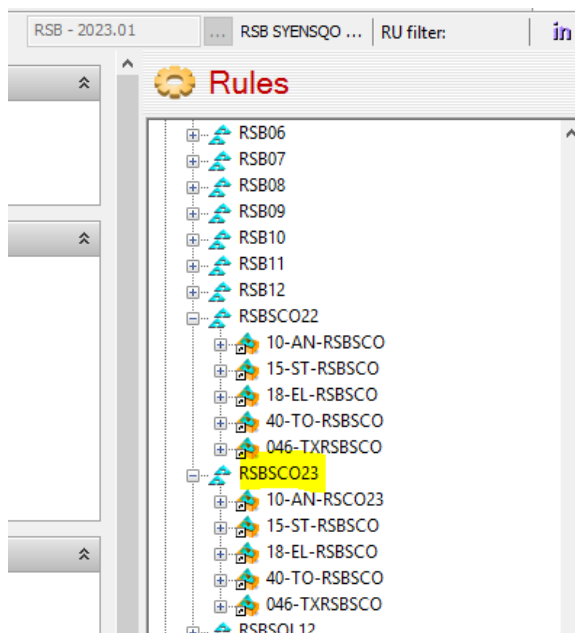
When creating the set of rules in July YY, this subset should be left empty and should be completed once Corporate Controlling has requested BFC Admin, usually in Q1 Y+1, to customize the conso rules for the scope changes effects.

See chapter [4.RSB consolidation rules update](#)

3.3 RSB consolidation

RSB YY/YY+1 consolidation should be created and run already in July YY to allow early technical checks (pre loading of ACTUAL2 balances into RSB through RS00).

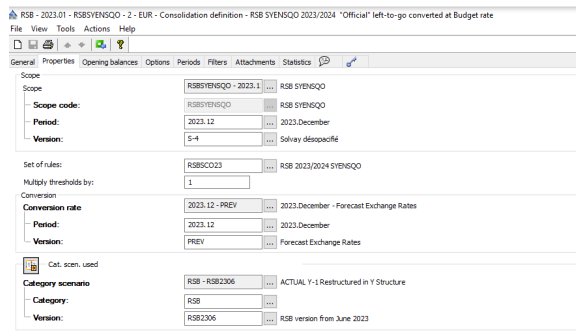
To create RSB conso BFC Admin should do a save as of previous year conso RSB Variant 2.



In the **General** tab replace the data entry period to YYYY.01 and correct the long description.

In the **Properties** tab replace

- **scope** by the new one RSBSYENSQO YYYY.12
- **set of rules** by the new one RSBSCOYY
- **conversion rates** by PREV March YYYY+1
- **category scenario** : **check** that the one selected with the "save as" from previous RSB is the **last existing and correct one to be used**



In the **Opening balances** tab:

- **NO opening balance data to be selected** as this is through dedicated consolidation rule that RS00 flow "opening" will be generated (see chapter 3.2.RSB Set of rules)

In the **Options** tab, nothing to be done

In the **Periods** tab replace

The screenshot shows the 'Periods' tab in the SAP RSB configuration. It displays a grid with columns for dates from 2023.01 to 2023.12 and rows for various consolidation rules. The 'Data entry period' is set to '2023.12'.

- **conversion rates** by PREV YYYY+1
- **scope** by RSBSYENSQO YYYY.12

3.4 RSB monthly consolidation scheduling

RSB is used as Y-1 comparison with ACTUAL2 monthly reporting

- **Scheduling variant 2**: *once a day at 5 am / from Day 5 to Day20 (normal day considered, not working days)*
- **Task duration to be updated every month** to set corresponding dates for D5 and D20

The screenshot shows the SAP Task List interface. The 'Task List' is titled 'Task List' and contains a list of tasks. The task 'RSB-SYENSQO D5 to D20 once a day 5am' is highlighted in blue. Other tasks include 'SYENSQO-EUR AUTO WD3 to WD6 every hour', 'SYENSQO-USD AUTO WD4 to WD10 every hour', and 'ACT0 SYENFULL V2 quarterly WD1 WD2 every 4 hours'.

Example for 2024 Actuals compared with RSB of 2023 year - January 2024 reporting done in February

RSB-SYENSQO - Task - RSB-SYENSQO D5 to D20 once a day 5am

File View Tools Help

General Task Log Definition

Consolidation: RSB - 2023.01 - RSBSYI ... RSB SYENSQO 2023/2024 "Official" left-to-go converted at Budget rate

Category: RSB ...

Data entry period: 2023.01 ... 2023.January

Scope code: RSBSYENSQO ... RSB SYENSQO

Variant: 2 ... IFRS Norms

Currency: EUR ... Euro

Processing type

Full consolidation

Incremental consolidation

RSB-SYENSQO - Task Scheduler - RSB-SYENSQO

File View Tools Help

General Definition

Active

Process Run By: ADM-CMATHIEU MATHIEU Caroline

Change

ASAP

Once on: Wednesday, January 31, 2024 at: 14:00

Recurrent:

Period Manager

Day Every 1 day(s)

Week

month(s)

Daily

Once at: 05:00

Every: 1 Hour(s) start: 05:00 end: 05:00

Duration

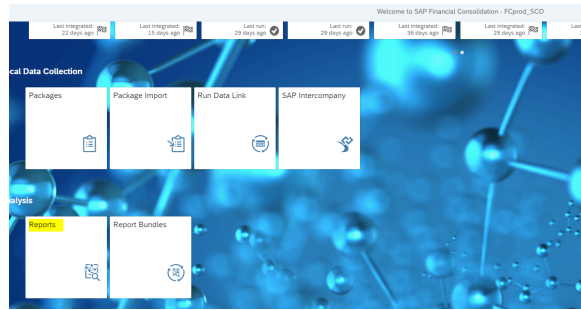
Start date: Monday, February 5, 2024 No end date

Until: Tuesday, February 20, 2024

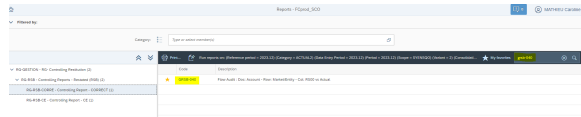
3.5 RSB opening checks

Once RSB consolidation has been run, BFC Admin should **check the alignment of flow RS00 with ACTUAL2 F99AJ (P&L) and F99 (BS):**

- Report **GRSB-040** should be used to check **P&L**
- Report **GRSB-002** to check **BS**



In report **GRSB-040 "P&L" - Flow Audit : Doc: Account - Row: Market /Entity - Col: RS00 vs Actual** selection criteria should be completed as follows:

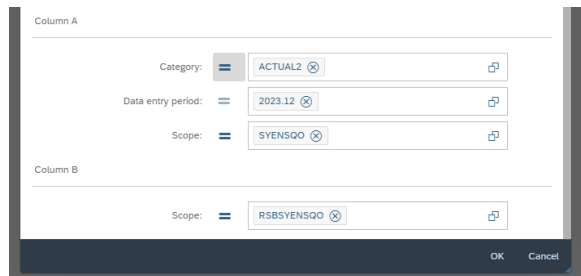
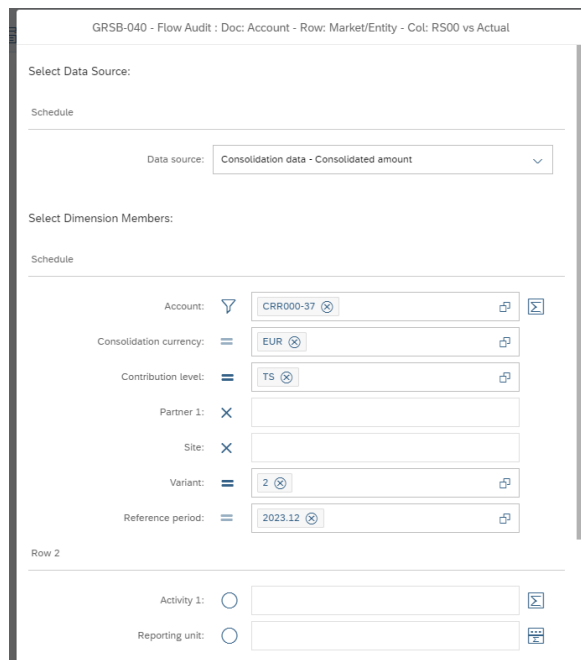


Data Source

- **Data Source:** Consolidation data - Consolidated amount

Dimension Members

- **Account (aggregated):** Filter CRR000-37 (REBITDA accounts in P&L)
- **Consolidation Currency:** EUR
- **Contribution Level:** TS
- **Partner 1:** No member
- **Site:** No member
- **Variant:** 2
- **Reference period:** YYYY.12 (or 06 or 09 or 03) to check RSB00 is aligned with F99AJ / YYYY.12 / ACTUAL2
- **Activity 1 (Itemized, total after):** All members
- **Reporting Unit (Itemized, total after):** All members
- **Category:** ACTUAL2
- **Data entry period:** YYYY.12 (or 06 or 09 or 03) to check RSB00 is aligned with F99AJ / YYYY.12 / ACTUAL2
- **Scope:** SYENSQO
- **Column B Scope:** RSBSYENSQO



ACTIVITY 1	REPORTING UNIT	ACTUAL2 WALLENBURG 2023.12	RSD RSD 2023.12	DELTA
-	08020C - ADU TOP TECH ENTITY - 30	-3774	-3774	0
-	0944 - AURUMONT INDUST SAS	1	1	0
-	0980C - CBI - SC	8	8	0
-	0780 - OEM DEFENSE MATERIALS LLC	2000	2000	0
-	0100 - CHEMPEX	17328	17328	0
-	0300 - COORDINATION SPINETTA	864	864	0
-	0340 - COORDINATION PARALX	---	---	---

The last column - DELTA - **must always be zero.**

In report **GRSB-002 "Balance Sheet" - Flow Audit : Doc: Account - Row: Market/Entity - Col: RS00 vs Actual** selection criteria should be completed as follows:

Data Source

- **Data Source:** Consolidation data - Consolidated amount

Dimension Members

- **Account:** ST-STOCK
- **Consolidation Currency:** EUR
- **Contribution Level:** TS
- **Partner 1:** All or no members
- **Variant:** 2
- **Reference period:** YYYY.03 (or 06 or 09 or 12) to check RSB00 is aligned with F99AJ / YYYY.03 / ACTUAL2
- **Activity 2 (Itemized, total after):** All members
- **Reporting Unit (Itemized, total after):** All members

Column A

- **Category:** ACTUAL2
- **Data entry period:** YYYY.03 (or 06 or 09 or 12) to check RSB00 is aligned with F99AJ / YYYY.03 / ACTUAL2
- **Scope:** SOLVAY14

Column B

- **Scope:** RSBQSOL

	A	B	D	E	F	
1						
2						
3	ACTIVITY 2	REPORTING UNIT	ACTUAL2 F99AJ	RSB RS00	RSB RS00	DELTA
4	-	-	1 103 200	1 103 200	0	
5						

The last column - DELTA - **must always be zero.**

4. RSB consolidation rules update / Example

In case a change in the structure can be managed by consolidation rules, it should be done this way rather than central journal entries.

For example, in July 2021 the group decided to create a new GBU (Global Business Unit) called Oil & Gas (OG) and to "transfer" 2 activities already reporting under Technology Solutions GBU (TS) to the new GBU.

This decision didn't have a retroactive effect In Actuals, TS activities remained in TS in the 1st Semester.

Activities (Activity1) no more to be used in GBU TS "Techno Solutions" from 7/2021:

- TSPR - PROBAN
- TSSH - SODIUM HYPOPHOSPHOROUS

New activities (Activity1) to be used in O&G GBU from 7/2021:

- OGPR - PROBAN
- OGSH - SODIUM HYPOPHOSPHOROUS

In terms of RSB 20/21, it was necessary to transfer 2020 Q3 and Q4 P&L figures from TSXX to OGXX activities.

- This is the kind of structure update that can be easily managed by consolidation rules avoiding heavy manual top entries (line by line, partner by partner....).
- Automation through consolidation rules keeps a restatement at company currency level (while top entry would be global in Euros introducing distortion effect in the calculation of conversion effect RS80)
- 2 rules have been customized:

RSB20-OG-PL1 - New GBU Oil & Gas 2020 P&L cum => Transfer cumulated 09.2020 & 12.2020 P&L figures from TSXX to OGXX activities.

RSB20-OG-PL2 - New GBU Oil & Gas 2020 P&L S1 reset - 2 effects:

- put back cumulated S1 (06.2020) in TSXX activities in both cumulated 09.2020 & 12.2020 P&L figures
- remove cumulated S1 in OGXX activities (effect from the 1st rule) in both cumulated 09.2020 & 12.2020 P&L figures

Table A - Source data in RS00 (Actuals Y-1)

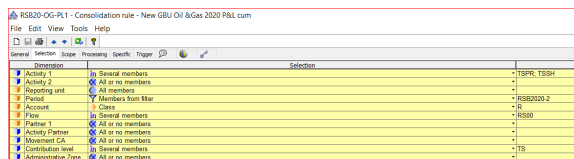
A - Source declarations ACTUAL2 (=RS00 RSB)			
example	YtD 06	YtD 09	YtD 12
MARK - TSPR	100	150	200
MARK - TSPR / PMARK - TSPR	10	15	20
MARK - TSPR / PMARK - CSNR	1	3	4

MARK. RSB = OGPR

RSB20-OG-PL1 - New GBU Oil & Gas 2020 P&L cum

In the selection tab, we specify what needs to be transferred:

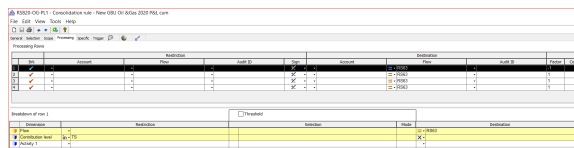
- Activity1:** TSPR + TSSH
- Reporting Unit:** All members (it is a transversal to all companies)
- Period:** Filter containing both periods 09.2020 & 12.2020
- Account:** All accounts belonging to class R (P&L accounts)
- Flows:** RS00
- Contribution level:** TS



In the processing tab, we specify how the transfer should be done:

Row 1 - Flow

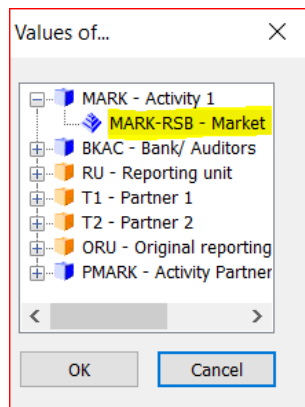
- Flow **RS63** (Inter GBU's transfers) should be used to decrease TSPR and TSSH account balances (RS00 - RS63 = RS99).



- Factor = -1 (to decrease)

Row 2 - Activity1

The activities to which account balances should be **increased** are the ones indicated in characteristic **Market used in RSB transfer** of MARK dimension.



The image shows a screenshot of the SAP consolidation rule configuration table for RSB20-OG-PL1. The table has columns for 'Account', 'Debit', 'Credit', 'Sign', 'Account', 'Debit', 'Credit', 'Sign', 'Account', 'Debit', 'Credit', 'Sign'. The first row shows a debit of 150 and a credit of 200. The second row shows a debit of 15 and a credit of 20. The third row shows a debit of 3 and a credit of 4. The fourth row shows a credit of 150 and a debit of 200. The fifth row shows a credit of 15 and a debit of 20. The sixth row shows a credit of 3 and a debit of 4.

- Factor = 1 (to increase)

Row 3 & 4 - Activity partner

In order to have correct internal/net sales figures, Activity partner should be reclassified as well.

- Factor = 1 (to increase)

The image shows a screenshot of the SAP consolidation rule configuration table for RSB21-OG-PL1. The table has columns for 'Account', 'Debit', 'Credit', 'Sign', 'Account', 'Debit', 'Credit', 'Sign', 'Account', 'Debit', 'Credit', 'Sign'. The first row shows a debit of 150 and a credit of 200. The second row shows a debit of 15 and a credit of 20. The third row shows a debit of 3 and a credit of 4. The fourth row shows a credit of 150 and a debit of 200. The fifth row shows a credit of 15 and a debit of 20. The sixth row shows a credit of 3 and a debit of 4.

Below B table represents the effect of the 1st consolidation rule in flow RS63:

B - Effect of RSB rule RSB2-OG-PL1	YtD 06	YtD 09	YtD 12	Flow	Line in rule / processing tab
MARK - TSPR		-150	-200	FL=RS63	Line 1
MARK - TSPR / PMARK - TSPR		-15	-20	FL=RS63	Line 1
MARK - TSPR / PMARK - CSNR		-3	-4	FL=RS63	Line 1
MARK - OGPR		150	200	FL=RS63	Line 2
MARK - OGPR /PMARK - OGPR		15	20	FL=RS63	Line 3
MARK - OGPR /PMARK - CSNR		3	4	FL=RS63	Line 4

RSB20-OG-PL2 - New GBU Oil & Gas 2020 P&L S1 reset

With the previous rule - RSB20-OG-PL1 - we have transferred 09.2020 & 12.2020 cumulated figures from TSXX to OGXX activities.

Since the decision to transfer TS activities to OG had no retroactive effect to Jan 1st (TS remained in TS in 1st Semester), RSB should reflect the same and therefore we need, by a new conso rule:

- to put cumulative 06.2020 back in TS on 09.2020 & 12.2020 cumulated figures
- to remove cumulative 06.2020 on OG on 09.2020 & 12.2020 cumulated figures

In the selection tab, we specify what needs to be transferred:

- **Activiy1:** TSPR + TSSH
- **Reporting Unit:** All members (it is a transversal to all companies)
- **Period:** 06.2020
- **Account:** All accounts belonging to class R (P&L accounts)
- **Flows:** RS00
- **Contribution level:** TS

In the processing tab, we specify how the transfer should be done:

Row 1 - Flow

- Flow **RS63** (Inter GBU's transfers) should be used to **reintroduce S1 TSPR and TSSH** account balances (RS00 - RS63 = RS99) in **Q3 (2020.09)**.
- Factor = 1

Row 2 - Activity1

The activities to which account balances should be **removed (OGxx)** are the ones indicated in characteristic **Market used in RSB transfer of MARK** dimension.

- Factor = - 1

Row 3 & 4 - Activity partner

In order to have correct internal/net sales figures, Activity partner should be reclassified as well: **remove on OG**.

- Factor = - 1

Row 5 - Flow

- Flow **RS63** (Inter GBU's transfers) should be used to **reintroduce S1 TSPR and TSSH** account balances (RS00 - RS63 = RS99) in **Q4 (2020.12)**.
- Factor = 1

Row 6 - Activity1

The activities to which account balances should be **removed (OGxx)** are the ones indicated in characteristic **Market used in RSB transfer of MARK** dimension.

- Factor = - 1

Row 7 & 8 - Activity partner

In order to have correct internal/net sales figures, Activity partner should be reclassified as well: **remove on OG**

- Factor = - 1

Below C table represents the effect of the 2nd consolidation rule in flow RS63:

C - Effect of RSB rule RSB2-OG-PL2					
	YtD 06	YtD 09	YtD 12	Flow	Line in rule / processing tab
MARK - TSPR		100		FL=RS63	Line 1
MARK - TSPR / PMARK - TSPR		10		FL=RS63	Line 1
MARK - TSPR / PMARK - CSNR		1		FL=RS63	Line 1
MARK - OGPR		-100		FL=RS63	Line 2
MARK - OGPR /PMARK - OGPR		-10		FL=RS63	Line 3
MARK - OGPR /PMARK - CSNR		-1		FL=RS63	Line 4
MARK - TSPR			100	FL=RS63	Line 5
MARK - TSPR / PMARK - TSPR			10	FL=RS63	Line 5
MARK - TSPR / PMARK - CSNR			1	FL=RS63	Line 5
MARK - OGPR			-100	FL=RS63	Line 6
MARK - OGPR /PMARK - OGPR			-10	FL=RS63	Line 7
MARK - OGPR /PMARK - CSNR			-1	FL=RS63	Line 8





Below D table (sum of A+B+C tables above) represents the final picture on RS99 (RS63 of the 2 conso rules + RS00):

D - FINAL PICTURE IN RSB (A+B+C) S1 2020 data kept in TS GBU / Only S2 (09 & 12) data are transferred to OG					
	YtD 06	YtD 09	YtD 12		
MARK - TSPR	100	100	100		
MARK - TSPR / PMARK - TSPR	10	10	10		
MARK - TSPR / PMARK - CSNR	1	1	1		
MARK - OGPR	0	50	100		
MARK - OGPR /PMARK - OGPR	0	5	10		
MARK - OGPR /PMARK - CSNR	0	2	3		

END OF THE PROCEDURE

Workflow history

This view shows the 5 most recent entries. The complete workflow log is available from the 'Document Activity' menu item.

Jan 09, 2025	Actor	Type	Activity	Version
Published	 STOISSICH, Caroline	Edit	updated the page at 2:06 pm	
		State	changed state to Published at 1:06 pm	v70
Draft	 STOISSICH, Caroline	State	gave <i>Approvers</i> approval at 1:06 pm	
		State	changed state to Draft at 1:06 pm	v70
Jan 31, 2024				
Published	 STOISSICH, Caroline	Edit	updated the page at 2:17 pm	
		State	changed state to Published at 1:21 pm	v69
	 STOISSICH, Caroline			

Draft



STOISSICH, Caroline

State gave *Approvers* approval at 1:21 pm
