

US - PF1 ARA Bank Accounts

Tasks to be completed when documenting an operation (from creation to publication)

1. Enter the **Title of the operation / page**

2. Add the following Labels:

- Scope of applicability: ww, country_accounting
- Country or group of countries (if applicable): belux, china, france, italy, lam, nam,uk_ie, bulgaria, dach, netherlands, iberia, poland, latvia, australia, india, japan, south_korea, thailand, singapore, new_zealand, emea_transversal, apac_transversal
- Unit and Domain according to the [List of labels to be used in the Finance Service Line space](#)
 - E.g. 1: WW Operation in Financial Accounting under domain "Central Finance Processes & Compliance":
 - Labels to be used: **ww, financial_accounting, central_fin_proc_compliance**
 - E.g. 2: France Operation in Financial Accounting:
 - Labels to be used: **country_accounting, france, financial_accounting**
(for country operations, the Domain is always country_accounting)

3. Fill in all fields as described above

4. Name the title of each section using OPD methodology naming convention - **Infinitive verb without the "to", mainly action verb...something) -" I do something..."**

5. Once the description of the operation is completed, ensure it is approved and published by launching the [SBS-Finance approval workflow](#)

Domain:

Responsibility area:

Table of contents

- Tasks to be completed when documenting an operation (from creation to publication)
- 1. Enter the Title of the operation / page
- 2. Add the following Labels:
 - Scope of applicability: ww, country_accounting
 - Country or group of countries (if applicable): belux, china, france, italy, lam, nam,uk_ie, bulgaria, dach, netherlands, iberia, poland, latvia, australia, india, japan, south_korea, thailand, singapore, new_zealand, emea_transversal, apac_transversal
 - Unit and Domain according to the [List of labels to be used in the Finance Service Line space](#)
- 3. Fill in all fields as described above
- 4. Name the title of each section using OPD methodology naming convention - Infinitive verb without the "to", mainly action verb...something) -" I do something..."
- 5. Once the description of the operation is completed, ensure it is approved and published by launching the SBS-Finance approval workflow
- Table of contents
 - 1. Objective and Scope
 - 1.1. Objective of this Operation
 - 1.2. Scope
- 2. Definitions
- 3. Tasks description
 - 3.1. I go to Google Drive
 - 3.1.1. I check accounts that need to be reconciled
 - 3.2. I get the extract and perform the reconciliation in SAP
 - 3.2.1. I get the extract
 - 3.2.2. I do the reconciliation of account.

Scope



WW



Unknown Attachment

ERP



Unknown Attachment



PF1

Frequency



Month

References

Transactions:

FBL3N

/BSAR/MENU

Forms

Attachments

<< US - PF1 ARA Bank Accounts >>

1. Objective and Scope

1.1. Objective of this Operation

The objective of the operation is to describe how to update the dashboard file that reconcile the US [PF1](#) Bank accounts.

1.2. Scope

This procedure applies to company all US [ERP PF1](#) companies:

- [SSP](#) - 5844, 5782
- [SCI](#) - 4290, 4291, 5650, 6028
- [SF](#) - 3384
- [SNA](#) - 4045, 5718

2. Definitions

See [Finance Glossary](#):

- [ERP](#)
- [PF1](#)
- [SSP](#)
- [SCI](#)
- [SF](#)
- [SNA](#)
- ...

3. Tasks description

Monthly all the US PF1 companies need to be reconciled in ARA Bank Accounts, the purpose of this procedure is improve the analyze about bank accounts regarding US PF1.

The content should be mainly organized in 2 levels of Headings to ensure a proper link with the Table of Contents.


3.1. *I go to Google Drive*


3.1.1. *I check accounts that need to be reconciled*

First step, I access the [google drive](#) to check which's bank account need to be reconciled. With the gDrive opened I go to SAP so I access transaction /N/BSAR/MENU


- Fiscal Year: Current Year
- Posting period: Closure period
- Area: ***US***


Analysis Time Frame


Fiscal Year 


Posting period to 

Restriction

Area  to

Account Item to 

G/L Acct. - Single Reconc. to 

 Show additional fields

Options

Display Sign-off info

Display Resp.Group Users


Display all currencies

Sort by Account Hierarchy

Presentation

Layout

Data Analytics


Nr. of Graphs 


You can check all accounts that need to be reconciled, not just ARA Bank accounts but all, because that is too important open the gDrive as well, we need to do the reconciliation of all US PF1 companies, so choice one of them to start and open in gDrive the folder of last period.


In this example, we chose company **3384** to start


Accounting Platform Curitiba > ... > BANKS > US ▾


Name


-  5782


-  5718

-  5650

-  4045

-  **3384**

-  4291

-  4290

Accounting Platform Curitiba > ... > US > 3384 ▾


Name


 2022


 2021


Accounting Platform Curitiba > ... > 3384 > 2022 ▾


Name

 05.2022

 04.2022

 03.2022

 02.2022

 01.2022

Accounting Platform Curitiba > ... > 2022 > 05.2022 ▾

Name

 3384 Bank Reconciliation Report 05.2022.xlsx

 3384 - 591CAD0231.pdf

 3384 - 591USD4044.pdf

Download the excel file, it will be the template so we need to update it. Do not forget to update the date when you save the file as well.

File name:

Save as type:

le Folders

3.1.2. I work on template

After download the template, you can follow these steps below:

- Delete the information in Opening balance

- ✓ Copy the information in Closing Balance so paste in Opening Balance
- ✓ Delete the information in Closing Balance.



Account Balan
3384 - SOLVAY FI

*This report compares the balance between the balance on SAP (trasaction FS10N) and the balance on the bank statement provided by the bank entity.

Account	Account Type	TREASURY			
591USD4044	IBA	Int			
System	Local Currency* (USD)		Document Currency* (USD)		
	Opening balance	Closing Balance	Opening balance	Closing Balance	
SAP (PF1)	14.477.509,73	17.267.821,80	14.477.509,73	17.267.821,80	
SAP (PI1)	-14.477.503,42	-17.267.815,39	-14.477.503,42	-17.267.815,39	
Difference:	6,31	6,41	6,31	6,41	

Account	Account Type	TREASURY			
591USD4044	IBA	Int			
System	Local Currency* (USD)		Document Currency* (USD)		
	Opening balance	Closing Balance	Opening balance	Closing Balance	
SAP (PF1)	17.267.821,80		17.267.821,80		
SAP (PI1)	-17.267.815,39		-17.267.815,39		
Difference:	6,41	0,00	6,41	0,00	

*This report compares the balance between the balance on SAP (trasaction FS10N) and the balance on the bank statement provided by the bank entity.

Account	Account Type	TREASURY			
591USD4044	IBA	Int			
System	Local Currency* (USD)		Document Currency* (USD)		
	Opening balance	Closing Balance	Opening balance	Closing Balance	
SAP (PF1)	17.267.821,80		17.267.821,80		
SAP (PI1)	-17.267.815,39		-17.267.815,39		
Difference:	6,41	0,00	6,41	0,00	

I access the transaction /FS10N in SAP to retrieve information about PF1 system.

✓

Activate worklist
Cancel

G/L account	591USD4044	↗
Company code	3384	↗
Fiscal year	2022	
Business area		↗

You can find the information about account in PF1 within **template** as you can see below.



*This report compares the balance between the balance on SAP (transaction FS10N) and the balance on the bank statement provided by the bank entity.

Account	Account Type	TREASURY		
591USD4044	IBA			
System	Local Currency* (USD)		Document Currency* (USD)	
	Opening balance	Closing Balance	Opening balance	Closing Balance
SAP (PF1)	17.267.821,80		17.267.821,80	
SAP (PI1)	-17.267.815,39		-17.267.815,39	
Difference:	6,41	0,00	6,41	0,00

I copy the amount and paste in template, at the same line of the information about **SAP (PF1) - Closing Balance**.

Account number	591USD4044	CCpSLV FINAN US-USD
Company code	3384	SOLVAY FLUORIDES, LLC
Business area	*	
Fiscal year	2022	
All documents in currency	*	Display currency USD

Period	Debit	Credit	Balance	Cumulative balance
Balance Carry...				15.415.497,87
1	6.043.598,25	7.559.694,90	1.516.096,65-	13.899.401,22
2	9.487.791,33	9.302.851,73	184.939,60	14.084.340,82
3	10.489.488,08	7.564.099,75	2.925.388,33	17.009.729,15
4	7.557.003,02	10.089.222,44	2.532.219,42-	14.477.509,73
5	10.611.962,76	7.821.650,69	2.790.312,07	17.267.821,80
6	17.749.939,11	8.514.916,59	9.235.022,52	26.502.844,32
7	7.577.12	7.882.86	216.74	26.502.527.58

Then I follow the same steps to PI1 System.

Access PI1 system, then go to transaction /FS10N.

✓

G/L account	591USD3384	<input type="button" value="Copy"/>
Company code	4044	<input type="button" value="Copy"/>
Fiscal year	2022	
Business area		<input type="button" value="Copy"/>

You can find the information about account and company code in PI1 within **template** as you can see below.

←

TREASURY FUND SOLVAY FINANCE AMERICA (4044) USD

Internal bank Account n° (in PI1): 591USD3384 ←

Document Currency* (USD)		Comments
Opening balance	Closing Balance	
17.267.821,80		This account reflects the movements in the internal bank account from the factoring in Check the PI1 report in the Support Files
-17.267.815,39		
6,41	0,00	

I copy the amount and paste in template, at the same line of the information about **SAP (PI1) - Closing Balance**.

Account number	591USD3384	CCpSLV FLUORIDES-USD
Company code	4044	SOLVAY FINANCE (US)
Business area		
Fiscal year	2022	
All documents in currency	*	Display currency USD

Period	Debit	Credit	Balance	Cumulative balance
Balance Carry...				15.415.491,08-
1	283.288.616,60	281.772.520,05	1.516.096,55	13.899.394,53-
2	292.323.740,79	292.508.680,38	184.939,59-	14.084.334,12-
3	312.670.551,84	315.595.940,22	2.925.388,38-	17.009.722,50-
4	372.186.155,81	369.653.936,73	2.532.219,08	14.477.503,42-
5	427.215.717,58	430.006.029,55	2.790.311,97-	17.267.815,39-
6	459.719.301,70	468.954.324,41	9.235.022,71-	26.502.838,10-

*This report compares the balance between the balance on SAP (transaction FS10N) and the balance on the bank statement provided by the bank entity.

*Local Currency: The currency from the c
*Document Currency: The currency from

Account	Account Type	TREASURY FUND SOLVAY FINANCE AMERICA (4044) USD			
591USD4044	IBA	Internal bank Account n° (in PI1): 591USD3384			
System	Local Currency* (USD)		Document Currency* (USD)		Comments
	Opening balance	Closing Balance	Opening balance	Closing Balance	
SAP (PF1)	17.267.821,80	26.502.844,32	17.267.821,80	26.502.844,32	This account reflects the movements in the internal bank account from the factoring in PI1.
SAP (PI1)	-17.267.815,39	-26.502.838,10	-17.267.815,39	-26.502.838,10	Check the PI1 report in the Support Files
Difference:	6,41	6,22	6,41	6,22	

Then analyze if these amounts are correct or not, if the difference from the last period increase or decrease a lot comparing with the current period, you can suspect that something is wrong.


3.2. I get the extract and perform the reconciliation in SAP

3.2.1. I get the extract

In SAP go to transaction /ZCMPC


Statements consultation menu


 History consultation

 Download the statements for one month


 Statements reset

 Detail of factoring movements

 Statistics on statement receptions

 Display accesses to CICC Online


 Send the interest notes

 Leave

History consultation

Société financière

Société

OR Group of compan 

IBA number of to

Statement numbe of to

Posting Date of to 

Next

Cancel

You can find all information within template as you can see below.

Account Balance Report

Société → 3384 - SOLVAY FLUORIDES, LLC

Balance on SAP (transaction FS10N) and the balance on the bank statement provided by the bank entity.

*Local Currency: The currency of the bank statement
*Document Currency: The currency of the SAP system

Société financière

IBA number

TREASURY FUND SOLVAY FINANCE AMERICA (4044) USD			
Internal bank Account n° (in PI1): 591USD3384			
Currency* (USD)	Document Currency* (USD)		Comments
Balance	Opening balance	Closing Balance	
26.502.844,32	17.267.821,80	26.502.844,32	This account reflects the movements in the internal bank account from the factoring in France
-26.502.838,10	-17.267.815,39	-26.502.838,10	
6,22	6,41	6,22	Check the PI1 report in the Support Files

Print: ✕

Output Device

Number of copies

Page selection

Spool Request

Name	SCRIPT	SILV5802
Title	<input style="width: 90%;" type="text"/>	
Authorization	<input style="width: 90%;" type="text"/>	

Spool Control

Print immediately

Delete After Output

New Spool Request

Close Spool Request

Spool retention pd Day(s)

Storage Mode

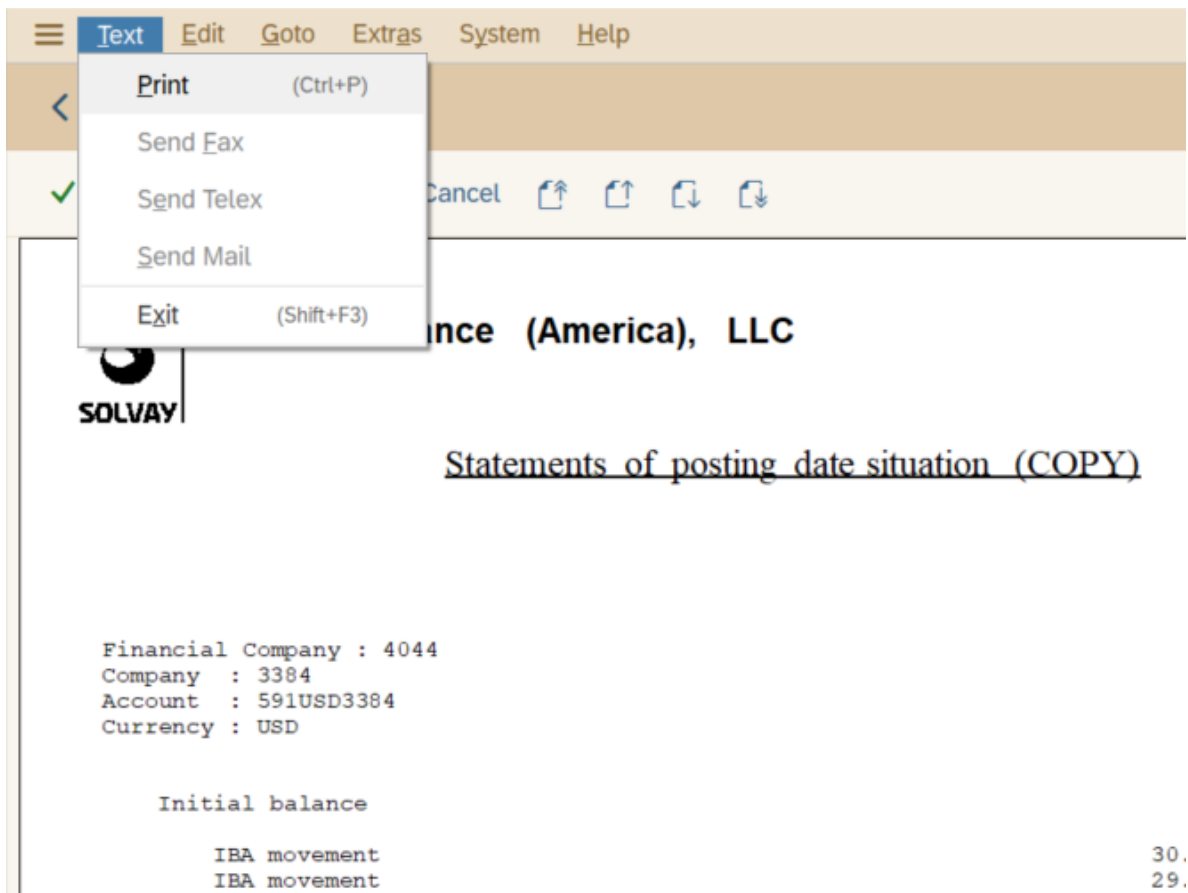
Cover Page Settings

SAP cover page

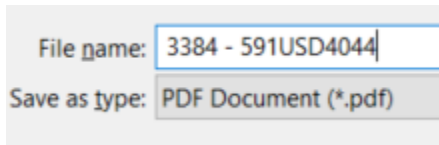
Recipient

Department

Print Preview
 Print




You can save the file as the previous standard on gDrive, check how was named in the previous period.



3.2.2. I do the reconciliation of account.

Back to transaction `/NBSAR/MENU`

Find the account that we make in template in this case will be **591USD4044** and click on Exec 

Period	Exec	Resp.Gr.	Hierarchy	Area	Area Description	Acc Item	Account Item Description	G/L Account	G/L Account Description	Rating	Note	Attachment	Action	Purpose	Status	Frequency	Tr
2022-		ACC_PLAT	GROUPSOLV US03384	Solvay Fluorides, LLC, Greenwich, C.	A500-400	GL Bank Interco.	591CAD0231	C/C SOLVAY CICC Finance-CAD		●					Reconciler	MONTH	
2022-		ACC_PLAT	GROUPSOLV US03384	Solvay Fluorides, LLC, Greenwich, C.	A500-400	GL Bank Interco.	591USD0231	C/C SOLVAY CICC Finance-USD		■					Reconciler	MONTH	
2022-		ACC_PLAT	GROUPSOLV US03384	Solvay Fluorides, LLC, Greenwich, C.	A500-400	GL Bank Interco.	591USD40	C/Cp SOLVAY FINANCE (US)-USD		●					Reconciler	MONTH	

Copy the comment of previous period.

Legend Load data ABSC Action list Purpose of Account

Balance in Company code currency USD

Create action

Ld	CoCd	G/L Acct	G/L Account Description	Alt. Acct	Acc.Assgnm	Accnt.Note	Crcy type	Crcy
		Total					10	USD
0L	3384	591USD4044	C/Cp SOLVAY FINANCE (US)-USD				10	USD

Status & Assessment Comments Attachments Information

Show previous period Copy previous period

https://drive.google.com/drive/folders/1xVXWCjC2eITT_M5s6QFK3-0lQ6_Q2Es8

Acc.Template log 2022-06/US03384/A500-400/591USD4044 (Activity history)

Click in Load Data and after just press **enter** in keyboard.

System Help

SAP

Legend Load data ABSC Action list

Balance in Company code currency USD

Create action

Ld	CoCode	G/L Acct	G/L Account Description	Alt. Acct	Acc.Assgnm	Ac
		Total				
0L	3384	591USD4044	C/Cp SOLVAY FINANCE (US)-US..			

Status & Assessment Comments Attachments Information





Copy and paste the value from **Unrec. Balance** to **Rec. B**

Balance in Company code currency USD

Create action

Ld	CoCode	G/L Acct	G/L Account Description	Alt. Acct	Acc.Assgnm	Accnt.Note	Crcy type	Crcy	Open.Bal	Total Debit	Total Credit	Cum. balance	Rec.B.	Unrec. Balance	Val
		Total					10	USD	17.267.821,80	17.749.939,11	8.514.916,59	26.502.844,32		26.502.844,32	26.502.844,32
0L	3384	591USD4044	C/Cp SOLVAY FINANCE (US)-US..				10	USD	17.267.821,80	17.749.939,11	8.514.916,59	26.502.844,32		26.502.844,32	26.502.844,32

Then go to **Status & Assessment** and **CERTIFY**.

Name	Last modified	↓
 3384 Bank Reconciliation Report 06.2022.xlsx	 5:18 PM me	
 3384 - 591CAD0231.pdf	5:18 PM me	
 3384 - 591USD4044.pdf	5:16 PM me	

...

End of document.