

GBU Materials Planning IT Ecosystem (Picaso, EP, WebDP, Management Dashboard)

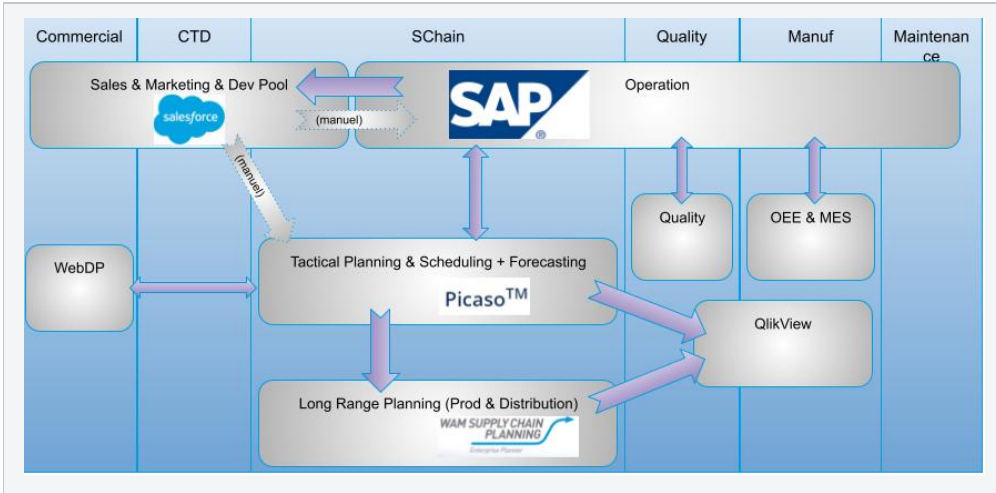
- Overview
 - Simplified IT Ecosystem
 - Interfaces (zoom in on Picaso & EP)
 - PF1 Picaso Interfaces
 - WP1 Picaso Interfaces
 - List of Planning Applications
 - Picaso Modules
 - Other Apps
- Picaso Modules
 - Demand Management
 - Supply / Demand monitoring
 - The Grid
 - Product / Location specific supply / demand data
 - Plot
 - Summary
 - Lots
 - Inbound and Outbound orders
 - Forecast Overview
 - Production Schedule Overview
 - Inventory Target
 - TargetPlot
 - Distribution Requirement Planning
 - Production schedule
 - Dynamic Scheduling
 - Conventions in Picaso
- Other Applications:
 - ADM: Advanced Data Management
 - EP (Enterprise Planning)
 - Inventory targeting (calculation of target stock, setting safety stock)
 - WebDP (Web Demand Planning)
 - PicReport (Picaso Reporting)
 - Management Dashboard
 - SAP
- Interfaces
 - Interfaces filters
 - PF1 Picaso
 - Materials and Inventory
 - Orders, Production schedule status
 - Formulations
 - Team Clusters:
 - WP1 Picaso
 - PicasoSAP Production Schedule Upload Interface
- Best Practices
 - Daily Schedule Update Routine
 - DRP to SAP Interface

Overview

Simplified IT Ecosystem

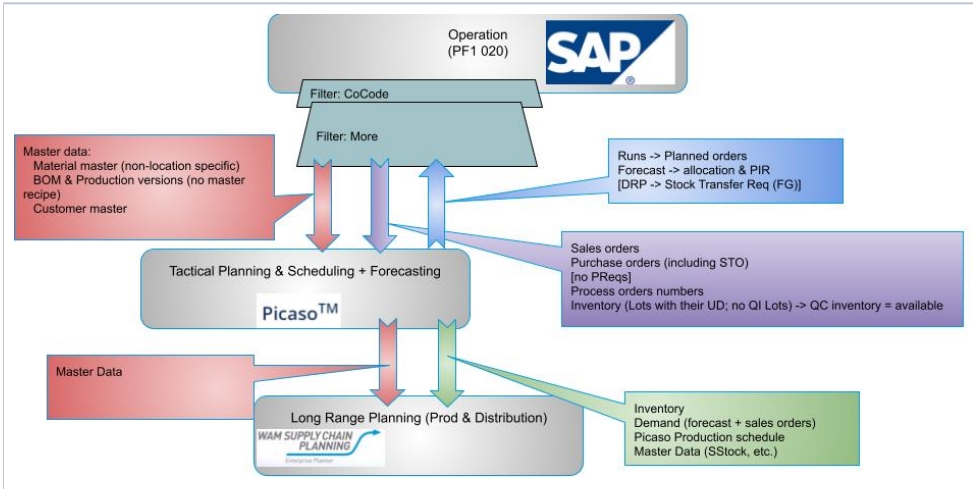
Picaso is the Scheduling, Demand Management, and Supply Chain monitoring system of the GBU.

The current name of Picaso is actually TPS (Tactical Planning and Scheduling). Picaso is the historical name of this application.



Interfaces (zoom in on Picaso & EP)

PF1 Picaso Interfaces



Find more about the [PicasoSAP Production Schedule Upload Interface](#) (Runs Planned Orders)

Find out more about the Forecast allocation & PIR interface (work in progress)

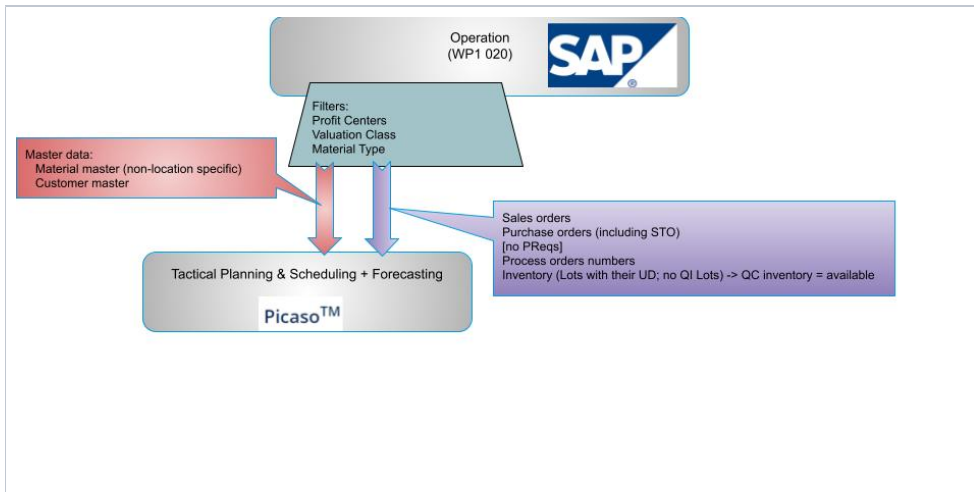
Find more about the [SAPPicaso Master Data Interface](#).

Find more about the SAPPicaso Transactional Data Interface (Sales orders, Purchase Orders) (work in progress).

Find technical info about the [Picaso SAP interfaces](#)




Find more about the [Interfaces filters](#)

WP1 Picaso Interfaces



List of Planning Applications

Picaso Modules

- Demand Management 
- Supply / Demand monitoring (aka the Grids) 
 - Distribution Requirement Planning (DRP) - automated generation of a distribution plan
- Production schedule (hourly buckets) - full manual or automated (Detailed Scheduler) 
 - (add-on) Dynamic Scheduling - automated generation of a production schedule

Other Apps

- ADM: Advanced Data Management
- EP: Enterprise Planning
- Inventory targeting: calculation of target stock, setting safety stock
- WebDP: Web-based Demand Management
- PicReport: Access-based reporting system
- Management Dashboard
- and of course, SAP.

Picaso Modules

Demand Management

- Customer/product/pack/region (month)
- All key figures displayed/modifiable (security depending)
- Sales History: shipped orders
- Open orders: outstanding orders
- Inheritance logic
- Sales Rep -> Account Mgr forecast (manual)
- Adjusted Forecast -> netting (automated) (find the logic [here](#))
- Sales Control goes to SAP for allocation (manual)
- Manger -> Planner forecast (manual)
- Final forecast goes into Supply/Demand
- Real time (no snapshot/frozen period) <-> Supply/Demand

Source	Jan 2021	Feb 2021	Mar 2021	Apr 2021	May 2021
Sales History	6,000	0	0	0	0
Open Orders	0	0	0	0	0
Budget	13,500	13,500	13,500	13,500	13,500
Statistical	18,914	16,389	11,511	8,718	11,841
Sales Rep	11,500	14,500	14,500	13,500	13,500
Adjusted Fcst	11,500	14,500	14,500	13,500	13,500
Sales Control	6,000	14,500	14,500	13,500	13,500
Managers	6,000	14,500	14,500	13,500	13,500
Final	6,000	14,500	14,500	13,500	13,500

more about [Demand Management](#)

Supply / Demand monitoring

The Grid

The grids are visual alert monitors, that give you a general feel of the projected inventory per product/package/location.

Grid	Stats	By Month									
Sort: <input type="text" value="Product (Prd Name, Loc Code, Pkg Code)"/> <input type="text" value="Asc"/>											
SKU Code	Prd Desc	SKU Pkg Prd Name	Loc	01/14	02/01	02/15	03/01	03/15	03/29	04/12	0
0183045	ALG D 1610F	MTO IB4 ALG D 1610F	SMF								
0183055	ALG D 1610F	OW ALG D 1610F	SMF								
0183045	ALG D 1610F	STK IB4 ALG D 1610F	THF								
0183047	ALG D 1612F	MTO IB4 ALG D 1612F	K065								
0183047	ALG D 1612F	MTO IB4 ALG D 1612F	SMF								
0194245	ALG D 1613F	MTO D30 ALG D 1613F	SMF								
0194247	ALG D 1613F	MTO IB4 ALG D 1613F	SMF								
0194247	ALG D 1613F	MTO IB4 ALG D 1613F	THF								
0200134	ALG D 1613RF	MTO IB4 ALG D 1613RF	THF								
0183035	ALG D 1614F	MTO D30 ALG D 1614F	8HBM								
0183035	ALG D 1614F	MTO D30 ALG D 1614F	SMF								

more about [Supply / Demand Monitoring \(aka, the grids\)](#)

Product / Location specific supply / demand data

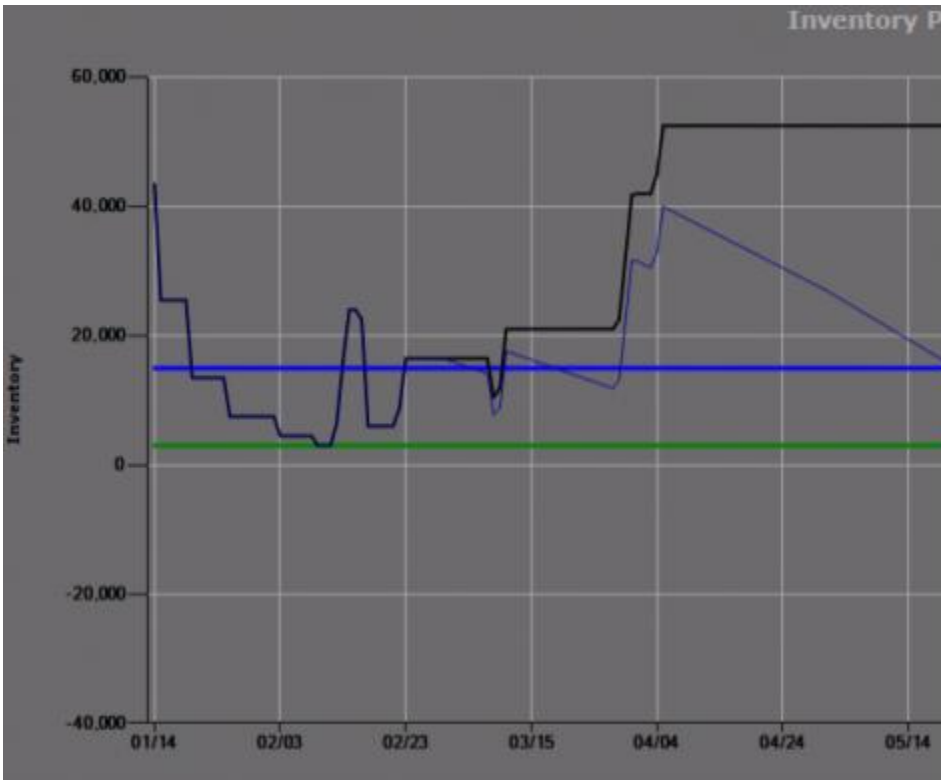
(aka: SKU Details)

A right click on a product/location takes you to the detailed screen that lets you analyze the situation of said product / location.

Plot	Summary	Lots	Orders	Forecast	Remaining FC	Fc v Ord	Production	WIP	Equip	General	Inv Target	TgtPlot
------	---------	------	--------	----------	--------------	----------	------------	-----	-------	---------	------------	---------

Plot

A graphical view of the projected inventory.



Summary

A monthly breakdown of the in- and outwards movements, with resulting EoM inventory and Days of Sale.

Plot	Summary	Lots	Orders	Forecast	Remaing FC	Fc v Ord	Production	WIP	Equip	General	Inv Target	TgPlot
				10/26/2022-10/31/2022	11/01/2022-11/30/2022	12/01/2022-12/31/2022	01/01/2023-01/31/2023	02/01/2023-02/28/2023				
	Inventory On 10/26/2022	10										
	+ Unreported production	0										
	- Unreported consumption	-0										
	- Past due transfers out	0										
	+ Past due transfers in	0										
	- Past due customer orders	0										
	Opening Inventory Position	10			-2		-8		-3		-1	
	Purchases			0			0			0		0
	Intercompany			0			8		0	0		0
	Stock Transports			0			8		0	0		0
	SAP Transport Orders			0			0		0	0		0
	Picasso Recommended			0			0		0	0		0
	Consignment Fillups			0			0		0	0		0
	SAP Purchase Reqs			0			0		0	0		0
	Permanent Orders			0			0		0	0		0
	SAP Production			0			0		0	0		0
	Production			0			10		5	15		15
	+ Total Increase	0		0			26		5	15		15
	Consumption			-0			-0		-0	-0		-0
	SAP Customer Orders			0			18		0	13		0
	Intercompany			12			5		0	0		5
	Stock Transports			0			8		0	0		0
	SAP Transport Orders			0			0		0	0		0
	Picasso Recommended			0			0		0	0		0
	Consignment Fillups			0			0		0	0		0
	SAP Purchase Reqs			0			0		0	0		0
	Permanent Orders			0			0		0	0		0
	SAP Consumption			0			0		0	0		0
	Forecast remaining			0			0		0	0		20
	Total Decrease	12		32			8		13	25		25
	- Closing Inventory	-2		-8			-3		-1	11		11
	Days of Sale			-2.9			9999.0		-6.6	-1.1		-25.7

NB Stock transfer Orders
DRP records (where applies)

UB stock transfers
(inbound)

UB stock transfers
(outbound)

Sales orders

Lots

On hand inventory, broken down by lot.

Plot	Summary	Lots	Orders	Forecast	Remaing FC	Fc v Ord	Production	WIP	Equiv	General	Inv Target	TgtPlot			
Location	Packag	Produc	Lot #	Car #	Bler	Statu	Qty	Tj	Desc	Ship	Ship Date	Ord	Use	New	Date Produced
6006	IB4	ALG C	5PD 273	NONE5493			4500.00	A	>1/ THE USAGE DECISION WAS MAD		01/14/202	1	0	0	12/04/2020
6006	IB4	ALG C	5PD 273	NONE5494			4500.00	A	>1/ THE USAGE DECISION WAS MAD		01/14/202	1	0	0	12/04/2020
6006	IB4	ALG C	5PD 285	NONE5491			10500.00	A			01/14/202	1	0	0	12/11/2020
6006	IB4	ALG C	5PD 301	NONE5492			10500.00	A	>1/ THE USAGE DECISION WAS MAD		01/14/202	1	0	0	12/20/2020
6006	IB4	ALG C	5PS 007	NONE14029			13500.00	A			01/14/202	1	0	0	01/10/2021

Inbound and Outbound orders

Arrived	Trans	Order #	Avail	Cust Name	Cust Code	Entry	Loc	Order	Qty	Reqd	Ship	Ship To
02/09/2021	26	4513604607-10-1	01/14/2021	KATOEN NATIE EDISON	2100875	10/22/2020	6006		9000.00	01/11/2021	01/11/2021	53YA
02/09/2021	26	4513639750-10-1	01/14/2021	KATOEN NATIE EDISON	2100875	12/29/2020	6006		6000.00	12/31/9999	01/11/2021	53YA
03/05/2021	50	4513606586-10-1	01/14/2021	Prithvi	4202015	10/27/2020	6006		3000.00	12/31/9999	01/12/2021	9014
03/09/2021	49	4513615933-10-1	01/14/2021	KOREA SOLEXIS	9006	11/12/2020	6006		12000.00	12/31/9999	01/19/2021	9006
02/20/2021	26	4513589132-30-1	01/14/2021	KATOEN NATIE EDISON	2100875	09/23/2020	6006		6000.00	12/31/9999	01/25/2021	53YA
02/09/2021	7	4513615089-20-1	01/14/2021	KOREA SOLEXIS	9006	11/11/2020	6006		3000.00	12/31/9999	02/02/2021	9006
03/10/2021	35	+0000293400	01/14/2021	WEST DEPTFORD	325405	01/13/2021	SMF		1500.00	02/03/2021	02/03/2021	THF
02/10/2021	2	5475303-10-1	01/14/2021	DHL LOGISTICS	100025955	11/16/2020	6006	Key Acc	1500.00	02/08/2021	02/08/2021	

Forecast Overview

Plot	Summary	Lots	Orders	Forecast	Remaing FC	Fc v Ord	Production	WIP	Equiv	General	Inv Target	TgtPlot			
Aggregate:															
1/21	2/21	3/21	4/21	5/21	6/21	7/21	8/21	9/21	10/21	11/21	12/21				
1500	3000	10500	15000	18000	7500	7500	7500	7500	7500	7500	7500				
Location	01/21	02/21	03/21	04/21	05/21	06/21	07/21	08/21	09/21	10/21	11/21	12/21	Cust Fld 4	Cust Loc Code	Cust Stat Name
SMF	0.00	0.00	0.00	0.00	0.00	0.00	0.00	0.00	0.00	0.00	0.00	0.00	000102914	100023277	CIRON SA
SMF	0.00	0.00	0.00	0.00	0.00	0.00	0.00	0.00	0.00	0.00	0.00	0.00	001120273	100024067	DDP SPECIALTY PRODUCTS G
SMF	0.00	0.00	0.00	300.00	3000.00	3000.00	3000.00	3000.00	3000.00	300.00	300.00	300.00	000461658	100001063	DEKO SRL
SMF	0.00	0.00	0.00	0.00	0.00	0.00	0.00	0.00	0.00	0.00	0.00	0.00		DEVCHN	DEVCHN
SMF	1500.00	300.00	0.00	300.00	1500.00	1500.00	1500.00	1500.00	1500.00	300.00	300.00	300.00	001131396	100025955	DHL LOGISTICS
SMF	0.00	0.00	300.00	0.00	0.00	0.00	0.00	0.00	0.00	0.00	0.00	0.00	004002252	100010667	OKITSUMO PAINT (CHANGSHU
SMF	0.00	0.00	0.00	0.00	0.00	0.00	0.00	0.00	0.00	0.00	0.00	0.00	000462919	100005704	POLIS SRL
SMF	0.00	0.00	0.00	0.00	0.00	0.00	0.00	0.00	0.00	0.00	0.00	0.00	000416397	100006966	SABER S.R.L.
SMF	0.00	0.00	0.00	0.00	0.00	0.00	0.00	0.00	0.00	0.00	0.00	0.00	000155456	100002981	SAFT
SMF	0.00	0.00	0.00	300.00	0.00	0.00	0.00	0.00	0.00	0.00	0.00	0.00	001103173	100017724	VERSEIDAG INDUSTEX GMBH
SMF	0.00	0.00	0.00	0.00	3500.00	0.00	0.00	0.00	0.00	0.00	0.00	0.00	000324632	100002815	ZHONGSHAN OKITSUMO CO.,

Production Schedule Overview

Plot	Summary	Lots	Orders	Forecast	Remaing FC	Fc v Ord	Production	WIP	Equiv	General	Inv Target	TgtPlot
Date	Time	Unit	Sku Code	Rate	Duration	Qty	Package	Responsible Prod				
02/11/2021	15:34:00	UF	0193717	9600.00	1.09	10500.00	IB4	ALG D 3511F				
02/12/2021	17:49:00	UF	0193717	9600.00	1.09	10500.00	IB4	ALG D 3511F				
02/21/2021	17:04:00	UF	0193717	9600.00	1.09	10500.00	IB4	ALG D 3511F				
03/09/2021	20:34:00	UF	0193717	9600.00	1.09	10500.00	IB4	ALG D 3511F				
03/28/2021	20:02:00	UF	0193717	9600.00	1.09	10500.00	IB4	ALG D 3511F				
03/29/2021	22:17:00	UF	0193717	9600.00	1.09	10500.00	IB4	ALG D 3511F				
04/03/2021	16:32:00	UF	0193717	9600.00	1.09	10500.00	IB4	ALG D 3511F				

Inventory Target

	Value	Units
Average Monthly Demand		
Direct Sales	5,000.00	KG
+ Stock Transfers	18,500.00	KG
+ Consumption	10.00	KG
= Total Average Demand	23,510.00	KG
Forecast Error (Standard Deviation)	1,349.27	
Service & Target Information		
Current Safety Stock	3,000.00	KG
Current Service Level	1.00	
High Target Inventory *	15,000.00	KG
What-if Safety Stock *	-1,587.83	KG
What-if Service Level *	0.93	
Replenishment Rules		
Minimum Reorder Qty *	10,500.00	KG
When the inventory reaches	-1,587.83	KG
It will be produced on UF with a cycle time of	30	Days
Predicted Average Inventory Levels		
Cycle Inventory	10,653.84	KG
+ Safety Inventory	-1,587.83	KG
+ Transit Inventory	0.00	KG
+ Test Inventory	9,268.83	KG
+ Process Inventory	0.00	KG
+ Pkg Lag Inventory	0.00	KG
= Total Target	18,334.84	KG

* Values committed to database on save (in yellow)

Forecast error

Current safety stock and service level

High target

High target

Min Reorder Qty

Total Target

Find more information about how Inventory Targets are calculated [here](#)

TargetPlot



Distribution Requirement Planning

automated generation of a distribution plan

Production schedule



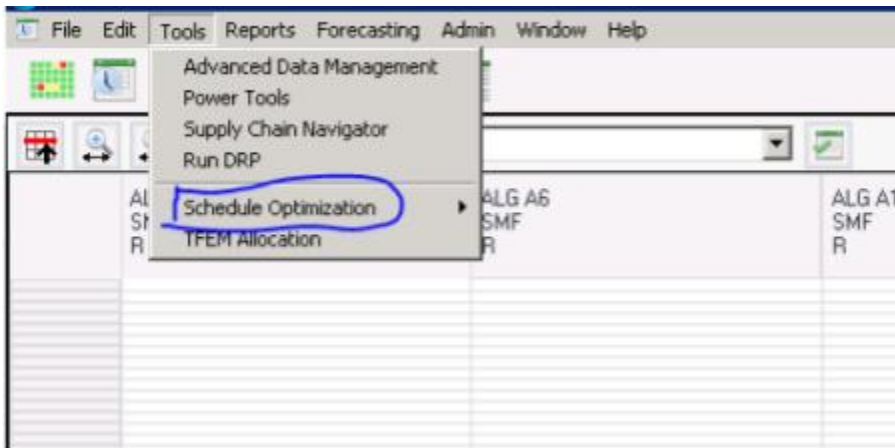
- Finite capacity. One production line = 1 column
- Production campaign duration driven by qty (manual) and production rate (from master data)
 - Production rate updated in Picaso DB (no SAP interface)
 - BOM from SAP (daily interface)
- Automatic transition time calculation (optional)
- Each line scheduled individually
 - shared resource not supported
 - multiseq production process to be managed by hand
- No feedback for in-process (manual update of in process runs)
- Daily interface w/SAP (one campaign = one planned order)
- One Schedule table used at a time (sharing conflict)
- Production Scheduling Scenario (what-if analysis)
- Navigation to output- / input product supply/demand balance
- Real time update within Picaso ecosystem

Spinetta DF						
	CH1 CZ37 F		CH2 CZ37 F			
Jan 22	HFZ A-4133 L BK 324 BJ 30.00 MT TFYH 1056994906		FC-1150 L BK946 BJ 20.00 MT TFFG 1056994971			
Jan 23						
Jan 24						
Jan 25	DOWN Onlaus 16hrs 0mins KALIX 2955 WH SS2 BJ 35.00 MT TXL2 1057038477		FC-1140 L BK 946 BJ 10.00 MT			
Jan 26			HFFR-4133 BK 324 BJ 10.00 MT			
Jan 27	DOWN 1days 0hrs 0mins		DOWN Onlaus 16hrs 0mins R-7800 RG137			
Jan 28	AS-1133 HS NT BJ 18.00 MT TFSE 1057125509		R-7800 GY212			
Jan 29			R-7800 RI1226			
Jan 30	A-4422 LS WH 118 BJ 56.00 MT TFN8 1057125469		DOWN 1days 0hrs 0mins			
Jan 31			A-1145 HS BK 324 BJ 20.00 MT TFWD 1057125491			
Feb 01						
Feb 02			A-1145 HS BK 324 BJ 50.00 MT			

Prd	Product Description	Pkg	Unit	Qty (net)	Rate
TFWF	AS-4133 L BK 324	BJ	CH1	9.00 MT	0.63

Dynamic Scheduling

- Automated Schedule builder
 - embedded in Picaso system (add-on)
 - No additional interface channel required
- Transparent to user: one add'l function in the menu
- Result goes into Picaso Schedule Table
 - No different from a manual schedule
 - Data flow to SAP goes from there



More about the [Picaso Production Schedule module](#).

Conventions in Picaso

Started as conventions, gradually morphed into guidelines.

Grids	First Digit	Convention
	0	Aro US
	1	Aro EU
	2	Japan
	3	Greater China
	4	India
	5	Korea
	6	Plastomers, PVDC, PVDF
	7	Fluids
	8	
	9	Tecnoflon

Other Applications:

ADM: Advanced Data Management

Picaso, EP, and WebDP master data are maintained in this central system.

A few other system monitoring, logging, and configurations are also found in ADM.

More about [ADM](#)

EP (Enterprise Planning)

Inventory targeting (calculation of target stock, setting safety stock)

[How Inventory targeting works in Picaso](#)

[Extracting Inventory Target with Excel](#)

[More about Inventory Targeting by Jaide.](#)

WebDP (Web Demand Planning)

- Web enabled
- Horizon: 12 months(?)
- Accounts assigned to Account Mgrs (via Sales Force, manual synchronization[?])
- Forecast recorded at product / ship-to / month level
- Price: default (statistical), manual override possible
- No 'forecast snapshot'. Picaso modules consider forecast from DP as soon as updated.
- Forecast accuracy (Sales Reps forecast of M-2, vs actual ship of M0)

PicReport (Picaso Reporting)

PicReport is the reporting environment. We wanted to create our own ad-hoc custom reports.

It gives us access to all database in Picaso.

It is a read-only systems.

More about PicReport [here](#)

Management Dashboard

SAP

SAP is the key application for many departments in our company. The Planning group also uses a few SAP modules. Find training material for some of the most interesting ones.

MD04 transaction & MRP setup	MD04 is a view on the projected inventory.

Interfaces

Interfaces filters

PF1 Picaso

Materials and Inventory	
Profit Center	D310%, D3450, D3460, D3490, F10%, F42%, F45%, F46%, F49%
Valuation Class	Z000, Z049, Z050, Z053, Z061, Z100, Z101
Material Type	Z700, Z707

Orders, Production schedule status	
Profit Center	D310%, D3450, D3460, D3490, F10%, F42%, F45%, F46%, F49%

Formulations	
Profit Center	F42%, F45%, F46%, F49%
OR	
Profit Center	F10%
Plant	AUA, AQS, AIS, MJS, GDS, PNZ, 53ZD, CZ08, CZ37, SEM, 5D13, KAL

Team Clusters:	
Sales Organizations	3470, 3383, 5642, 5685, 5835, 5782, 5846, 5876, 5978, 5991, 5955, 6246, 6267, 6327, 5726, 5785, P%CN
Distribution Channel	11
Division	58, 61, 68

WP1 Picaso

We use the following selection criteria for WP1:	
Profit Center	7523-I1176, 7523-I1199, 7523-I1201, 7723-I1176, 7723-I1199, 7723-I1201. 6409-I1176, 6409-I1199, 6409-I1200, 6409-I1201
Valuation Class	Z130
Material Type	ZMAT

PicasoSAP Production Schedule Upload Interface

The Picaso production schedule is uploaded into SAP every night (US late evening).

(Note that On-demand upload is also supported. Security must be given to a user to be allowed to upload the schedule. When running on-demand, runs on lines/locations that the user is allowed for are uploaded into SAP. More about this [here](#).)

The interface creates one SAP Planned order for each Picaso run.

The production version of the SAP Planned order is either always 0001 or it is determined by the [formula](#) used for the run. Table [Schedule Upload Unit Parameters](#) drives what the interface works with (fixed PVersion or formula-driven).

The screencopy below is that of a Picaso run.

Its attributes:

- Product: PVDC PV910
- Package: BB5
 - the two above determine the SAP Material code (table [SKU Code](#))
- Line: SUSP PKG
- Formula 80 (from possible formulas for that line, determined by [Production Standard](#) and [Production Standard Effectivity](#))
 - the formula determines the SAP Production version (see above)
- Quantity 176 MT
- Start Date: Dec 02 2022
- End Date: Dec 04 2022 - 12:00 (determined by quantity and rate. Rate from [Production Standard Effectivity](#))
- Customer Order: SAP Planned Order number. This Run has already been interfaced with SAP.

Nov 30				
20:00				
Dec 01	PVDC PV910 BU 200.00 MT PVDC PV910 1079453422			
4:00				
8:00				
12:00				
16:00				
20:00				
Dec 02			PVDC PV910 BB5 176.00 MT PVDC PV910 1079453469	
4:00				
8:00				
12:00				
16:00				
20:00				
Dec 03				
4:00				
8:00				
12:00				
16:00				
20:00				
Dec 04	PVDC PV934 BU 150.00 MT PVDC PV934 1079453424			
4:00				
8:00				
12:00				

Run Properties

General Formula Predecessors Successors Notes Orders

Line: SUSP PKG

Sku Code: 0161835 PVDC PV910

Product: PVDC PV910 PVDC PV910

Package: BB5 Big Bag, 1200 KG

Formula: 80 V01-TAW-BB5-V01 S800-P

Start: 12 / 02 / 2022 at 00 : 00 : 00

Run Should Start On or After this date and time:

/ / at : :

Lot Size: 56.0000 MT

Quantity: 176.00 MT

176.00 MT Gross Production at 100 % Yield and 95.00 Op %

Rate: 3.0877 MT/Hour << 2.4569 [std rate]

Duration: 2 days 12 hr 0 min Ends: 12 / 04 / 2022 at 12 : 00 : 00

Run Reference #:

Status:

Customer Order: 1079453469

Lot Number:

Link Info:

Output Reported

Completed

Exportable

Type: Free

Calc Size OK Cancel

The corresponding SAP Planned order:

- Planned order 1079453469
- Material 161835
- Production Version V01
- Quantity 176 MT
- Start Date: Dec 02 2022
- End Date: Dec 04 2022
- Note that the GR Processing time (2 days) is pulled from SAP Master Data. Nothing to do with the Picaso interface.

SAP Disp

✓ Components Components Cancel

Run schedule quan... Standard in-house pro...

Material PVDC PV910 *TA Cs1200 4SMV PQ9

Planning Plant SLVFR-FR /TAVAUX (PVDC)

Header Assignment Master Data Detailed Scheduling Production Rates

Quantities

Order quantity KG Scrap quantity

Dates/Times

	Basic Dates	Production Dates	Other Dates
End	<input type="text" value="04.12.2022"/>	04.12.2022 24:00:00	Available for MRP <input type="text" value="06.12.2022"/>
Start	<input type="text" value="02.12.2022"/>	02.12.2022 00:00:00	GR processing time <input type="text" value="2"/>
Opening	<input type="text" value="02.12.2022"/>		

Other Data

Production Plant

Storage Location

Production Version Repetitive mfg

BOM Explosion Number

Distribution

Firming

Planned Order

Components

Capacity Dispatched

Conversion Indicator

Plnnd Order Distributed

The end date of the SAP Planned order is actually driven by multiple factors: the QC Lag, the Schedule upload Lag Adjustment, and the SAP Goods Receipt Processing Time also affect the Planned order. Read the corresponding [note](#) to know more about it.

Best Practices

Daily Schedule Update Routine

DRP to SAP Interface

The DRP order upload runs only at 7 AM, noon, and 5:20 PM

No uploads are sent on Saturdays. Any orders flagged on Saturday will be sent at 5:20 PM on Sunday.

I also added some messaging to the title of the grid extender to indicate when the next upload will be sent to SAP or if the last upload of the day has already been sent:

[blocked URL](#)