

Internal Controls applicable to BFC SYENSQO

Status	Approved
Owner	TEE-ext, Paul
Stakeholders	ERGUIZA-ext, Pinky Love VILARES, ines LEIGHTON-ext, Dean YUE-ext, BettySTEFANESCU-ext, Aurelia MOUSSA-ext, Eva[Syniti Consultant]

Purpose

The purpose of this document is to define the conversion approach to create Task List in S/4 HANA.

A Maintenance Task List in SAP PM is a predefined set of maintenance activities that can be reused across multiple work orders and maintenance plans. It standardizes recurring tasks, improves planning efficiency, and ensures consistency in execution.

Legacy Plant Maintenance Task list is using a diverse range of formats across the different systems. There are instances where the same Task list is duplicated within and/or across sources, with informal words. This results in data inconsistency. As per SyWay design, EAM Maintenance Task list will be standardized.

Conversion Scope

The scope of this document covers the approach for converting active Task List from Legacy Source Systems into S/4HANA following the Task List Master Data Design Standard.

SAP PM task lists are reusable templates that define the sequence of maintenance activities for equipment, functional locations, or general processes. They standardize maintenance operations by grouping operations, durations, and materials into a single master record. Task lists enhance consistency, simplify planning, and speed up order creation.

The data from legacy system includes:

- Task lists created **on or after July 1, 2024** OR Task lists used within the **past 3 years** (with Active Maintenance Items Assigned, Open Notifications, Open Work Orders)
- Task List Type:
 - A - General Maintenance Task List
 - E - Equipment Task List
 - T - Task List for Functional Location
- Assigned to a relevant Functional Location if its type T(Functional Location)
- Assigned to a relevant Equipment if its type E(Equipment)
- Has at least 1 operation
- Status = Released (PLKO-STATU = 2, 3, 4)
- Task list having Maintenance Plant (PLKO-WERKS) in scope

The data from legacy system excludes:

- Task lists not used **over 3 years**. (Definition: No Active Maintenance Items Assigned, No Open Notifications, No Open Work Orders)

Exceptions:

- Task lists used as part of a periodic plan (e.g., every X period) – exclude all Task List in this criteria unless added to INC-Task List by Business (to be manually reviewed by the Business)
- 2. Task lists With Deletion Indicator or marked for deletion. Tables to check for deletion indicator (LOEKZ='X'): PLKO, PLAS, PLPO, PLMZ

Reference: [SyWay_Cleansing and Historical Scope - A2D](#)

List of source systems and approximate number of records

Source	Scope	Source Approx No. of Records	Target System	Target Approx No. of Records
PF2, WP2	An initial extract will be provided to business to evaluate. Additional data/records may be required and these will be constructed via DCT. Enrichment of in-scope data may be required and will be added via transformation rules (business/technical).	61,000	S/4HANA	61,000
DCT	Long texts for selected sites for non-PF2/WP2 Task List Operation will be populated as target ready values in DCT.	TBD	S/4 HANA	TBD

Additional Information

Multi-language Requirement

Task List header and operation description does not support multi Language. Any change to the description text via any logon language will overwrite the existing description. Description text can be view in any logon language.

Document Management

DIR is not covered in this document as they are defined as another data object.

Legal Requirement

Not Applicable

Special Requirements

Not Applicable

Target Design

The technical design of the target for this conversion approach.

1.Task List Header

Table	Field	Data Element	Field Description	Data Type	Length	Requirement
PLKO	PLNTY	PLNTY	Task List Type	CHAR	1	Mandatory
PLKO	PLNNR	PLNNR	Key for Task List Group	CHAR	8	Mandatory
PLKO	PLNAL	PLNAL	Group Counter	CHAR	2	System
PLKO	DATUV	DATUV	Valid-From Date	DATS	8	Mandatory
EAPL	EQUNR	EQUNR	Equipment Number	CHAR	18	Mandatory
TAPL	TPLNR	TPLNR	Functional Location	CHAR	30	Mandatory
PLKO	PROFIDNETZ	PROFID_STD	Profile	CHAR	7	Conditional
PLKO	KTEXT	PLANTEXT	Description	CHAR	40	Mandatory
PLKO	IWERK	IWERK	Planning Plant	CHAR	4	Mandatory
PLKO	ARBID	IGEWERK	Work Centre group with planning function	NUMC	8	Mandatory
PLKO	WERKS	WERKS_D	Plant	CHAR	4	Mandatory
PLKO	VERWE	PLN_VERWE	Task List Usage	CHAR	3	Mandatory
PLKO	VAGRP	VAGRP	Planner Group	CHAR	3	Mandatory
PLKO	STATU	PLNST	Overall Status	CHAR	3	Mandatory
PLKO	ANLZU	ANLZU	System Condition	CHAR	1	Conditional
PLKO	STRAT	STRAT	Maintenance Strategy	CHAR	6	Conditional
PLKO	ISTRU	ISTRU	Assembly	CHAR	40	Mandatory
PLKO	DELKZ	CP_DELKZ	Indicator: Delete completely in reorganization run	CHAR	1	Conditional
PLKO	PLNNR_ALT	CP_PLNNR_A	Old number	CHAR	20	Conditional
PLKO	ARBTY	CR_OBJTY	Object types of the CIM resource	CHAR	2	System
PLKO	FLG_CHK	FLG_CHKED	Ind: Task list was submitted for consistency check	CHAR	1	System

* EQUNR/TPLNR- Select the appropriate field depending on technical object

2.Task List Operation

Table	Field	Data Element	Field Description	Data Type	Length	Requirement
PLPO	PLNTY	PLNTY	Task List Type	CHAR	1	Mandatory
PLPO	PLNNR	PLNNR	Key for Task List Group	CHAR	8	Mandatory
PLPO	VORNR	VORNR	Activity Number	CHAR	4	Mandatory
PLPO	PLNKN	PLNKN	Number of the Task List Node	NUMC	8	System
PLPO	ZAEHL	PLNKN	Internal counter	NUMC	8	System
PLPO	ARBID	OBJEKTID	Work Centre	NUMC	8	Mandatory
PLPO	WERKS	WERKS_D	Plant	CHAR	4	Mandatory
PLPO	STEUS	STEUS	Control Key	CHAR	4	Mandatory
PLPO	LTXA1	LTXA1	Operation Description	CHAR	40	Mandatory
PLPO	TXTSP	SPRAS	Language Key	LANG	1	System
PLPO	ARBEI	ARBEIT	Work Involved in the Activity	QUAN	7(1)	Mandatory
PLPO	ARBEH	ARBEITE	Unit for Work	UNIT	3	Mandatory
PLPO	ANZZL	ANZKAP	Number of Capacities Required	INT1	3	Mandatory
PLPO	DAUNO	DAUNOR	Normal Duration of the Activity	QUAN	5(1)	System
PLPO	DAUNE	DAUNORE	Normal Duration/Unit (ISO Format)	UNIT	3	System
PLPO	INDET	INDET	Key for calculation	CHAR	1	Mandatory
PLPO	PRZNT	APROZENT	Work Percentage	INT1	3	Conditional
PLPO	VERTN	CR_VERTN	Distr.cap.reqmts (plant maint.,process order, network)	CHAR	8	Conditional
PLPO	AUFKT	AFAKT	Execution Factor	DEC	3(0)	Conditional
PLPO	LARNT	LSTAR	Activity Type	CHAR	6	System
PLPO	ANLZU	ANLZU	System Condition	CHAR	1	Conditional
PLPO	EXECUTION_STAGE	EAM_PREMAINPOST	PRE MAIN POST	CHAR	10	Conditional
PLPO	BMVRG	BMVRG	Order Quantity	QUAN	13(3)	Conditional
PLPO	BMEIH	BMEIH	Order Quantity Unit	UNIT	3	Conditional
PLPO	PREIS	IPREI	Price Per Unit	CURR	11(2)	System
PLPO	WAERS	WAERS	Currency	CUKY	5	System
PLPO	PEINH	EPEIN	Unit for Price	DEC	5(0)	System
PLPO	PLIFZ	PLIFZ	Planned Delivery Time in Days	DEC	3(0)	Conditional
PLPO	FRDLB	CO_FRDLB	Indicator: External Processing Operation with Subcontracting	CHAR	1	Conditional
PLPO	SAKTO	KSTAR	Cost Element	CHAR	10	Conditional
PLPO	MATKL	MATKL	Material Group	CHAR	9	Conditional
PLPO	EKGRP	VG_EKGRP	Purchasing Group	CHAR	3	Conditional
PLPO	LIFNR	LIFNR	Vendor	CHAR	10	Conditional
PLPO	EKORG	EKORG	Purchasing Organization	CHAR	4	Conditional
PLPO	EBELN	EBELN	Purchasing Agreement	CHAR	10	Conditional
PLPO	EBELP	EBELP	Purchasing Agreement Item	NUMC	5	Conditional
PLPO	INFNR	INFNR	Purchasing Info Record	CHAR	10	System
PLPO	ESOKZ	ESOKZ	Purchasing info record category	CHAR	1	System
PLPO	PACKNO	PACKNO	Package number	NUMC	10	System
PLPO	BUKRS	BUKRS	Company Code	CHAR	4	System
PLPO	KALID	WFCID	Factory Calendar	CHAR	2	System

3.Task List Operation Long Text Header

Table	Field	Data Element	Field Description	Data Type	Length	Requirement
-------	-------	--------------	-------------------	-----------	--------	-------------

PLPO	PLNTY	PLNTY	Task List Type	CHAR	1	Mandatory
PLPO	PLNNR	PLNNR	Key for Task List Group	CHAR	8	Mandatory
PLPO	VORNR	VORNR	Activity Number	CHAR	4	Mandatory
PLPO	PLNKN	PLNKN	Number of the Task List Node	NUMC	8	System
PLPO	ZAEHL	PLNKN	Internal counter	NUMC	8	System
STXH	TDOBJECT	TDOBJECT	Texts: application object	CHAR	10	Mandatory
STXH	TDNAME	TDOBNAME	Name	CHAR	70	Mandatory
STXH	TDID	TDID	Text ID	CHAR	4	Mandatory
STXH	TDSPRAS	SPRAS	Language Key	LANG	1	Mandatory

Note:

1. Long Text is not mandatory, only load when there is data
2. One Long Text Header must have at least 1 Long Text Line

4.Task List Operation Long Text Line

Table	Field	Data Element	Field Description	Data Type	Length	Requirement
PLPO	PLNTY	PLNTY	Task List Type	CHAR	1	Mandatory
PLPO	PLNNR	PLNNR	Key for Task List Group	CHAR	8	Mandatory
PLPO	VORNR	VORNR	Activity Number	CHAR	4	Mandatory
PLPO	PLNKN	PLNKN	Number of the Task List Node	NUMC	8	System
PLPO	ZAEHL	PLNKN	Internal counter	NUMC	8	System
STXH	TDOBJECT	TDOBJECT	Texts: application object	CHAR	10	Mandatory
STXH	TDNAME	TDOBNAME	Name	CHAR	70	Mandatory
STXH	TDID	TDID	Text ID	CHAR	4	Mandatory
STXH	TDSPRAS	SPRAS	Language Key	LANG	1	Mandatory
STXL	CLUSTD_TAG	TDFORMAT	Tag column	CHAR	1	Mandatory
STXL	CLUSTD_LINE	TDLINE	Text Line	CHAR	72	Mandatory

5.Task List Operation Lean Service

Table	Field	Data Element	Field Description	Data Type	Length	Requirement
STPO	IDNRK	IDNRK	Material Number	CHAR	40	Conditional
MAKT	MAKTX	MAKTX	Material description	CHAR	40	System
STPO	POSTP	POSTP	Item category (bill of material)	CHAR	1	Conditional
PLMZ	WERK_STL	WERKS_D	Plant	CHAR	4	System
PLMZ	IMENG	KMPMG	Component Quantity	CHAR	13	Conditional
PLMZ	IMEIN	KMPME	Component Unit of Measure	UNIT	3	System
PLMZ	SERVICEDURATION	SERVICEDURATION	Service Duration	QUAN	5	Conditional
PLMZ	SERVICEDURATIONUNIT	SERVICEDURATIONUNIT	Service Duration Unit	UNIT	3	Conditional
STPO	EKORG	EKORG	Purchasing Organization	CHAR	4	System
STPO	EKGRP	EKGRP	Purchasing Group	CHAR	3	System
STPO	MATKL	MATKL	Material Group	CHAR	9	System

6.Task List Component

Table	Field	Data Element	Field Description	Data Type	Length	Requirement
PLMZ	PLNNR	PLNNR	Task List Key	CHAR	8	Mandatory
PLMZ	VORNR	VORNR	Activity Number	CHAR	4	System

PLPO	PLNKN	PLNKN	Number of the Task List Node	NUMC	8	Mandatory
STPO	IDNRK	IDNRK	Material Number	CHAR	40	Conditional
STPO	MENGE	KMPMG	Component Quantity	CHAR	1	Conditional
STPO	MEINS	KMPME	Component Unit of Measure	UNIT	3	Conditional
PLMZ	RGEKZ	RGEKZ	Indicator: Backflush	CHAR	1	Conditional
PLMZ	DISP	DISP_PLUS_1	Relevancy to Materials Planning/Generation of Purchase Req.	CHAR	1	Conditional
STPO	POTX1	POTX1	BOM Item Text (Line 1)	CHAR	40	System
PLMZ	STLTY_W	STLTY	BOM category	CHAR	1	Conditional
PLMZ	WERK_STL	WERKS_D	Plant	CHAR	4	Conditional
STPO	EKGRP	EKGRP	Purchasing Group	CHAR	3	Conditional
STPO	EKORG	EKORG	Purchasing Organization	CHAR	4	Conditional
STPO	WAERS	WAERS	Currency Keya	CUKY	5	System
STPO	PEINH	PEINH	Price unit	DEC	5	System
STPO	MATKL	MATKL	Material Group	CHAR	9	System
PLMZ	LGORT	LGORT_RES	Issue Location for Production Order	CHAR	4	Conditional
STPO	LIFNR	LIFNR	Account Number of Supplier	CHAR	10	Conditional
MARC	WEBAZ	WEBAZ	Goods receipt processing time in days	DEC	3	System

7.Maintenance Package

Table	Field	Data Element	Field Description	Data Type	Length	Requirement
PLWP	PLNTY	PLNTY	Task List Type	CHAR	1	Mandatory
PLWP	PLNNR	PLNNR	Task List Key	CHAR	8	Mandatory
PLWP	PLNAL	PLNAL	Group Counter	CHAR	2	Mandatory
PLWP	PLNKN	PLNKN	Number of the Task List Node	NUMC	8	Mandatory
PLWP	STRAT	STRAT	Maintenance Strategy	CHAR	6	Mandatory
PLWP	PAKET	PAKETZAEHL	Maintenance Package Number	NUMC	2	Mandatory
T351X	KZYK1	KTEXTZYK	Short text for the maintenance cycle (time/performance)	CHAR	2	Mandatory

Task List Data strictly adheres to the Master Data Standard. The complete information of the key fields that hold the Task List information follows the Master Data Standard document that is located [here](#).

Data Cleansing

ID	Criticality	Error Message/Report Description	Rule	Output	Source System
1005-001	C1	TL Header: Invalid, Inactive or no Operations attached to Active Task List Header	Task List as per Relevancy Criteria assigned with a Material which does not belong below: 1. Material Master (S2P) as per Relevancy Criteria	Task List Operation	PF2, WP2
1005-002	C2	TL Header: Task lists not used within the last 3 years	Task List as per Relevancy Criteria but are not used across: 1. Maintenance Items as per Relevancy Criteria 2. Notifications as per Relevancy Criteria 3. Work Order as per Relevancy Criteria	Task List	PF2, WP2
1005-003	C1	TL Header-Maintenance Strategy: Invalid or inactive Maintenance Strategy linked to Task List	Task List as per Relevancy Criteria assigned with a Maintenance Strategy which does not belong below: 1. Maintenance Strategy as per Relevancy Criteria	Maintenance Strategy	PF2, WP2
1005-004	C1	TL Header-Description: Missing Task Lists Descriptions	Task List as per Relevancy Criteria where there are blank Task List Descriptions.	Task List Description	PF2, WP2
1005-005	C2	TL Header-Description: Task Lists Descriptions with Informal Words	Task List as per Relevancy Criteria which contain Informal Words in the Task List Description	Task List Description	PF2, WP2
1005-006	C1	TL Header-Maintenance Plant: Task List Maintenance Plant incorrect	Task List as per Relevancy Criteria with Invalid Plant (T001W)	Maintenance Plant	PF2, WP2
1005-007	C1	TL Header-Status: Created but not released	TL Header STATU <> 2, 3, 4	Status	PF2, WP2

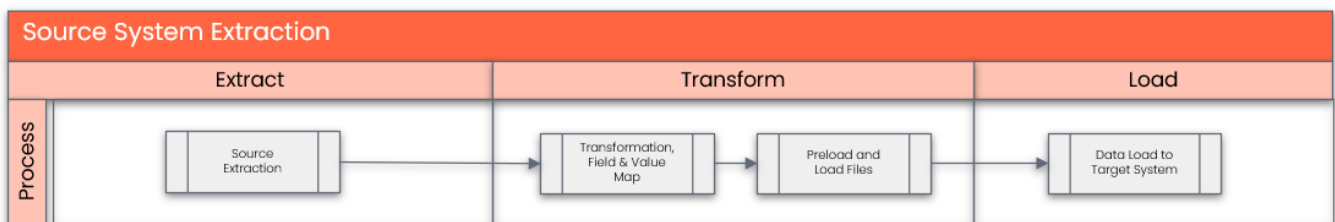
1005-008	C1	TL Header-Valid-From Date: Valid-From Date is in the future	TL Header Valid-From Date > current date	Valid-From Date	PF2, WP2
1005-009	C1	TL Header-Work Centre: Invalid, Inactive or no Work Centres	Task List as per Relevancy Criteria assigned with a Work Centre which does not belong below: 1. Work Centre as per Relevancy Criteria	Work Centre	PF2, WP2
1005-010	C1	TL Operation: Active Task List Operations allocated to inactive Task List Headers	Task List Operation as per Relevancy Criteria assigned with no or inactive Task List Headers attached.	Task List Operation	PF2, WP2
1005-011	C1	TL Operation: Active Task List Components allocated to inactive Task List Operation	Task List Component as per Relevancy Criteria assigned with no or inactive Task List Operations attached.	Task List Component	PF2, WP2
1005-012	C1	TL Operation-Vendor: Invalid or inactive Business Partner (Vendor) linked to Task List	Task List as per Relevancy Criteria assigned with a Material BOM which does not belong below: 1. Business Partner / Vendor (S2P) as per Relevancy Criteria	Business Partner (Vendor)	PF2, WP2
1005-013	C1	TL Component: Invalid or Inactive Bill of Material linked to Task List	Task List as per Relevancy Criteria assigned with a Bill of Material which does not belong below: 1. Bill of Material as per Relevancy Criteria	Bill of Material	PF2, WP2
1005-014	C1	TL Component: Invalid, Inactive or no Material allocated	Task List as per Relevancy Criteria assigned with a Material which does not belong below: 1. Material Master (S2P) as per Relevancy Criteria	Material Number	PF2, WP2
1005-015	C1	TL Component: Invalid, Inactive or no Construction Type allocated	Task List as per Relevancy Criteria assigned with a Construction Type which does not belong below: 1. Construction Type as per Relevancy Criteria	Construction Type	PF2, WP2
1005-016	C1	TL Component: Invalid, Inactive or no Class allocated	Task List as per Relevancy Criteria assigned with a Class which does not belong below: 1. Class as per Relevancy Criteria	Class	PF2, WP2
1005-017	C1	TL Component: Invalid, Inactive or no Characteristic allocated	Task List as per Relevancy Criteria assigned with a Characteristic which does not belong below: 1. Characteristic as per Relevancy Criteria	Characteristic	PF2, WP2

Informal Words **

Group 1	Group 2	Group 3	Group 4	Group 5
*DNU	Delete	donot	Formerly	Old #
..	Deletion	DONT USE	From	Old[]
/	DELISTED	DON'T USE	Incorrect	PLEASE USE
?	Discontinued	Dup Use	Invalid	Pls Use
@	Disposable	DUPLICATE	New	Previously
^	DNU	-DUPLICATE	NOT ACTIVE	Replace
+	Do Not	DUPLICATION	not in use	Replaced
++	Do Not Re	Duplicidad	Not Used	RESERVED
£	Do Not Sell	Duplikat	NOT VALID	Retired
Defective	Do Not Use	Former	Obsolete	ZZDEL

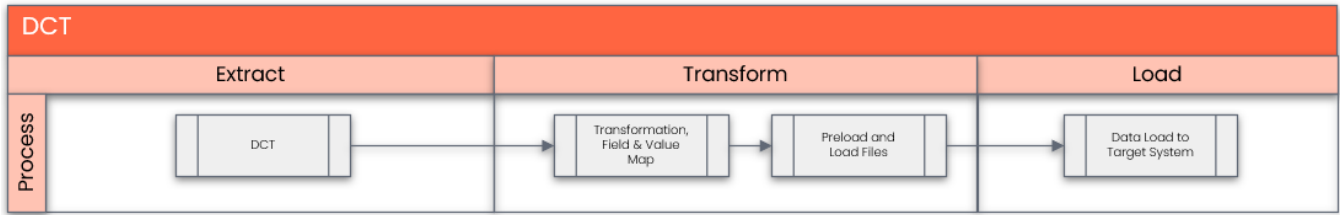
Conversion Process

The high-level process is represented by the diagram below:



For sites that are not on SAP-PF2 and WP2 systems, collection will be done manually in the data collection template.

The high-level process for DCT is represented by the diagram below:



Data Privacy and Sensitivity

Extraction

Extract data from a source into . There are 2 possibilities:

1. The data exists. connects to the source and loads the data into . There are 3 methods:
 - a. Perform full data extraction from relevant tables in the source system(s).
 - b. Perform extraction through the application layer.
 - c. Only if ; cannot connect to the source, data is loaded to the repository from the provided source system extract/report.
2. The data does not exist (or cannot be converted from its current state). The data is manually collected by the business directly in . This is to be conducted using DCT (Data Collection Template) in

The agreed Relevancy criteria is applied to the extracted records to identify the records that are applicable for the Target loads

Extraction Run Sheet

Req #	Requirement Description	Team Responsible
1	Extract data from source system based on relevancy rule	SyWay Data Team
2	Google Sheet report pre-populated with PF2 and WP2 information to be generated based on relevancy criteria.	SyWay Data Team

Selection Screen

Selection Ref Screen	Parameter Name	Selection Type	Requirement	Value to be entered/set
Not Applicable				

Data Collection Template (DCT)

Target Ready Data Collection Template will be created for data with exception of some fields which require transformation as mentioned in the transformation rule.

1.Task List Header DCT Rule

Field Name	Field Description	Rule
zLegacy PLNTY	Legacy Task List Type	Key field. Select one of the following: A = General TL, E = Equipment, T = Functional Location
zLegacy PLNNR	Legacy Task List Group	Key field. When PLNTY = A input PLNNR When PLNTY = E input EQU NR When PLNTY = T input TPLNR

zLegacy PLNAL	Legacy Group Counter	Key field. Must be ascending sequential within the TLGRP. Eg: 01, 02 etc
zLegacy EQUNR	Legacy Equipment Number	Mandatory if zLegacyPLNTY = 'E'
zLegacy TPLNR	Legacy Functional Location	Mandatory if zLegacyPLNTY = 'T'
PROFID NETZ	Profile	Select profile to assign profile to task list else leave this field blank. Must reference active TCA41-PROFIDNETZ
DATUV	Valid-From Date	Non-Editable. Default to current date
KTEXT	Description	Mandatory. Restrict use of special characters. For list of restricted characters, refer to Appendix SR No 1 in : DD-FUN- 050 Master Data Standard_Functional Location
WERKS	Plant	Mandatory. Must reference active plant in config (T001W)
ARBPL	Work Centre group with planning function	Must not be blank. If PLNTY = A then select manually. If PLNTY = E or T then this default to Plant of Technical Object. Must reference active Work Centre (CRHD)
VERWE	Task List Usage	Non-Editable. Default to "004"
VAGRP	Planner Group	Mandatory. If PLNTY = A then select manually. If PLNTY = E or T then this default to Plant of Technical Object. Must reference active Planner Group in config (T024A)
STATU	Overall Status	Mandatory. Must reference active Task List Status in config (T412)
ANLZU	System Condition	Must reference active Machine Operating Condition in config (T357M). Comments/Special handling notes: This field is integrated with PPDS scheduling. If user want to block production capacity, please select "0-not in operation"; Otherwise, user could select "1-in operation".
STRAT	Maintenance Strategy	Must reference active Maintenance Strategy in config (T351)
ISTRU	Assembly	Mandatory. Must reference active Material (MARA) which are extended to Plant
DELKZ	Indicator: Delete completely in reorganization run	Possible values: "X" or blank. "X" to mark record for deletion

2.Task List Operation DCT Rule

Field Name	Field Description	Rule
zLegacyPLNTY	Legacy Task List Type	Key field. Select one of the following: A = General TL, E = Equipment, T = Functional Location
zLegacyPLNNR	Legacy Task List Group	Key field.

zLegacyPLNAL	Legacy Group Counter	Key field. Must be ascending sequential within the same zLegacyPLNNR starting with "01". Eg: 01, 02 etc
zLegacyPLNKN	Number of the Task List Node	Key field. Must be ascending sequential within the same zLegacyPLNNR starting with "00000001". Eg: 00000001, 00000002 etc This field is used to link to Long Text
zLegacyZAEHL	Internal counter	Key field. Must be ascending sequential within the same zLegacyPLNNR starting with "00000001". Eg: 00000001, 00000002 etc This field is used to link to Long Text
zLegacyVORNR	Legacy Activity Number	Mandatory. Must be ascending sequential within the same zLegacyPLNNR starting with "0010" Eg: 0010, 0020 etc
ARBPL	Work Centre	Mandatory. Must match the Work Centre of the associated Task List Header
WERKS	Plant	Mandatory. Must match the Plant of the associated Task List Header Must reference active plant in config (T001W)
STEUS	Control Key	Mandatory. Default to CRHD-STEUS Must reference active Control Key in config (T430)
LTXA1	Operation Description	Mandatory. Restrict use of special characters. For list of restricted characters, refer to Appendix SR No 1 in : DD-FUN- 050 Master Data Standard_Functional Location
AUFKT	Execution Factor	
ARBEI	Work Involved in the Activity	Mandatory.
ARBEH	Unit for Work	Default to "H"
ANZZL	Number of Capacities Required	Mandatory.
INDET	Key for calculation	Default to "1"
PRZNT	Work Percentage	Default to "100"
VERTN	Distr.cap.reqmts	Must reference active Distribution Function in config (TC29)
ANLZU	System Condition	Must reference active Machine operating condition in config (T357M). Comments/Special handling notes: This field is integrated with PPDS scheduling. If user want to block production capacity, please select "0-not in operation"; Otherwise, user could select "1-in operation".
EXECUTION_STAGE	PRE MAIN POST	Default to "MAIN"

BMVRG	Order Quantity	If the Control Key is "External", this field is required. Otherwise, leave blank. (External: PLPO-STEUS=T430-STEUS, T430-LIEF is not blank)
BMEIH	Order Quantity Unit	If the Control Key is "External", this field is required. Otherwise, leave blank. (External: PLPO-STEUS=T430-STEUS, T430-LIEF is not blank) Must reference active Units of Measurement in config (T006)
PLIFZ	Planned Delivery Time in Days	If the Control Key is "External", this field is optional. Otherwise, leave blank. (External: PLPO-STEUS=T430-STEUS, T430-LIEF is not blank)
FRDLB	Indicator: External Processing Operation with Subcontracting	If the Control Key is "External", this field is optional. Otherwise, leave blank. (External: PLPO-STEUS=T430-STEUS, T430-LIEF is not blank)
SAKTO	Cost Element	If the Control Key is "External", this field is required. Otherwise, leave blank. (External: PLPO-STEUS=T430-STEUS, T430-LIEF is not blank)
MATKL	Material Group	If the Control Key is "External", this field is required. Otherwise, leave blank. (External: PLPO-STEUS=T430-STEUS, T430-LIEF is not blank)
EKGRP	Purchasing Group	If the Control Key is "External", this field is required. Otherwise, leave blank. (External: PLPO-STEUS=T430-STEUS, T430-LIEF is not blank) Must reference active Purchasing Groups in config (T024)
LIFNR	Vendor	If the Control Key is "External", this field is optional. Otherwise, leave blank. (External: PLPO-STEUS=T430-STEUS, T430-LIEF is not blank) Must reference active Vendor (LFA1)
EKORG	Purchasing Organization	If the Control Key is "External", this field is required. Otherwise, leave blank. (External: PLPO-STEUS=T430-STEUS, T430-LIEF is not blank) Must reference active Purchasing Organizations in config (T024E)
EBELN	Purchasing Agreement	1st If the operation control key is "External", this field is available. Otherwise, leave this field non editable. (External: PLPO-STEUS=T430-STEUS, T430-LIEF is not blank) 2nd If the "Lean Service" function is activated, this field is generated by system. Otherwise, not used this field. (Lean Service Activate: PLPO-WERKS=T399X-WERKS, T399X-PROCMTINTEGRATIONSCENARIO=M)
EBELP	Purchasing Agreement Item	1st If the operation control key is "External", this field is available. Otherwise, leave this field non editable. (External: PLPO-STEUS=T430-STEUS, T430-LIEF is not blank) 2nd If the "Lean Service" function is activated, this field is generated by system. Otherwise, not used this field. (Lean Service Activate: PLPO-WERKS=T399X-WERKS, T399X-PROCMTINTEGRATIONSCENARIO=M)

3.Task List Operation Long Text Header DCT Rule

Field Name	Field Description	Rule
zLegacyPLNTY	Legacy Task List Type	Non-Editable Key to link to Task List Operation Direct Mapping from Key to link to Task List Operation Long Text Line : zLegacyPLNTY field
zLegacyPLNNR	Legacy Task List Group	Non-Editable Key to link to Task List Operation Direct Mapping from Key to link to Task List Operation Long Text Line : zLegacyPLNNR field
zLegacyPLNAL	Legacy Group Counter	Key field. Key to link to Task List Operation Direct Mapping from Key to link to Task List Operation Long Text Line : zLegacyPLNAL field
zLegacyPLNKN	Number of the Task List Node	Non-Editable. Key to link to Task List Operation Direct Mapping from Key to link to Task List Operation Long Text Line : zLegacyPLNKN field
zLegacyZAEHL	Internal counter	Non-Editable Key to link to Task List Operation Direct Mapping from Key to link to Task List Operation Long Text Line : zLegacyZAEHL field
zLegacyVORNR	Legacy Activity Number	Non-Editable Key to link to Task List Operation Direct Mapping from Key to link to Task List Operation Long Text Line : zLegacyVORNR field
TDOBJECT	Texts: application object	Non-Editable Direct Mapping from Task List Operation Long Text Line : TDOBJECT field
TDNAME	Name	Non-Editable Direct Mapping from Task List Operation Long Text Line : TDNAME field
TDID	Text ID	Non-Editable Direct Mapping from Task List Operation Long Text Line : TDID field
TDID	Language Key	Non-Editable Direct Mapping from Task List Operation Long Text Line : TDID field

4.Task List Operation Long Text Line DCT Rule

Field	Field Description	Rule
zLegacyPLNTY	Legacy Task List Type	Key field. Key to link to Task List Operation
zLegacyPLN NR	Legacy Key for Task List Group	Key field. Key to link to Task List Operation
zLegacyPLNAL	Legacy Group Counter	Key field. Key to link to Task List Operation
zLegacyPLNKN	Number of the Task List Node	Key field. Key to link to Task List Operation

zLegacyZAEHL	Internal counter	Key field. Key to link to Task List Operation
zLegacyVORNR	Legacy Activity Number	Key field. Key to link to Task List Operation
TDOBJECT	Texts: application object	Non-Editable Default to "ROUTING"
PLNKN	Number of the Task List Node	Mandatory. Key to link to Task List Operation
ZAEHL	Internal counter	Mandatory. Key to link to Task List Operation
TDNAME	Name	Non-Editable (Derived upon save) Character 1-3: Direct Mapping to Client Number (eg 100) Character 4: Direct Mapping to zLegacyPLNTY (eg A, E or T) Character 5-12: Direct Mapping to zLegacyPLNNR (eg 00000001, 00000002) Character 13-20: Direct Mapping to zLegacyPLNKN (eg 00000001, 00000002) Character 21-28: Direct Mapping to zLegacyZAEHL (eg 00000001, 00000002) Sample: "100A000000010000000100000001", "100A000000010000000200000002"
TDID	Text ID	Non-Editable Default to "LTXT"
TDSPRAS	Language Key	Mandatory Must be either one of the following: English, French, Italian, Mandarin, Brazilian, Portuguese, German and Spanish
CLUSTD_TAG	Tag column	Mandatory Free Text
CLUSTD_LINE	Text Line	Mandatory Free Text

5.Task List Operation Lean Service DCT Rule

Field Name	Field Description	Rule
zLegacyPLNTY	Legacy Task List Type	Key field. Key to link to Task List Operation
zLegacyPLNNR	Legacy Task List Group	Key field. Key to link to Task List Operation
zLegacyPLNAL	Legacy Group Counter	Key field. Key to link to Task List Operation
zLegacyVORNR	Legacy Activity Number	Key field. Key to link to Task List Operation

IDNRK	Material Number	Key field. Must reference active Material (MARA) which are extended to Plant 1st If the operation control key is "External", this field is available. Otherwise, leave this field non editable. (External: PLPO-STEUS=T430-STEUS, T430-LIEF is not blank) 2nd If the "Service" function is activated, this field is available. Otherwise, not used this field. (Service: PLPO-STEUS=T430-STEUS, T430-SERVICE is not blank)
MAKTX	Material description	Automatically populated
POSTP	Item category (bill of material)	1st If the operation control key is "External", this field is available. Otherwise, leave this field non editable. (External: PLPO-STEUS=T430-STEUS, T430-LIEF is not blank) 2nd If the "Service" function is activated, this field value equals to "N". Otherwise, not used this field. (Service: PLPO-STEUS=T430-STEUS, T430-SERVICE is not blank)
IMENG	Component Quantity	1st If the operation control key is "External", this field is available. Otherwise, leave this field non editable. (External: PLPO-STEUS=T430-STEUS, T430-LIEF is not blank) 2nd If the "Lean Service" function is activated, this field is required. Otherwise, not used this field. (Lean Service Activate: PLPO-WERKS=T399X-WERKS, T399X-PROCMTINTEGRATIONSCENARIO=M)
SERVICEDURATION	Service Duration	1st If the operation control key is "External", this field is available. Otherwise, leave this field non editable. (External: PLPO-STEUS=T430-STEUS, T430-LIEF is not blank) 2nd If the "Lean Service" function is activated, this field is available. Otherwise, not used this field. (Lean Service Activate: PLPO-WERKS=T399X-WERKS, T399X-PROCMTINTEGRATIONSCENARIO=M) If the user provides a value, accept it. If not, leave the field blank.
SERVICEDURATIONUNIT	Service Duration Unit	1st If the operation control key is "External", this field is available. Otherwise, leave this field non editable. (External: PLPO-STEUS=T430-STEUS, T430-LIEF is not blank) 2nd If the "Lean Service" function is activated, this field is available. Otherwise, not used this field. (Lean Service Activate: PLPO-WERKS=T399X-WERKS, T399X-PROCMTINTEGRATIONSCENARIO=M) If the user provides a value, accept it. If not, leave the field blank.

6.Task List Component DCT Rule

Field Name	Field Description	Rule
zLegacyPLNTY	Legacy Task List Type	Key field. Key to link to Task List Operation
zLegacyPLNNR	Legacy Task List Group	Key field. Key to link to Task List Operation
zLegacyPLNAL	Legacy Group Counter	Key field. Key to link to Task List Operation
zLegacyVORNR	Legacy Activity Number	Key field. Key to link to Task List Operation
IDNRK	Material Number	Key field. Must reference active Material (MARA) which are extended to Plant
MENGE	Component Quantity	Positive numeric values only
MEINS	Component Unit of Measure	Must reference active Units of Measurement in config (T006)
RGEKZ	Indicator: Backflush	Allowed values: 'X' or blank

7.Maintenance Package DCT Rule

Field Name	Field Description	Rule
zLegacyPLNTY	Legacy Task List Type	Key field. Key to link to Task List Operation
zLegacyPLNNR	Legacy Task List Group	Key field. Key to link to Task List Operation
zLegacyPLNAL	Legacy Group Counter	Key field. Key to link to Task List Operation
zLegacyVORNR	Legacy Activity Number	Key field. Key to link to Task List Operation
STRAT	Maintenance Strategy	Non Editable. Direct Mapping from Task List Header: STRAT field
PAKET	Maintenance Package Number	Mandatory. Must reference active Maintenance packages in config (T351P)
KZYK1	Short text for the maintenance cycle (time /performance)	Auto populated from T351X. Must reference active Maintenance strategy package texts in config (T351X). Just for clarity in the DCT and will not be used in load file

Extraction Dependencies

Item #	Step Description	Team Responsible
1	Ensure Syniti has the necessary connection and access to legacy servers	SyWay A2D Data Team
2	Ensure that the necessary cleansing activities in legacy sources are complete	SyWay A2D Data Team / Business
3	Ensure that create, change and deletion of master data is freeze in legacy Production system	Legacy IT

Transformation

The Target fields are mapped to the applicable Legacy field that will be its source, this is a 3-way activity involving the Business, Functional team and Data team. This identifies the transformation activity required to allow to make the data Target ready:

1. Perform value mapping and data transformation rules.
 - a. Legacy values are mapped to the to-be values (this could include a default value)
 - b. Values are transformed according to the rules defined in
2. Prepare target-ready data in the structure and format that is required for loading via prescribed Load Tool. This step also produces the load data ready for business to perform Pre-load Data Validation

Transformation Run Sheet

Item #	Step Description	Team Responsible
1	Obtain DCT Sign-off from Business	SyWay A2D Data Team
2	In dspMigrate, select the wave – S4/HANA – Plant Maintenance	Syniti
3	Go to Process Area Launch and Process the Object – Task List	Syniti
4	Review and Validate Error and Preload Reports	Syniti
5	Execute the transformation to prepare the target tables	Syniti
6	Validate data from pre-load and error reports	Business/Data owner
7	Generate load files	SyWay Data Team

Transformation Rules

1.Task List Header Transformation Rule

Rule #	Source system	Source Table	Source Field	Source Description	Target System	Target Table	Target Field	Target Description	Transformation Logic
1	PF2, WP2	PLKO	PLNTY	Task List Type	S/4HANA	PLKO	PLNTY	Task List Type	Direct Mapping A-General Maintenance Task List E-Equipment Task List T-Task List for Functional Location
2	PF2, WP2	PLKO	PLNNR	Key for Task List Group	S/4HANA	PLKO	PLNNR	Key for Task List Group	Direct Mapping
3	PF2, WP2	EAPL	EQUNR	Equipment Number	S/4HANA	EAPL	EQUNR	Equipment Number	Direct Mapping
4	PF2, WP2	TAPL	TPLNR	Functional Location	S/4HANA	TAPL	TPLNR	Functional Location	Direct Mapping
5	PF2, WP2	PLKO	DATUV	Valid-From Date	S/4HANA	PLKO	DATUV	Valid-From Date	Direct Mapping
6	PF2, WP2	PLKO	KTEXT	Description	S/4HANA	PLKO	KTEXT	Description	Direct Mapping. Restrict use of special characters. For list of restricted characters, refer to Appendix SR No 1 in : DD-FUN-050 Master Data Standard_Functional Location
7	PF2, WP2	PLKO	WERKS	Planning Plant	S/4HANA	PLKO	WERKS	Planning Plant	Direct Mapping
8	PF2, WP2	PLKO	ARBID	Work Centre group with planning function	S/4HANA	PLKO	ARBID	Work Centre group with planning function	Direct Mapping
9	PF2, WP2	PLKO	VERWE	Task List Usage	S/4HANA	PLKO	VERWE	Task List Usage	Default to "004"
10	PF2, WP2	PLKO	VAGRP	Planner Group	S/4HANA	PLKO	VAGRP	Planner Group	Direct Mapping
11	PF2, WP2	PLKO	STATU	Overall Status	S/4HANA	PLKO	STATU	Overall Status	Direct Mapping
12	PF2, WP2	PLKO	ANLZU	System Condition	S/4HANA	PLKO	ANLZU	System Condition	Direct Mapping
13	PF2, WP2	PLKO	STRAT	Maintenance Strategy	S/4HANA	PLKO	STRAT	Maintenance Strategy	Direct Mapping
14	PF2, WP2	PLKO	ISTRU	Assembly	S/4HANA	PLKO	ISTRU	Assembly	Direct Mapping
15	PF2, WP2	PLPO	PLNTY	Task List Type	S/4HANA	PLPO	PLNTY	Task List Type	Direct Mapping A-General Maintenance Task List E-Equipment Task List T-Task List for Functional Location
16	PF2, WP2	PLPO	PLNNR	Key for Task List Group	S/4HANA	PLPO	PLNNR	Key for Task List Group	Direct Mapping
17	PF2, WP2	PLPO	VORNR	Activity Number	S/4HANA	PLPO	VORNR	Activity Number	Direct Mapping
18	PF2, WP2	PLKO	ARBID	Work Centre	S/4HANA	PLPO	ARBID	Work Centre	Default to PLKO-ARBID
19	PF2, WP2	PLKO	WERKS	Plant	S/4HANA	PLPO	WERKS	Plant	Default to PLKO-WERKS
20									
21	PF2, WP2	ESLL	SRVPOS	Activity Number	S/4HANA	ESLL	SRVPOS	Activity Number	Direct Mapping
22	PF2, WP2	ESLL	MENGE	Quantity with Sign	S/4HANA	ESLL	MENGE	Quantity with Sign	Direct Mapping
23	PF2, WP2	ESLL	MEINS	Base Unit of Measure	S/4HANA	ESLL	MEINS	Base Unit of Measure	Direct Mapping
24	PF2, WP2	PLMZ	PLNNR	Task List Key	S/4HANA	PLMZ	PLNNR	Task List Key	Direct Mapping
25	PF2, WP2	PLMZ	VORNR	Activity Number	S/4HANA	PLMZ	VORNR	Activity Number	Direct Mapping
26	PF2, WP2	PLMZ	GP_MATNR	Material Number	S/4HANA	PLMZ	GP_MATNR	Material Number	Direct Mapping
27	PF2, WP2	PLMZ	IMENG	Component Quantity	S/4HANA	PLMZ	IMENG	Component Quantity	Direct Mapping
28	PF2, WP2	PLMZ	IMEIN	Component Unit of Measure	S/4HANA	PLMZ	IMEIN	Component Unit of Measure	Direct Mapping
29	PF2, WP2	PLMZ	RGEKZ	Indicator: Backflush	S/4HANA	PLMZ	RGEKZ	Indicator: Backflush	Direct Mapping
30	PF2, WP2	PLMZ	DISP	Relevancy to Materials Planning /Generation of Purchase Req.	S/4HANA	PLMZ	DISP	Relevancy to Materials Planning /Generation of Purchase Req.	Direct Mapping
31	PF2, WP2	PLMZ	STLTY_W	BOM category	S/4HANA	PLMZ	STLTY_W	BOM category	Direct Mapping
32	PF2, WP2	PLMZ	WERK_STL	Plant	S/4HANA	PLMZ	WERK_STL	Plant	Direct Mapping

33	PF2, WP2	STPO	EKGRP	Purchasing Group	S/4HANA	STPO	EKGRP	Purchasing Group	Direct Mapping
34	PF2, WP2	STPO	EKORG	Purchasing Organization	S/4HANA	STPO	EKORG	Purchasing Organization	Direct Mapping
35	PF2, WP2	PLMZ	LGORT	Issue Location for Production Order	S/4HANA	PLMZ	LGORT	Issue Location for Production Order	Default to MARC-LGPRO
36	PF2, WP2	STPO	LIFNR	Account Number of Supplier	S/4HANA	STPO	LIFNR	Account Number of Supplier	Direct Mapping
37	PF2, WP2	PLWP	PLNTY	Task List Type	S/4HANA	PLWP	PLNTY	Task List Type	Direct Mapping
38	PF2, WP2	PLWP	PLNNR	Task List Key	S/4HANA	PLWP	PLNNR	Task List Key	Direct Mapping
39	PF2, WP2	PLWP	PLNAL	Group Counter	S/4HANA	PLWP	PLNAL	Group Counter	Direct Mapping
40	PF2, WP2	PLWP	PLNKN	Number of the Task List Node	S/4HANA	PLWP	PLNKN	Number of the Task List Node	Direct Mapping
41	PF2, WP2	PLWP	STRAT	Maintenance Strategy	S/4HANA	PLWP	STRAT	Maintenance Strategy	Direct Mapping
42	PF2, WP2	PLWP	PAKET	Maintenance Package Number	S/4HANA	PLWP	PAKET	Maintenance Package Number	Direct Mapping
43	PF2, WP2	T351X	KZYK1	Short text for the maintenance cycle (time/performance)	S/4HANA	T351X	KZYK1	Short text for the maintenance cycle (time /performance)	Direct Mapping

2.Task List Operation

Rule #	Source system	Source Table	Source Field	Source Description	Target System	Target Table	Target Field	Target Description	Transformation Logic
1	PF2, WP2	PLPO	STEUS	Control Key	S/4HANA	PLPO	STEUS	Control Key	Direct Mapping
2	PF2, WP2	PLPO	LTXA1	Operation Description	S/4HANA	PLPO	LTXA1	Operation Description	Direct Mapping. Restrict use of special characters. For list of restricted characters, refer to Appendix SR No 1 in : DD-FUN- 050 Master Data Standard_Functional Location
3	PF2, WP2	PLPO	ARBEI	Work Involved in the Activity	S/4HANA	PLPO	ARBEIT	Work Involved in the Activity	Direct Mapping
4	PF2, WP2	PLPO	ARBEH	Unit for Work	S/4HANA	PLPO	ARBEH	Unit for Work	Default to "H"
5	PF2, WP2	PLPO	ANZZL	Number of Capacities Required	S/4HANA	PLPO	ANZZL	Number of Capacities Required	Direct Mapping
6	PF2, WP2	PLPO	INDET	Key for calculation	S/4HANA	PLPO	INDET	Key for calculation	Default to "1"
7	PF2, WP2	PLPO	PRZNT	Work Percentage	S/4HANA	PLPO	PRZNT	Work Percentage	Default to "100"
8	PF2, WP2	PLPO	VERTL	Distribution function for capacity requirements	S/4HANA	PLPO	VERTL	Distribution function for capacity requirements	Direct Mapping
9	PF2, WP2	PLPO	AUFKT	Execution Factor	S/4HANA	PLPO	AUFKT	Execution Factor	Direct Mapping
10	PF2, WP2	PLPO	ANLZU	System Condition	S/4HANA	PLPO	ANLZU	System Condition	Direct Mapping
11	PF2, WP2	PLPO	EXECUTION_STAGE	PRE MAIN POST	S/4HANA	PLPO	EXECUTION_STAGE	PRE MAIN POST	Direct Mapping. Default to "MAIN" if blank
12	PF2, WP2	PLPO	BMVRG	Order Quantity	S/4HANA	PLPO	BMVRG	Order Quantity	Direct Mapping
13	PF2, WP2	PLPO	BMEIH	Order Quantity Unit	S/4HANA	PLPO	BMEIH	Order Quantity Unit	Direct Mapping
14	PF2, WP2	PLPO	PLIFZ	Planned Delivery Time in Days	S/4HANA	PLPO	PLIFZ	Planned Delivery Time in Days	Direct Mapping
15	PF2, WP2	PLPO	FRDLB	Indicator: External Processing Operation with Subcontracting	S/4HANA	PLPO	FRDLB	Indicator: External Processing Operation with Subcontracting	Direct Mapping
16	PF2, WP2	PLPO	SAKTO	Cost Element	S/4HANA	PLPO	SAKTO	Cost Element	Direct Mapping
17	PF2, WP2	PLPO	MATKL	Material Group	S/4HANA	PLPO	MATKL	Material Group	Direct Mapping
18	PF2, WP2	PLPO	EKGRP	Purchasing Group	S/4HANA	PLPO	EKGRP	Purchasing Group	Direct Mapping
19	PF2, WP2	PLPO	LIFNR	Vendor	S/4HANA	PLPO	LIFNR	Vendor	Direct Mapping
20	PF2, WP2	PLPO	EKORG	Purchasing Organization	S/4HANA	PLPO	EKORG	Purchasing Organization	Direct Mapping
21	PF2, WP2	PLPO	EBELN	Purchasing Agreement	S/4HANA	PLPO	EBELN	Purchasing Agreement	Direct Mapping

22	PF2, WP2	PLPO	EBELP	Purchasing Agreement Item	S/4HANA	PLPO	EBELP	Purchasing Agreement Item	Direct Mapping
----	----------	------	-------	---------------------------	---------	------	-------	---------------------------	----------------

3.Task List Operation Long Text Header

Rule #	Source system	Source Table	Source Field	Source Description	Target System	Target Table	Target Field	Target Description	Transformation Logic
1	DCT	PLPO	PLNTY	Task List Type	S/4HANA	PLPO	PLNTY	Task List Type	Direct Mapping
2	DCT	PLPO	PLNNR	Key for Task List Group	S/4HANA	PLPO	PLNNR	Key for Task List Group	Direct Mapping
3	DCT	PLPO	VORNR	Activity Number	S/4HANA	PLPO	VORNR	Activity Number	Direct Mapping
4	DCT	STXH	TDOBJECT	Texts: application object	S/4HANA	STXH	TDOBJECT	Texts: application object	Direct Mapping
5	DCT	STXH	TDOBNAME	Name	S/4HANA	STXH	TDOBNAME	Name	Direct Mapping
6	DCT	STXH	TDID	Text ID	S/4HANA	STXH	TDID	Text ID	Direct Mapping
7	DCT	STXH	SPRAS	Language Key	S/4HANA	STXH	SPRAS	Language Key	Direct Mapping

4.Task List Operation Long Text Line

Rule #	Source system	Source Table	Source Field	Source Description	Target System	Target Table	Target Field	Target Description	Transformation Logic
1	DCT	PLPO	PLNTY	Task List Type	S/4HANA	PLPO	PLNTY	Task List Type	Direct Mapping
2	DCT	PLPO	PLNNR	Key for Task List Group	S/4HANA	PLPO	PLNNR	Key for Task List Group	Direct Mapping
3	DCT	PLPO	VORNR	Activity Number	S/4HANA	PLPO	VORNR	Activity Number	Direct Mapping
4	DCT	STXH	TDOBJECT	Texts: application object	S/4HANA	STXH	TDOBJECT	Texts: application object	Direct Mapping
5	DCT	STXH	TDOBNAME	Name	S/4HANA	STXH	TDOBNAME	Name	Direct Mapping
6	DCT	STXH	TDID	Text ID	S/4HANA	STXH	TDID	Text ID	Direct Mapping
7	DCT	STXH	SPRAS	Language Key	S/4HANA	STXH	SPRAS	Language Key	Direct Mapping
8	DCT	STXL	CLUSTD_TAG	Tag column	S/4HANA	STXL	CLUSTD_TAG	Tag column	Direct Mapping
9	DCT	STXL	CLUSTD_LINE	Text Line	S/4HANA	STXL	CLUSTD_LINE	Text Line	Direct Mapping

5.Task List Operation Lean Service

Rule #	Source system	Source Table	Source Field	Source Description	Target System	Target Table	Target Field	Target Description	Transformation Logic
1	DCT	PLPO	PLNTY	Task List Type	S/4HANA	PLPO	PLNTY	Task List Type	Direct Mapping

6.Task List Component

Rule #	Source system	Source Table	Source Field	Source Description	Target System	Target Table	Target Field	Target Description	Transformation Logic
1	DCT	PLPO	PLNTY	Task List Type	S/4HANA	PLPO	PLNTY	Task List Type	Direct Mapping

List of Custom Target Reports for this object is maintained here: [Conversion Specification - Custom Reports Register](#).

Transformation Mapping

Mapping Table Name	Mapping Table Description
Informal Characters	List of Informal Characters and New Translation
INC-Task List	Task List inclusion list
ENR-Task List Operation Lean Service	Task List Operation Lean Service enrichment to assign service details
Functional Location	Old to new Functional Location
Equipment Number	Old to new Equipment Number
Maintenance item	Old to new Maintenance item

Plant	Old to new Plant
Work Centre	Old to new Work Centre
Cost Centre	Old to new Cost Centre
Maintenance Plan	Old to new Maintenance Plan
Maintenance Strategy	Old to new Maintenance Strategy
Maintenance Package	Old to new Maintenance Package
Material Number	Old to new Material Number

Transformation Dependencies

List the steps that need to occur before transformation can commence

Item #	Step Description	Team Responsible
1	Ensure DCT tables completeness	Syniti
2	Ensure all Transformation mappings are up to date.	Syniti

Pre-Load Validation

Project Team

Completeness

Task	Action
Verify Record Count	SyWay A2D Data Team to verify that the total number of relevant records from legacy systems and DCTs (if any) is equal to the total number of records in the Preload and Load Sheets.
Verify Data Integrity	SyWay A2D Data Team to verify that the total number of Operations per Work Oder header extracted from legacy systems and DCTs (if any) should be equal to the total number of operations identified in the Preload and Load Sheets

Accuracy

Task	Action
Conversion Accuracy	SyWay A2D Data Team to verify that all fields below meet pass the checks: <ol style="list-style-type: none"> 1. Mandatory Fields 2. Field and Value Mapping Correctness 3. Null Checks 4. Text Length Checks
Review Error Reports	Review and correct the errors. Achieve a zero-error record count as much as possible. Raise defects for data remediated and requiring a correction in the source data.

Business

Completeness

Task	Action
Verify Record Count	Business Data Owner/s to verify that the total number of relevant records from legacy systems and DCTs (if any) is equal to the total number of records in the Preload and Load Sheets.

Accuracy

Task	Action
Conversion Accuracy	Business Data Owner/s to verify that all fields below meet pass the checks: <ol style="list-style-type: none">1. Mandatory Fields2. Field and Value Mapping Correctness3. Null Checks4. Text Length Checks

Load

The load process includes:

1. Execute the automated data load into target system using load tool or product the load file if the load must be done manually
2. Once the data is loaded to the target system, it will be extracted and prepared for Post Load Data Validation

Load Run Sheet

Item #	Step Description	Team Responsible
1	Obtain DCT Sign-off from Business	SyWay A2D Data Team
2	Ensure Pre-load sign-offs are obtained	SyWay A2D Data Team
3	Proceed with Data load.	SyWay A2D Data Team
4	Validate few records loaded by accessing standard transactions.	SyWay A2D Data Team
5	Generate the post load reports in the tool.	SyWay A2D Data Team
6	Log errors as defects, if any and address resolutions. Close defects.	SyWay A2D Data Team
7	Generate post load report if step 6 is validated	SyWay A2D Data Team
8	Business to validate the post load files as part of post-load validation, raise data defects or provide the post-load sign-off.	Business
9	Repeat steps 5 to 7 if necessary.	SyWay A2D Data Team

Load Phase and Dependencies

Configuration

Item #	Configuration Item
1	T399I-Planning Plant
2	T001W-Plant
3	NRIV -Number Ranges for Task List Group
4	T416-Task List Usage
5	T0241-Planner Groups

6	TQ72-Task List Status
7	T357M-System Condition
8	T430-Control Key
9	T006-Unit of Measure
10	T498-Distribution function
11	CSLA-Activity Type
12	CSKA-Cost Element
13	T024-Purchasing Group
14	T023-Material Group
15	LFA1-Supplier
16	T024E-Purchasing Organization
17	T430-Operation/Activity control key
18	T399X-Parameters dependent on order type
19	TCA41-Default values for standard networks and profiles

Conversion Objects

Object #	Preceding Object Conversion Approach
1001	Bill of Material
1002	Equipment
1003	Functional Location
1010	Construction Types/Assemblies
1011	Documents/DIR
1016	Maintenance Plan and Item
1017	Maintenance Strategy
2016	Service Master
2019	Material Master
3018	Vendors

Error Handling

Error Type	Error Description	Action Taken
Configuration	Invalid Control Key	Engage Functional team to expedite and fix the error in the system
Configuration	Invalid Planner Group	Engage Functional team to expedite and fix the error in the system
Configuration	Invalid Plant	Engage Functional team to expedite and fix the error in the system
Configuration	Invalid Planning Plant	Engage Functional team to expedite and fix the error in the system
Configuration	Invalid System Condition	Engage Functional team to expedite and fix the error in the system
Configuration	Invalid Purchasing Group	Engage Functional team to expedite and fix the error in the system
Configuration	Invalid Material Group	Engage Functional team to expedite and fix the error in the system
Configuration	Invalid Purchasing Org	Engage Functional team to expedite and fix the error in the system
Invalid Data	Invalid Maintenance Strategy	Expedite whether the master data is changed in the system
Invalid Data	Invalid Activity Type	Expedite whether the master data is changed in the system

Invalid Data	Invalid Assembly	Expedite whether the master data is changed in the system
Invalid Data	Invalid Work Centre	Expedite whether the master data is changed in the system
Invalid Data	Invalid Material Number	Expedite whether the master data is changed in the system
Invalid Data	Invalid Service Number	Expedite whether the master data is changed in the system
Invalid Data	Invalid Cost Element	Expedite whether the master data is changed in the system
Invalid Data	Invalid Vendor	Expedite whether the master data is changed in the system
Invalid Data	Invalid Outline Agreement	Expedite whether the master data is changed in the system
Invalid Data	Invalid Maintenance BOM	Expedite whether the master data is changed in the system

Post-Load Validation

Project Team

Completeness

Task	Action
Verify Count	SyWay A2D Data Team to verify the record count created in target S/4 HANA by accessing post load reports in dspMigrate or standard reports from S/4 HANA.
Verify Logs	Check if there is data that failed to load and perform the necessary actions (e.g. register as post load issue or attempt to load the record again, etc.).

Accuracy

Task	Action
Conversion Accuracy	SyWay A2D Data Team to verify that the Work order data in target S/4 HANA were loaded correctly via dspMigrate post load reports or standard reports from S/4 HANA.

Business

Completeness

Task	Action
Verify Count	Download Post Load Reports from dspMigrate and verify that the record count loaded in the target S/4 HANA is the same count as of the endorsed load file.

Accuracy

Task	Action
Conversion Accuracy	Verify that the EAM Work order data in target S/4 HANA were loaded correctly via dspMigrate post load reports or standard reports from S/4 HANA.

Key Assumptions

- Master Data Standard is up to date as on the date of documenting this conversion approach and data load.
- Task List is in scope based on data design and any exception requested by business.
- All data cleansing and preparation has been completed.

See also

Change log

Version	Published	Changed By	Comment
CURRENT (v. 144)	Apr 30, 2026 03:07	MAHAJAN-ext, iesha	
v. 815	Apr 14, 2026 13:52	JOSHI-ext, Aditya	
v. 814	Apr 13, 2026 15:16	JOSHI-ext, Aditya	
v. 813	Apr 13, 2026 08:54	JOSHI-ext, Aditya	
v. 812	Apr 10, 2026 06:03	JOSHI-ext, Aditya	
v. 811	Apr 10, 2026 05:19	JOSHI-ext, Aditya	
v. 810	Apr 07, 2026 13:06	ERGUIZA-ext, Pinky Love	
v. 809	Apr 07, 2026 10:15	ERGUIZA-ext, Pinky Love	CR0438: Update in Relevancy Criteria JEST Inactive Flag
v. 808	Apr 07, 2026 10:12	ERGUIZA-ext, Pinky Love	
v. 807	Apr 02, 2026 13:41	ERGUIZA-ext, Pinky Love	

[Go to Page History](#)





Workflow history

Title	Last Updated By	Updated	Status
-------	-----------------	---------	--------

There are no pages at the moment.

Workflow history

This view shows the 5 most recent entries. The complete workflow log is available from the 'Document Activity' menu item.

Jan 13, 2025	Actor	Type	Activity	Version
Published	 STOISSICH, Caroline	Edit	updated the page at 11:35 am	
		State	changed state to Published at 10:35 am	v144
Draft	 STOISSICH, Caroline	State	gave <i>Approvers</i> approval at 10:35 am	
		State	changed state to Draft at 10:35 am	v144
Published	 STOISSICH, Caroline	Edit	updated the page at 10:17 am	
		State	changed state to Published at 9:17 am	v143
Draft	 STOISSICH, Caroline	State	gave <i>Approvers</i> approval at 9:17 am	
		State	changed state to Draft at 9:17 am	v143

Jan 10, 2025

Published



STOISSICH, Caroline

Edit

updated the page at 9:26 am
