

Copy of Reference Architecture v1

Table of Contents

- 1. Introduction
- 2. Overview of the Data Ocean Reference Architecture
 - 2.1. What is Reference Architecture?
 - 2.2. Benefits of Understanding the Reference Architecture
 - Understanding the reference architecture of the Data Ocean is vital for several reasons:
- 4. Key Components of the Data Ocean Solution
 - 4.1. Data Sources (Outside of the Reference Architecture)
 - 4.2. Data Consumers (Outside of Reference Architecture)
 - 4.3. Data Capturing
 - 4.3.1. Batch Processing
 - 4.3.2. Streaming Processing
 - 4.4. Lake House
 - 4.4.1. Storage
 - The Data Storage block in the Data Ocean serves as a repository for housing the raw data captured from various sources. It preserves the data in its original format (before it is integrated and transformed), enabling future integration and transformation. With its scalable storage capacity, it can accommodate and handle large volumes of raw data while ensuring data fidelity and security.
 - 4.4.2. Curation
 - 4.4.3. Provisioning
 - 4.4.3.1. Domains and Data Products
 - 4.4.3.1.1. Domain
 - 4.4.3.1.2. Data Product
 - 4.4.3.2. Conclusion
 - 4.5. Data Science and Machine Learning
 - 4.5.1. Data Mining
 - 4.5.2. Machine Learning
 - 4.5.3. Data Science
 - 4.5.4. Conclusion and Use Cases
 - 4.5.4.1. Use Cases
 - 4.6. Data Management
 - 4.6.1. Data Catalog
 - 4.6.2. Data Quality/Workflow
 - 4.6.3. Orchestration
 - 4.6.4. Data Audit
 - 4.7. Operations
 - 4.7.1. Data Security
 - Data security is a critical aspect of the Data Ocean architecture. It involves the implementation of data security measures to protect sensitive data from unauthorised access, loss, or breach. It covers encryption, access controls, authentication, and data privacy techniques, ensuring the confidentiality, integrity, and availability of data within the Data Ocean.
 - 4.7.2. Workload Management
 - 4.7.3. Environment Management
 - 4.7.4. Backup
 - 4.7.5. CI/CD
 - 4.7.6. Monitoring

1. Introduction

This page provides a comprehensive view of the reference architecture of the Data Ocean solution. It offers insights into the high-level block architecture diagram, the key components involved, and their interactions.

Understanding the reference architecture is crucial for gaining a holistic understanding of how the Data Ocean operates and supports the company's data analytics initiatives.

2. Overview of the Data Ocean Reference Architecture

2.1. What is Reference Architecture?

Reference Architecture serves as a blueprint that outlines the structure and components of a system or solution.

In the context of the Data Ocean, the reference architecture provides a bird's eye view of the system's design and the relationships between its various components.

2.2. Benefits of Understanding the Reference Architecture

Understanding the reference architecture of the Data Ocean is vital for several reasons:

- It helps stakeholders visualize the overall system design and its components.
- It facilitates effective communication and collaboration between technical and non-technical stakeholders.

- It enables better decision-making regarding system enhancements, scalability, and integration with other systems.
- It serves as a foundation for future architectural decisions and system evolution.

Implementing the Reference Architecture offers numerous benefits for the company:

- **Scalability:**
 - The architecture is designed to scale seamlessly as data volumes grow, allowing the company to accommodate increasing data demands without compromising performance.
- **Data Quality:**
 - The architecture includes robust data curation processes, ensuring that the ingested data is accurate, consistent, and of high quality.
- **Data Security:**
 - The architecture incorporates data security measures to protect sensitive data and ensure compliance with regulatory requirements.
- **Historisation:**
 - The architecture supports the storage and management of historical data, enabling the company to analyse and understand data trends over time.
- **Maintainability:**
 - By adhering to standardised design patterns and guidelines, the architecture facilitates the maintenance and management of the Data Ocean solution.
- **Optimisation:**
 - The architecture incorporates optimisation techniques such as data partitioning, indexing, and compression to improve storage efficiency and query performance.
- **Governance:**
 - The architecture provides governance mechanisms to enforce data standards, data lineage, and data access controls, ensuring data integrity and compliance.

3. High-Level Block Architecture Diagram

The high-level block architecture diagram (Figure) provides an overview of the Data Ocean's key components and their interactions.

It showcases the major building blocks of the system and illustrates how data flows through the various stages of ingestion, processing, and serving.

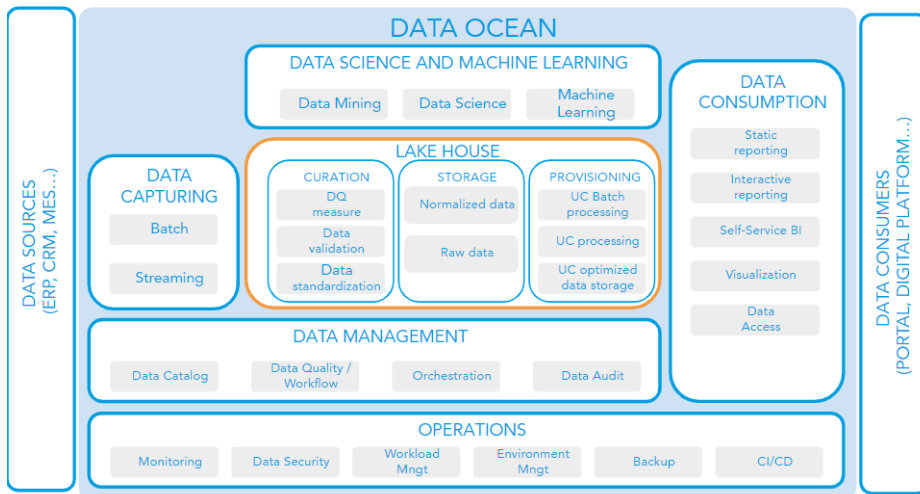


Fig: The Data Ocean vision is materialised on the Data Platform validated in the Apollo Project.

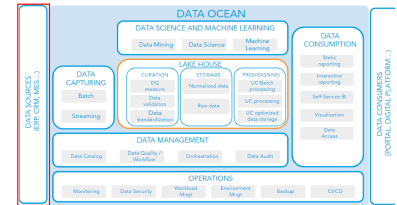
4. Key Components of the Data Ocean Solution

4.1. Data Sources (Outside of the Reference Architecture)

Data sources in a corporate data and analytics solution primarily comprise operational applications that directly support the business. These sources can include internal systems like SAP and CRM systems, as well as internal files and other systems.

Additionally, external databases, websites, APIs, web scraping, JSON, XML files, and other internal or external files may also serve as data sources within this context.

Business analysis and source system analysis play a crucial role in the success of the Data Ocean solution.



- Business analysis is a vital aspect of the Data Ocean initiative, ensuring a deep understanding of the company's business processes and objectives. Business analysts collaborate with stakeholders to identify data requirements, develop data models, and establish clear data flows.
- Source system analysis is an integral part of obtaining a comprehensive understanding of the supporting source data model. It involves examining relationships, keys, and cardinalities within operational applications. Data profiling and quality assessments are conducted to ensure the reliability and accuracy of the data, enforcing data governance, and contributing to the continuous improvement of the Data Ocean architecture.

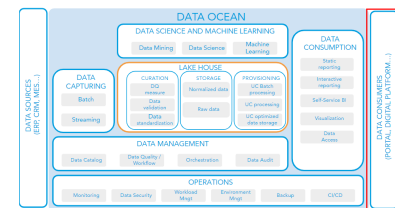
Combined business analysis and Source system analysis, empowers the company to align their data requirements with business needs and optimise data integration into the Data Ocean.

4.2. Data Consumers (Outside of Reference Architecture)

Data consumers refer to the various BI tools, dashboard applications, and analytic applications that utilise the data within the Data Ocean.

These tools are outside the scope of the reference architecture but play a crucial role in data consumption and analysis.

The inclusion of a [semantic layer](#) could significantly enhance data adoption by providing a unified and standardised view of data across the company.

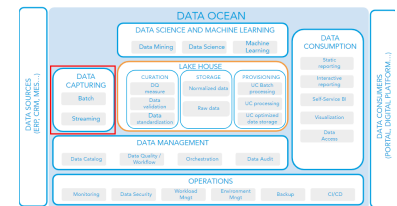


4.3. Data Capturing

Data Capturing and Ingestion block is a crucial component of the Data Ocean solution, responsible for collecting and ingesting data from diverse sources into the system.

This process involves extracting data from source systems, managing files, and loading them onto Cloud Storage for efficient storage management. It plays a vital role in ensuring the availability and accessibility of data within the Data Ocean.

It involves two primary approaches: batch processing and streaming processing.



4.3.1. Batch Processing

In a traditional company, batch processing is often the more common approach for data capturing. It involves collecting and processing data in large volumes at scheduled intervals.

Batch processing is well-suited for scenarios where data can be collected over a period of time and doesn't require real-time analysis.

Use cases for batch processing in a traditional business might involve analysing sales data, customer demographics, inventory levels, or financial transactions. These use cases often rely on historical data and trends to inform strategic decision-making, as immediate insights are not as critical.

Examples of batch data sources include end-of-day extracts and integration of internal files, and relational databases.

Batch processing offers numerous benefits, including:

- Scalability:
 - Batch processing is well-suited for handling large volumes of data efficiently, allowing for the processing of substantial data sets without performance degradation.
- Cost-effectiveness:
 - By consolidating data from multiple sources and processing it in batches, the company can reduce the need for real-time infrastructure, resulting in cost savings.
- Simplified Data Integration:
 - Batch processing enables the integration and transformation of data from diverse sources. This ensures consistency and accuracy by harmonising data formats and structures.
- Efficient Resource Utilisation:
 - Batch processing optimises the utilisation of system resources by scheduling data processing tasks during off-peak hours. It minimises the impact on source systems and avoids overloading them during critical periods.
- Extraction Window Management:
 - With batch processing, the company can define specific extraction windows to extract data from source systems. This allows for better control and management of data extraction processes.

- Failure and Restart Support:
 - Batch processing frameworks often provide robust mechanisms for handling failures and facilitating restarts. In case of any interruptions or errors during processing, the system can resume from the point of failure, ensuring data integrity and reliability.

Overall, batch processing offers a cost-effective, scalable, and efficient approach for handling large volumes of data, simplifying data integration, optimising resource usage, managing extraction windows, and supporting failure recovery.

4.3.2. Streaming Processing

While batch processing is common in traditional organisations, streaming processing has gained popularity with the rise of real-time data analytics and the Internet of Things (IoT).

Streaming processing is a data processing approach that involves capturing and analysing data in real-time or near real-time as it is generated. This method is well-suited for situations that require immediate insights and responses, such as real-time monitoring, fraud detection, or predictive maintenance.

Streaming processing is particularly beneficial for applications that require monitoring and control of production lines and the factory floor, enabling timely actions and optimisations. It allows for the continuous analysis of data streams, facilitating rapid decision-making and proactive measures in industrial environments.

Streaming processing offers several advantages, including:

- Real-time Insights:
 - Streaming data allows for timely analysis and decision-making, enabling the company to respond quickly to changing conditions.
- Continuous Data Processing:
 - Streaming processing handles data as it arrives, ensuring continuous data processing and reducing latency in data availability.
- Event-Driven Architecture:
 - Streaming processing enables the detection and response to specific events or triggers, providing proactive insights and actions.

Examples of streaming data sources include IoT sensors, social media feeds, clickstream data, and real-time transaction data. In a traditional business, streaming processing might be applied to monitor production lines, track supply chain logistics, or identification of predictive maintenance in real-time.

It's important to note that while streaming processing offers real-time insights, not all business processes and teams require this level of immediacy.

For many businesses, end-of-day extracts and batch processing can often provide sufficient data for their needs. This approach is particularly useful for monitoring long-term trends and making adjustments to long-term strategies. By analysing data in batches, the company can gain insights into the overall performance and trends over time, allowing them to make informed decisions and adapt their strategies accordingly. This method provides a comprehensive view of the business, enabling effective monitoring and adjustment of long-term goals.

The choice between batch and streaming processing depends on the specific business needs and the importance of real-time insights in driving decision-making processes.

4.4. Lake House

Includes the following Components:

- Storage
- Curation
- Provisioning

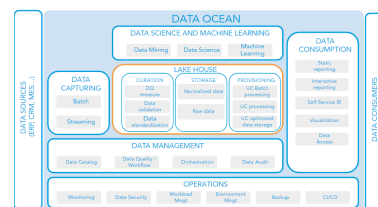
4.4.1. Storage

The Data Storage block in the Data Ocean serves as a repository for housing the raw data captured from various sources. It preserves the data in its original format (before it is integrated and transformed), enabling future integration and transformation. With its scalable storage capacity, it can accommodate and handle large volumes of raw data while ensuring data fidelity and security.

The raw data stored in the Data Storage block can come from various sources, such as operational systems, external data feeds, APIs, files, or streaming data sources, and it may include [structured, unstructured, and semi-structured data](#).

The Data Storage block is a crucial component within the Data Ocean solution as it is responsible for maintaining raw data integrity and availability throughout the entire data lifecycle. Its primary function is to securely store the raw data, making it easily accessible and ready for subsequent processing and analysis. Additionally, the cloud-based storage solutions support the Data Lakehouse approach, allowing for direct analysis of the stored data, by combining the benefits of both data lakes and data warehouses, without the need for extensive transformation or pre-defined schemas. This flexibility and scalability empower the company to leverage the full potential of their data, uncover hidden patterns, and make data-driven decisions that drive business success.

In the context of the Data Ocean, it is essential to recognise that after the raw data is stored in the Data Storage block, it undergoes subsequent processing stages. These stages, which take place in separate components or blocks within the Data Ocean solution, include data integration, transformation, and normalisation. These processes refine the raw data, ensuring its quality and consistency, and prepare it for further analysis and consumption. By going through these subsequent stages, the data becomes more structured and suitable for effective analysis and utilisation within the Data Ocean framework.



The storage component involves the management and organisation of data within the Data Ocean. It encompasses the following:

- Scalable cloud-based storage solutions to accommodate large volumes of data.
 - Cloud storage solutions provide virtually unlimited scalability, allowing organisations to store and manage vast amounts of data without worrying about capacity limitations.
- Durability: cloud-based storage solutions offers high durability, ensuring that data is securely stored and protected against hardware failures or data corruption.
 - It uses redundant storage mechanisms to maintain data integrity.
- Accessibility: Cloud storage provides easy and convenient access to data from anywhere with an internet connection.
 - Cloud storage solutions usually offer robust APIs and integrations that enable seamless data access and retrieval for applications and services.
- Cost-effectiveness: Cloud storage offers cost advantages over traditional on-premises storage solutions.
 - With pay-as-you-go pricing models, organisations only pay for the storage capacity they actually use, avoiding upfront hardware investments and reducing operational costs.
- Data Security: Cloud storage platforms prioritise data security and provide built-in features such as encryption at rest and in transit, access control mechanisms, and audit logs.
 - These measures help protect sensitive data and ensure compliance with privacy and security regulations.
- Optimising data storage: involves employing techniques such as data compression, storage tiering (base on the definition of data retention periods), and lifecycle management, which collectively aim to reduce storage costs, maximise storage utilisation, and ensure efficient data availability and accessibility.
 - Data compression reduces storage requirements by compressing data, while
 - storage tiering involves categorising data based on access frequency and moving it to appropriate storage tiers,
 - based on the duration for which data should be retained and preserved before it is considered no longer necessary or relevant for business purposes.
 - The specific retention period can vary depending on regulatory requirements, compliance, industry standards, and organisational policies or simply efficient data management practices.
 - Lifecycle management automates data movement and deletion based on predefined rules, ensuring efficient storage usage.

4.4.2. Curation

The curation component of the Data Ocean solution encompasses various activities aimed at transforming, enriching, and preparing raw data for further analysis.

It includes the following key elements:

- Data quality checks: This involves conducting thorough assessments to ensure the accuracy, consistency, and reliability of the data.
 - By implementing data validation techniques, the company can identify and rectify any data anomalies or inconsistencies, ensuring the integrity of the data.
- Data validation: Applying validation rules and checks to ensure the accuracy, completeness, and consistency of the data, verifying that it meets predefined criteria and conforms to expected formats, structures, and business rules.
- Data cleansing processes: Duplicates, errors, and inconsistencies in the data can hinder accurate analysis.
 - Data cleansing techniques are applied to remove such issues and ensure the data is clean, complete, and free from any redundancies or errors.
- Data standardisation techniques: Data often originates from different sources with varying formats and structures.
 - Standardisation techniques are employed to transform the data into a consistent format, making it easier to integrate, compare, and analyse across different datasets.
- Data enrichment: To enhance the value and context of the data, integration with external sources and data augmentation techniques are applied. This process involves incorporating additional information, such as external data sets or third-party data sources, to enrich the existing data and provide a more comprehensive view for analysis.

By incorporating these curation activities, the Data Ocean aims to ensure that the data is of high quality, reliable, and well-prepared for subsequent analysis and decision-making processes.

For more detail, please read the [Data Curation](#) chapter.

4.4.3. Provisioning

The provisioning component in the Data Ocean architecture focuses on ensuring the accessibility and usage of integrated, curated, and consumption-ready data.

It takes a use case-driven approach, allowing the company to tailor data provisioning strategies to meet specific needs, requirements and objectives. This includes exposing optimised data structures and processing methods that are tailored to specific analytical needs or use cases. This approach facilitates efficient data consumption, exploration, and analysis, allowing the company to address diverse business challenges and make data-driven decisions.

The generic use cases of provisioning, include batch processing, real-time processing, and optimised data storage.

- Use Case: Batch Processing
 - Batch processing is a common approach for handling large volumes of data in a traditional organisation.
 - It involves processing data in predefined batches, typically during scheduled intervals or at the end of the day.
 - Batch processing offers several benefits, as discussed before ([Data Capturing\Batch Processing](#))
- Use Case: Real-time Processing
 - Real-time processing, on the other hand, involves capturing and processing data as it is generated, providing immediate insights and responses.
 - While traditional organisations may not have extensive real-time processing requirements, there are scenarios where real-time insights can be valuable.

- Some possible use cases include:
 - **Factory Floor Monitoring and Control:** Real-time processing can be applied to monitor and control processes on the factory floor, enabling timely responses to potential issues and optimising production efficiency.
 - **IoT Data Analysis:** With the rise of the Internet of Things (IoT), organisations can leverage real-time processing to analyse sensor data and derive actionable insights. For example, monitoring equipment health in real-time to detect anomalies or predicting maintenance requirements based on real-time sensor readings.
- **Use Case: Optimised Data Storage**
 - The Data Storage block within the Data Ocean architecture plays a critical role in storing integrated and transformed data.
 - It can include data warehouses, data lakes, or a combination of both, depending on the organisation's data architecture strategy.
 - Optimised data storage offers benefits such as:
 - **Data Exploration and Analysis:** By storing raw and normalised data in a central repository, the company can explore and analyse data from different sources, gaining valuable insights and driving informed decision-making.
 - **Data Integration:** Optimised data storage facilitates the integration of diverse data sources, enabling comprehensive analysis and a holistic view of organisational data.
 - **Scalability and Flexibility:** With a scalable data storage solution, the company can accommodate the ever-growing volume, velocity, and variety of data, ensuring the ability to handle future data needs.
 - **Data Governance and Security:** By implementing proper data governance practices and security measures, the company can ensure data integrity, privacy, compliance, and ethical use.

4.4.3.1. Domains and Data Products

The Data Ocean architecture includes pre-determined provisions for two distinct use cases: the Domain data layer and the Data Product.

4.4.3.1.1. Domain

The Domain data layer in the Data Ocean architecture serves as a centralised, reliable, and authoritative data source, that is [subject-oriented, data-oriented, integrated, time-variant, and nonvolatile](#). It serves as a foundational layer that ensures data consistency, reliability, and governance across the company.

This domain-specific approach enables structured analysis, decision-making, and reporting, making it ideal for standardised and repeatable processes.

It adheres to the internal organisational structure and principles of [Domain-Driven Design \(DDD\)](#).

Major characteristics:

- By adopting a Domain-oriented approach, the Domain data layer aims to capture and represent the core concepts, relationships, and business rules specific to each domain within the company.
- With a focus on centralisation, this data layer ensures that all relevant data related to a specific domain is consolidated and made easily accessible.
- By being reliable and authoritative, it establishes a trusted source of data that stakeholders can rely on for decision-making and analysis.
- The Domain data layer supports the company's internal structure and promotes a shared understanding of the data within different domains.
- By adhering to DDD principles, the Domain data layer enables the company to effectively model and organise its data based on the real-world business domains.
 - This approach facilitates better data management, encourages collaboration, and enhances the overall data quality. It provides a solid foundation for data integration, data governance, and consistent data representation across different applications and systems.

In summary, the Domain data layer in the Data Ocean architecture serves as a centralised, reliable, and authoritative data source, aligning with the internal organisation and adhering to the principles of Domain-Driven Design. It ensures that data related to each domain is consolidated, promotes a shared understanding of the data, and facilitates effective data management and integration within the company.

4.4.3.1.2. Data Product

On the other hand, the Data Product use case emphasises a more exploratory and iterative approach to data exploration and analysis. It is driven by user-defined requirements and focuses on delivering specific insights and solutions tailored to the needs of different stakeholders.

Data Products are designed to be more flexible and adaptable, accommodating evolving business needs and user preferences. They may be more volatile in nature, depending on the continuous interest and relevance of the insights they provide, and can be decommissioned when they no longer serve their purpose.

Data Products should focus more on [performance, simplicity and user accessibility](#)

4.4.3.2. Conclusion

Data Provisioning is about building the Data Models to support the Domain and the Data Products

it includes:

- Data modelling and schema design to define the structure of Domain Data Models.
 - **Prioritising Data Integrity, Flexibility, and Resilience:**
 - The emphasis should lie on key aspects such as data integrity, flexibility, support for full historical information, and a data-oriented approach.
 - The focus is on ensuring accurate representation of relationships, maintaining data consistency, and organising data in a more normalised fashion (not necessarily full normalisation), potentially leaning towards a snowflake-style structure rather than a star-schema approach.
 - By adopting this data-oriented mindset, the modelling process prioritises the long-term resilience and reliability of the data, rather than being solely driven by immediate user requirements, simplicity, or performance considerations.

Data science, machine learning, and data mining work together to empower organisations to uncover hidden patterns, extract valuable insights, and solve complex problems using data assets. This enables better data-driven decisions, drives innovation, optimises processes, and identifies new opportunities across various domains.

By incorporating advanced capabilities into the Data Ocean initiative, the company can leverage advanced analytics and automation to gain a competitive edge, drive innovation, and unlock new business opportunities in manufacturing, scientific investigations, sales and other business or production areas.

4.5.4.1. Use Cases

Some examples and use cases to demonstrate how data mining, machine learning, and data science techniques can be applied in the manufacturing industry to drive operational improvements, enhance product quality, and make data-driven decisions.

Data Mining:

- Identifying patterns in production data to uncover factors contributing to product defects and quality issues.
- Analysing historical data to identify the root causes of production bottlenecks and inefficiencies.
- Mining customer feedback and market data to identify trends and patterns that can inform product development and marketing strategies.

Machine Learning:

- Predictive Maintenance: Using sensor data and machine learning techniques to predict equipment failures and maintenance needs, reducing downtime and optimising maintenance schedules.
- Developing anomaly detection algorithms to identify deviations in manufacturing processes and trigger timely interventions.
- Implementing machine learning algorithms to optimise inventory management and demand forecasting.

Data Science:

- Applying statistical analysis to optimise production processes and improve overall efficiency.
- Utilising predictive analytics to optimise resource allocation, such as raw material usage and energy consumption.
- Leveraging machine learning models to improve product quality control and reduce defects.

These are just a few examples of how data mining, machine learning, and data science can be applied in scientific investigation to gain new insights, make predictions, and drive advancements in various scientific fields.

Data Mining:

- Identifying correlations, anomalies, and patterns in research data, enabling researchers to make breakthrough discoveries and advancements.
- Identifying patterns in genetic data to understand the underlying genetic factors contributing to diseases.
- Analysing large datasets from climate sensors to identify climate patterns and trends and predict future climate changes.
- Discovering patterns in astronomical data to identify celestial objects, study their properties, and uncover new insights about the universe.

Machine Learning:

- Analyse large volumes of complex data, such as genomic data or environmental data, to identify correlations, patterns, and trends that may be difficult to detect manually.
 - This can accelerate research and discovery, support data-driven hypothesis testing, and provide insights into complex scientific phenomena.
- Developing predictive models to forecast seismic activities and earthquakes based on historical seismic data and other geophysical parameters.
- Creating algorithms to analyse genomic data and predict protein structures and functions, advancing drug discovery and personalised medicine.
- Applying machine learning techniques to analyse environmental data and predict the spread of diseases, such as predicting the outbreak of infectious diseases based on environmental factors and population demographics.

Data Science:

- Facilitate advanced data analysis and modelling, enabling researchers to uncover patterns, correlations, and trends in complex datasets.
 - It can support hypothesis testing, data visualisation, and predictive modelling, aiding scientists in understanding phenomena, identifying new discoveries, new materials and accelerating scientific breakthroughs.
- Integrating and analysing diverse data sources, including experimental data, sensor data, and scientific literature, to derive new insights and make scientific discoveries.
- Developing data-driven models and simulations to understand complex systems, such as ecological networks, climate systems, and biological processes.
- Applying data science techniques to analyse large-scale genomics data to identify gene-disease associations, biomarkers, and potential therapeutic targets.

These are a few examples of potential relevant business-related initiatives.

Data Mining:

- Market Basket Analysis: Analysing customer purchase data to identify patterns and relationships among products, enabling targeted marketing campaigns and cross-selling opportunities.
- Fraud Detection: Analysing transactional data to detect anomalous patterns or behaviours that may indicate fraudulent activity, helping the company prevent financial losses.
- Customer Behaviour Analysis: Using data mining techniques to uncover patterns in customer behaviour, such as purchasing patterns, preferences, and trends, enabling businesses to personalise marketing campaigns and optimise product offerings.

- **Market Segmentation:** Applying data mining algorithms to analyse customer data and identify distinct segments based on demographics, buying behaviour, or preferences, allowing businesses to target specific customer groups with tailored marketing strategies.

Machine Learning:

- **Customer Sentiment Analysis:** Applying machine learning algorithms to analyse customer feedback and social media data, allowing businesses to understand customer sentiments and make informed decisions to improve products and services.
- **Demand Forecasting:** Utilising historical sales data and external factors to predict future demand, enabling better inventory management and production planning.
- **Churn Prediction:** Applying machine learning models to analyse historical customer data and identify patterns that indicate potential churn, enabling the business to take proactive measures to retain customers develop retention strategies and reduce churn rates.
- **Pricing Optimisation:** Utilising machine learning techniques to analyse market dynamics, customer behaviour, and competitor pricing data to optimise pricing strategies, maximising revenue and profitability.

Data Science:

- **Predictive Analytics for Sales:** Applying data science models to analyse sales data, market trends, and external factors to forecast future sales and assisting the business in making informed decisions about inventory management, production planning, resource allocation and develop more effective sales strategies.
- **Supply Chain Optimisation:** Leveraging data science techniques to optimise supply chain processes, improving inventory management, reducing costs, and enhancing overall operational efficiency.
- **Customer Segmentation:** Applying data science techniques to segment customers based on their attributes, behaviours, or preferences, enabling businesses to target specific customer groups with tailored marketing campaigns and product offerings.
- **Recommendation Systems:** Leveraging data science algorithms to analyse customer preferences and historical data to provide personalised recommendations and enhance cross-selling and up-selling opportunities, driving sales growth and customer satisfaction.

Other more advanced use-cases:

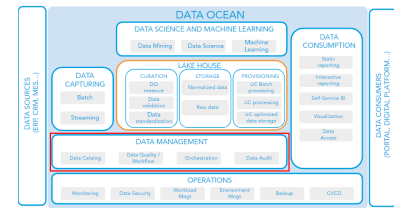
- **Vision:**
 - **Object Recognition:** Using computer vision and ML algorithms to identify and classify objects within images or videos, enabling applications like automated quality control in manufacturing and object detection for autonomous vehicles on the factory floor.
 - In manufacturing, Object Recognition can be employed to automatically inspect products for defects, ensuring consistent quality and reducing manual inspection efforts.
 - For autonomous vehicles navigating the factory floor, Object Recognition helps them detect and avoid obstacles, enhancing safety and efficiency in their operations.
 - **Facial Recognition:** Applying ML models to recognise and identify individuals from images or videos, supporting applications such as bio-metric authentication systems or surveillance systems.
 - **Image Captioning:** Using ML and NLP to generate descriptive captions for images, enhancing accessibility and aiding in image search and indexing.
- **LLM (Language and Linguistics Modelling):**
 - **Sentiment Analysis:** Employing ML techniques to analyse text data and determine the sentiment or opinion expressed, enabling businesses to gauge customer feedback, sentiment towards products, or public sentiment towards a specific topic.
 - **Named Entity Recognition:** Utilising ML models to identify and extract named entities (such as names, locations, organisations) from text, facilitating information extraction and knowledge discovery from unstructured data sources.
 - **Language Translation:** Applying ML and NLP techniques to automatically translate text from one language to another, enabling cross-language communication and expanding global reach for businesses.
- **Text Summarisation:**
 - **Extractive Summarisation:** Using ML algorithms to automatically extract the most important sentences or phrases from a document, condensing its content and providing a concise summary.
 - **Abstractive Summarisation:** Applying ML and NLP techniques to generate a summary that captures the key ideas of a document in a more human-like manner, paraphrasing and synthesising information from the source text.
- **Chat-bots:**
 - **Customer Support:** Using ML and NLP to develop intelligent chat-bots that can understand and respond to customer queries, providing instant support and assistance.
 - **Virtual Assistants:** Employing ML techniques to build conversational agents that can perform tasks, answer questions, or provide personalised recommendations, enhancing user experiences and increasing efficiency in various domains such as e-commerce or customer service.
 - **Conversational Document Assistant:** utilising ML and NLP techniques (LLMs) to enable interactive conversations with documents through a Document Chat-bot.
 - Users can engage in natural language interactions with their documents, retrieving specific information, asking questions, and receiving relevant responses. The Document Chat-bot employs LLMs to understand user queries, extract relevant information from the documents, and generate accurate responses.
 - In the legal domain, the Conversational Document Assistant empowers lawyers and legal professionals to interact with their extensive collection of legal documents. They can seek case-related information, legal precedents, or contractual terms by conversing with the chat-bot. The chat-bot promptly analyses queries, searches through the documents, and provides real-time, contextually relevant information. This capability enhances document retrieval efficiency and knowledge sharing, improving productivity for legal professionals.
 - In research, researchers can engage in conversations with their scholarly articles and research papers. They can request summaries, insights on specific topics, or relevant data from the chat-bot. By conversing naturally with the documents, researchers gain quick access to needed information, deepen their insights, and streamline their research processes.
 - The Conversational Document Assistant revolutionises the accessibility of knowledge assets, allowing users to interact with their documents in a more intuitive and conversational manner. This approach significantly enhances information retrieval efficiency and user-friendliness, making knowledge exploration and understanding more efficient and accessible.

4.6. Data Management

In the context of a Data Ocean, data management involves the strategic and organised handling of vast amounts of data from diverse sources. It encompasses data organisation, storage, protection, governance, and lifecycle management.

Effective data management in a Data Ocean requires robust and efficient data governance supported in frameworks, security measures, architecture principles, integration, and quality management practices.

Following the principles outlined by the DAMA Body of Knowledge (DAMA BOK: a reference for practitioners, providing guidance on managing data in this complex environment, ensuring data accessibility, reliability, compliance, and maximising data value), data management involves activities such as data modelling, data architecture design, data governance, and metadata management. It focuses on establishing robust data lifecycle processes, and implementing comprehensive data management practices, put in place to ensure that data is accurate, consistent, and reliable, enabling informed decision-making, driving business innovation, and maximising the value derived from data assets.



4.6.1. Data Catalog

The data catalog is an important component of the Data Ocean architecture, providing a comprehensive inventory of available data assets within the company. It serves as a centralised repository for metadata, allowing users to discover, understand, and access the data they need.

The data catalogue provides detailed information about the data sources, data models, data lineage, and other relevant attributes. It enables data governance and facilitates data discovery, promoting data reuse and reducing redundancy.

4.6.2. Data Quality/Workflow

Data quality and workflow play a crucial role in ensuring the accuracy, consistency, and reliability of data within the Data Ocean.

It encompasses the processes, methodologies, and tools required to establish and maintain high-quality data throughout its lifecycle and that the Data Ocean solution operates with high-quality data.

Data quality focuses on establishing data quality standards, data profiling and assessment to understand the quality and characteristics of the data, data cleansing, and data validation processes to ensure accurate and reliable data. It involves understanding data characteristics, addressing anomalies through cleansing, and verifying data integrity.

Ongoing monitoring and improvement efforts are essential for maintaining data quality.

In summary, Data quality is key for a data-driven culture, reliable analytics, operational efficiency, and informed decision-making. By prioritising data quality, organisations empower stakeholders with trustworthy data, facilitating seamless workflows and enhancing decision-making capabilities. Robust data quality practices ensure data reliability and usability, enabling actionable insights and optimised operations.

4.6.3. Orchestration

Data orchestration refers to the coordination and management of various data processing tasks within the Data Ocean. It involves the use of orchestration tools and frameworks to automate and streamline data workflows. It covers the scheduling, sequencing, and dependency management of data processing tasks, ensuring efficient data movement and processing across different stages of the data pipeline.

Effective orchestration enhances the scalability, reliability, and performance of data processing operations.

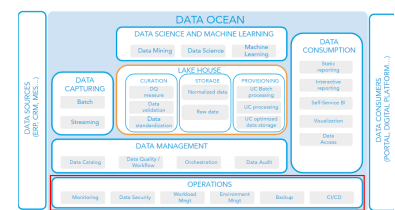
4.6.4. Data Audit

Data audit involves tracking and monitoring data activities within the Data Ocean. It focuses on establishing robust audit trails, logging mechanisms, and monitoring tools to ensure data integrity and regulatory compliance. It includes the tracking of data access, data modifications, and data lineage, providing visibility into data usage and changes. Data audit enables the company to identify and rectify data anomalies, maintain data governance, and adhere to data privacy and security regulations.

4.7. Operations

Operations in the context of our Data Ocean encompass the critical aspects of managing and maintaining the infrastructure, security, and performance of the data ecosystem with a focus on ensuring the smooth operation and reliability of the Data Ocean solution.

It encompasses data security measures to safeguard sensitive information, workload management techniques for efficient resource utilisation, environment management to provision and configure the necessary infrastructure, backup strategies to protect against data loss, continuous integration and deployment processes for seamless updates, and comprehensive monitoring mechanisms to track the health and performance of the Data Ocean. By addressing these operational aspects, organisations can maintain a robust and secure data environment that supports data-driven decision-making and empowers users to derive maximum value from the Data Ocean solution.



4.7.1. Data Security

Data security is a critical aspect of the Data Ocean architecture. It involves the implementation of data security measures to protect sensitive data from unauthorised access, loss, or breach. It covers encryption,

access controls, authentication, and data privacy techniques, ensuring the confidentiality, integrity, and availability of data within the Data Ocean.

4.7.2. Workload Management

Workload and workflow management are critical aspects of efficient data processing in a data ecosystem. Workload management encompasses strategies for distributing tasks across computing resources, optimising resource allocation, and enhancing performance. Workflow management involves various activities such as data transformation, integration, and enrichment. Data transformation ensures standardisation and compatibility, while integration enables seamless data merging for comprehensive analysis. Data enrichment enhances data by incorporating additional relevant information. Effective workflow management streamlines processes, maximising data asset utilisation, and delivering timely, accurate, and valuable insights to end-users.

4.7.3. Environment Management

Environment management focuses on managing the infrastructure and software environments required for the Data Ocean. This sub-chapter covers aspects such as infrastructure provisioning, configuration management, and version control of software components. It ensures that the Data Ocean environment remains stable, up-to-date, and properly configured to support data processing and analytics operations.

4.7.4. Backup

Data backup is an essential component of data management, ensuring the protection and recoverability of data in the event of data loss or system failures. This sub-chapter discusses backup strategies, including regular backups, incremental backups, and off-site storage, to mitigate the risk of data loss and ensure data resilience.

4.7.5. CI/CD

Continuous Integration and Continuous Deployment (CI/CD) practices are employed to streamline the development, testing, and deployment of data-related components within the Data Ocean. This sub-chapter explores the integration of CI/CD pipelines to automate and accelerate the deployment of data pipelines, data transformations, and other data-related processes.

4.7.6. Monitoring

Monitoring plays a crucial role in ensuring the health, performance, and availability of the Data Ocean infrastructure and data processing workflows. This sub-chapter focuses on implementing monitoring tools and techniques to track system performance, detect anomalies, and proactively address potential issues. It covers aspects such as real-time monitoring, log analysis, and alerting mechanisms to ensure the reliability and stability of the Data Ocean environment.

By addressing these critical aspects, the organisation can establish a robust and efficient Data Ocean solution that supports their data-driven initiatives and enables them to derive maximum value from their data assets.

5. Conclusion

The Reference Architecture provides the organisation with a comprehensive and scalable framework for building their Data Ocean solution.

By following the guidelines and best practices outlined in this reference architecture, the organisation can ensure data quality, security, and scalability, while enabling advanced analytics and data-driven decision-making.

The architecture's modular and flexible nature allows for customisation and adaptation to meet specific business requirements.