

DE and CH SCo - FEBA Local Bank Accounts

Tasks to be completed when documenting an operation (from creation to publication)

1. Enter the **Title of the operation / page**
2. Add the following Labels:
 - Scope of applicability: ww, country_accounting
 - Country or group of countries (if applicable): belux, china, france, italy, lam, nam,uk_ie, bulgaria, dach, netherlands, iberia, poland, latvia, australia, india, japan, singapore, south_korea, thailand, indonesia, new_zeland
 - Unit and Domain according to the [List of labels to be used in the Finance Service Line space](#)
1. Fill in all fields as described above
2. Once the description of the operation is completed, ensure it is approved and published by launching the [SBS-Finance approval workflow](#)

Domain: Country Accounting

Responsibility area: N/A

Table of contents

- Tasks to be completed when documenting an operation (from creation to publication)
- Enter the Title of the operation / page
- Add the following Labels:
- Scope of applicability: ww, country_accounting
- Country or group of countries (if applicable): belux, china, france, italy, lam, nam,uk_ie, bulgaria, dach, netherlands, iberia, poland, latvia, australia, india, japan, singapore, south_korea, thailand, indonesia, new_zeland
- Unit and Domain according to the List of labels to be used in the Finance Service Line space
- Fill in all fields as described above
- Once the description of the operation is completed, ensure it is approved and published by launching the SBS-Finance approval workflow
- Table of contents
- 1. Objective and Scope
 - 1.1. Objective of this Operation
 - 1.2. Scope
- 2. Definitions
- 3. Tasks description
- 3.1. Responsibilities
 - 3.2.1. I perform the FEBA postings
 - 3.2.3. I search in SAP the line items in customer account (FBL5N) if there is an open item.
 - 3.2.4. I clear the G/L bank accounts
 - 3.2.5. I check the bank fees
 - 3.2.6. I check technical errors after upload bank statements
- 3.3. I post the movements for WP1 company
 - 3.3.1. I perform the FEBA postings for company 7772
 - 3.3.2. I display FEBA open items
 - 3.3.3. I post the counterpart for bank accounts
- 3.4. Accounting scheme

Scope



ERP



Frequency



References

FEBA; F-03; FF.6; FBL3N; FB01

Forms

Attachments

*Previous OP << DE and CH SCo -
FEBA Local Bank Accounts >> Next
OP*

1. Objective and Scope

1.1. Objective of this Operation

The objective of this procedure is to post the movements in SAP coming from BNP bank accounts, for Germany and Switzerland.

FEBA has to be processed at least once a week, but can also be processed on a daily basis.

1.2. Scope

This operation is applicable for the following entities:

DE PF1	CH PF1	DE WP1
5642	6423	7772

2. Definitions

See Finance Glossary:

- [CAM](#)
- [CICC](#)
- [EMEA](#)
- [PF1](#)
- [WP1](#)

3. Tasks description

3.1. Responsibilities

Finance Service Line - Accounting platform DACH/PT, will post according to the guidelines described below.
In case of items that are not covered by this operation, CAM's will be contacted.

This operation can be only performed after Automatic BNP Bank upload in SAP, on daily basis.


Bank accounts in SAP:

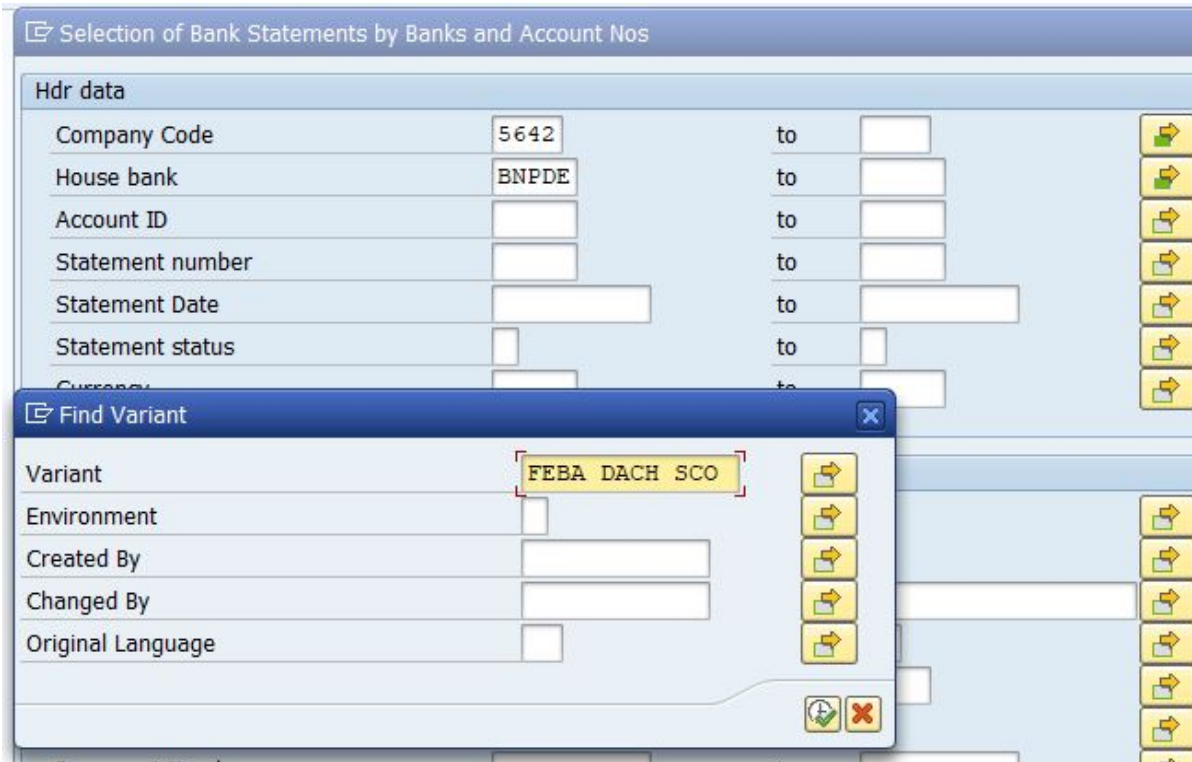
DE PF1	CH PF1	DE WP1
50601EUR16	505DWCHF76	51000520
50601EUR22	505DWCHF72	50050520
5080000001	505DWCHF70	50060520
50601EUR90		50980000

3.2. I post the movements for PF1 companies

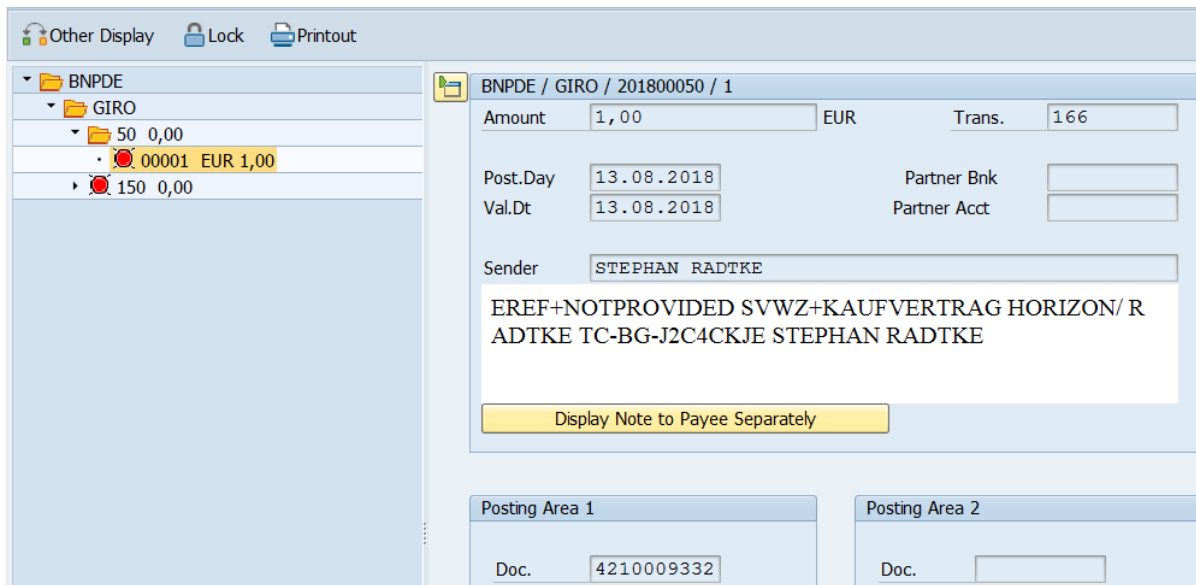
3.2.1. I perform the FEBA postings

This transaction will post the movements that were uploaded automatically by BNP.

Transaction FEBA, choose variant  **FEBA DACH SCO**



This variant is created to show only the items that are in error.

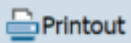


The system will open only the first item in error, we need to open all folders in the left side to see all the errors:

Edit Bank Statement	
Other Display	Lock
Printout	
BNPDE	
GIRO	
121	0,00
• 00001	EUR 125,40
122	0,00
• 00001	EUR 1.797,08

Double click on the line in error and see the detail on sender:

BNPDE / GIRO / 202200121 / 1			
Amount	125,40	EUR	Trans. NTRF
Post.Day	22.06.2022	Partner Bnk	
Val.Dt	22.06.2022	Partner Acct	
Sender			
/TYPE/096/R SCT CT//CODE/DE//REMI/GASE 2012-001/22/13.6.2022SCHMI TT, KEVIN, REISEKOSTEN LAUBACH//EREF/0006022646//ORDP/NAME/BERUFS GENOSSENSCHAFT ROHSTOFFE UND CHEMISCHE INDUSTRIE//INFO/DE46672700			
Display Note to Payee Separately			

To have a full picture of the payment notes inside the bank statement select  , and in the the toolbar, select settings -> Column -> optimize with

Beginning balance	0,00					
Total Debit	125,40					
Total credits	125,40					
Ending balance	0,00					

MR no	Value date	BkPostDate	Payment Notes	Posting text	Amount	BTC
1	22.06.2022	22.06.2022	/TYPE/096/R SCT CT//CODE/DE//REMI/GASE 2012-001/22/13.6.2022SCHMI TT, KEVIN, REISEKOSTEN LAUBACH//EREF/0006022646//ORDP/NAME/BERUFS GENOSSENSCHAFT ROHSTOFFE UND CHEMISCHE INDUSTRIE//INFO/DE46672700 030012393501//OBK/DEUTDESM672/ TC-DT-J2CJ2Q9M BERUFSGENOSSENSCHAFT ROHSTOFFE UND Reference 0006022646	Beginning balance	0,00	
					125,40	NTRF
*					125,40	

With the reference in the sender and description (document number and partner name), search in SAP the line items in vendor (FBL1N) and customer (FBL5N) account if there is an item for this amount. Check point 3.2.2 and 3.2.3

Have also in consideration the recurrent items:

A) Exceptions – Postings without open items:

Finanzamt (FA)/ Finanzkasse (FK): Only All incoming and outgoing payments from Finanzamt related to Finanzamt VAT and Payroll can be posted to the related vendor account without having an open item on the vendor account.

For the rest of incoming and outgoing payments, have to be reported to CAM before posting.

- FINANZAMT HANNOVER-NORD (REF/025/200/) 9901000217
- FINANZAMT MOERS (STNR 119/58XX/) 9901000368
- FINANZAMT HANNOVER-LAND I (ref. UMS ERSTATT.27 200 OR EREF+025/290/07165) 9901000209 (only for company 6288)

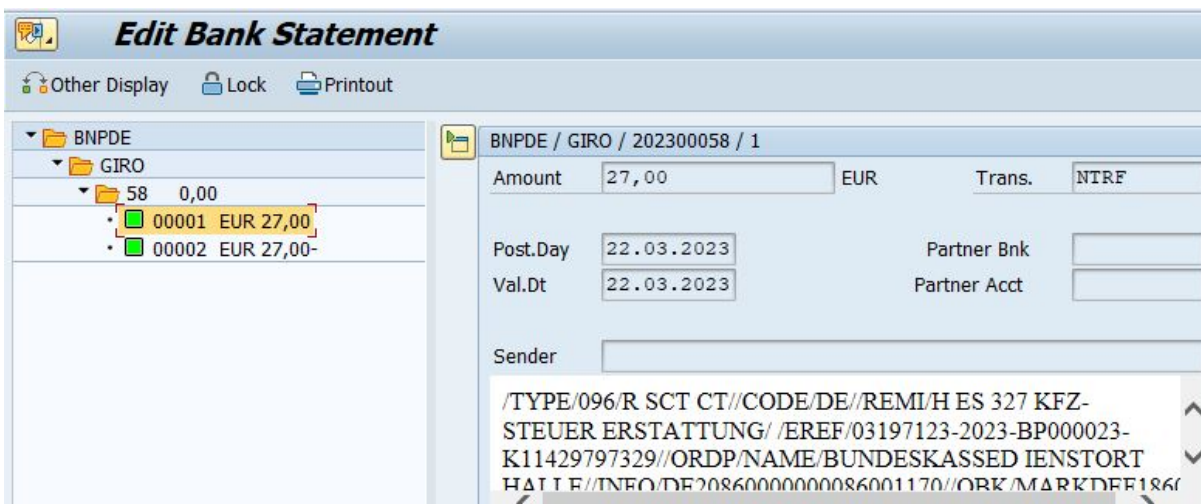
B) Bundeskasse Tried and Halle, related to Car Leases (all companies):

During the year, there are some taxes related to car leases that need to be paid to local authorities (text: "license plate"). These can be picked up in FEBA by matching the company code, supplier name and license plate of the car in question. These combinations can be found for all entities in the Google Drive file found [here](#)

In case a license plate is not listed in the file, please contact Petra Hoppman through BMC Helix tool.

Example:

In FEBA:



In the bank statement:

SOLVAY SPOL DE HANNOVER		BNP PARIBAS S.A., NIEDERLASSUNG DEUTSCHLAND		Time 17:53:28	Date 17.04.
Bank no.: 37010600		Account number: 1138501121		Statement number: 00058	ID:
SWIFT code: BNPDEFXXXX		IBAN: DE67370106001138501121			
House bank: BNPDE		Acct ID: GIRO		Statement date: 22.03.2023	Currency
Beginning balance		0,00			
Total Debit		27,00			
Total credits		27,00			
Ending balance		0,00			

MR no	Value date	BkPostDate	Payment Notes	Posting text	Amount	B
				Beginning balance	0,00	
1	22.03.2023	22.03.2023	/TYPE/096/R SCT CT//CODE/DE//REMI/H ES 327 KFZ-STEUER ERSTATTUNG/ /EREF/03197123-2023-BP000023-K11429797329//ORDE/NAME/BUNDESKASSED IENSTORT HALLE//INFO/DE20860000000086001170//OBK/MARKDEF1860/ TC-GU-J2CEHBD7 BUNDESKASSE DIENSTORT HALLE Reference 97123-2023-BP		27,00	N
*					27,00	

In the Google Drive File:

Company code	license plate number	cost centre	due date / debit date	due date / debit	due date / debit	due date / debit	annual amount	supplier	
5642	6400180000	H ES 327	RR18100009	14.03.2023			27€ credit note	Bundeskasse Halle	99010005 99010001

Important note: when performing the posting in FEBA, change the text to the license plate of the car in question, as seen in the example below:

Account	Name	DocumentNo	BusA	Type	Postng Date	Doc..Date	PK	Amount in local cur.	LCurr	Reference	Text
<input type="checkbox"/> 9901000584	BUNDESKASSE HALLE	4200001349		GO	06.03.2023	06.03.2023	25	332,00	EUR	BNPDEGIRO 23046	H EM 46
<input type="checkbox"/> 9901000584	BUNDESKASSE HALLE	4200001359		GO	20.03.2023	20.03.2023	25	160,00	EUR	BNPDEGIRO 23056	H BA 73
<input type="checkbox"/> 9901000584	BUNDESKASSE HALLE	4200001360		GO	22.03.2023	22.03.2023	35	27,00-	EUR	BNPDEGIRO 23058	H ES 32

C) Specificity by company :

For 5642:

- **DEUTSCHE POST AG** - Post without open item against vendor account: 1003033957

Inform paulette.edenemballa@solvay.com and annette.lossin@solvay.com via ticketing tool afterwards.

For 6423:

- **BNPP FEES**

MR no	Value date	BkPostDate	Payment Notes	Posting text	Amount	BTC
3	02.08.2023	02.08.2023	/TYPE/567/INVOICE//CODE/CH/0//REMI/BNPP FEES - 202308CH00014916 - 072023/ TB-CA-TB000B2L BNPP FEES - 202308CH00014916 Reference 308CH00014916	Beginning balance	424.131,70 3,00-	NTRF
*					424.128,70	

Feba item should be posted with following data:

Account: 6509000020
Cost Center 6N46200000
Text: BNP FEES M-1.YYYY

3.2.2. I search in SAP the line items in vendor account (FBL1N) if there is an open item.

Run FBL1N and afterwards search by:

- Name
- IBAN
- Amount (here you should select open items)

3.2.3. I search in SAP the line items in customer account (FBL5N) if there is an open item.

Run FBL5N and afterwards search by:

- Name
- IBAN
- Amount

- here you should select open items for the customers not assigned to CICC

- here you should select All Items for the customers already cleared because they are assigned to CICC

3.2.3.1. I post into the CICC interface (when open item in CICC)

If in the Sender and Description appears a customer with a document already assigned to CICC, it is necessary to proceed as below.

Posting to 5080930000 by providing "D.PMT/customer number/invoice number/amount" in the text field e.g "D.PMT/1026171/1000001820/195.000,00"
 – For items with payment block D.
 Use always Value Date = Doc. Date – The system automatically chooses the day of today and that's wrong, Value Date needs to be the day when the payment was actually received.

Example of an open item in account 5080930000 with the according posting key 40 or 50, by using the right text (mentioned above), so that CICC can match the payment.

Item 2 / Credit entry / 50

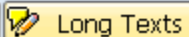
Amount EUR

Calculate tax More

Quantity

Value Date Due on

Assignment

Text 

Document Date	<input type="text" value="06.03.2013"/>	Type	<input type="text" value="G0"/>	Company Code	<input type="text" value=""/>
Posting Date	<input type="text" value="06.03.2013"/>	Period	<input type="text" value="3"/>	Currency	<input type="text" value="EUR"/>
Document Number	<input type="text" value="INTERNAL"/>	Fiscal Year	<input type="text" value="2013"/>	Translatn Date	<input type="text" value="06.03.2013"/>
Reference	<input type="text" value="BNPDEGIRO 13029"/>	Cross-CC no.	<input type="text"/>		
Doc.Header Text	<input type="text" value="0005416100003"/>			Trading Part.BA	<input type="text"/>
Branch number	<input type="text"/>	Number of Pages	<input type="text"/>		

Items in document currency						
PK	BusA	Acct	EUR	Amount	Tax	amnt
001	40	50601EUR16 CA-EUR-01		6.577,73		
002	50	5080900000 CICC pos to clear		6.577,73-		

We can check if the customer was assigned to CICC, by going to the master data of the customer (FD03 -> Company Code Data -> Payment Transactions)

AR Pledging Ind FA Factoring Transfer

Payment history record

In case we have a similar situation with a supplier we cannot apply this procedure. Instead, we need to request Procurement Operations AP to cancel the open item in PI1, by posting a correction against the impacted vendor account.

See example below:

The vendor 1003059349 - ARAMARK GMBH, its assigned to CICC and the amount of 161,20€ its opened in PI1 :

MENA Certificate Factoring Master Data

Vendor: 1003059349 ARAMARK GMBH NEU-ISENBURG
 Company Code: [REDACTED] SOLVAY (DE)

Payment data

Payt Terms: Y030 Tolerance group: [REDACTED]
 Chk double inv.
 Chk cashing time: 0

Automatic payment transactions

Payment methods: 1 Payment block: [REDACTED] Free for payment
 Alternat.payee: [REDACTED] House bank: FACT
 Individual pmnt: Grouping key: [REDACTED]
 B/exch.limit: 0,00 EUR
 Pmt adv. by EDI:

Invoice verification

Tolerance group: [REDACTED]

Vendor: 1003059349
 Company Code: 0231
 Name: ARAMARK GMBH
 City: NEU-ISENBURG

St	Assignment	DocumentNo	Type	Doc. Date	S	DD	Amount in local cur.	LCurr	Clrng doc.	Te
<input type="checkbox"/>	[REDACTED]	4502845363	K1	08.12.2021			161,20	EUR	8704335337	
*							161,20	EUR		
**	Account 1003059349						161,20	EUR		

However, in FEBA transaction we have the exact same information of the payment done but in the local bank account:

02/12/2021	02/12/2021	Customer reference: NOTPROVIDED ARAMARK GMBH Bank reference: TC-BO-I2CVQHQ9 Additional information: /TYPE/096/R SCT CT//CODE/DE//REM/Gutschrift 09/2021//EREF/NOTPRO VIDED//ORDP/NAME/ARAMARK GMBH//INFO/DE89503201910322320256//OBK/H YVEDEMM430/	TRF	161.20
------------	------------	--	-----	--------

In order to correct this situation, a correction was posted by SLP Team and the open item in PI1 was cleared by Payments team:

Doc.Type : RN (Invoice receipt RN) Normal document
 Doc. Number 6311033419 Company Code [REDACTED] Fiscal Year 2021
 Doc. Date 16.12.2021 Posting Date 16.12.2021 Period 12
 Calculate Tax
 Ref.Doc. TKT 6627061
 Doc. Currency EUR

Item	PK	Fr.prt	G/L acct	Account	Account short text	Ex	Amount	Crcy	Trs	Amt.in loc.cur.	Clearing	Clrng doc.	LCurr	BusA	Quantity	ITy	Assignment	Text
1	31		2300000000	1003059349	ARAMARK GMBH	**	161,20	EUR		161,20	16.12.2021	1510020127	EUR	8500			TKT 6627061	TKT 6627061 - Correction
2	40			2251000000	C/N expected		161,20	EUR		161,20	16.12.2021	6512102179	EUR				20211216	TKT 6627061 - Correction

3.2.4. I clear the G/L bank accounts



Open FBL3N with variant FEBA and select the company code.

For the accounts balanced, use transaction F-03 to clear the account.

If the bank accounts are not balanced, we can have the following situations:

- Check the amounts that match and clear in transaction F-03, for example items in account 50601EUR22 and 5080000001.
- There is a specific case for Connexis, if we have the following text in account 50601EUR22 "...IN FAVOUR OF X BENEFICIA" the counterpart items are in account 50601EUR90 or 50601EUR91 (sometimes we have to wait for the items in this account).
- OUTGOING PAYMENTS VIA CONNEXIS – OPEN ITEMS ON ACCOUNT 50601EUR22

All outgoing payments that were generated over the Connexis tool (BNP Paribas Online Banking tool) -> text message 10 digit Code starting with 2 letters and 8 numbers, are recognized during the upload of the bank statement and are transferred directly from FEBA to account 50601EUR22. This means there will be no open items in FEBA only on account 50601EUR22.

These outgoing payments are exceptional payments and one time spot payments that are only generated over Connexis if there is no vendor created in SAP or for customer refunds. That's why this payment usually can't be reconciled with a vendor/customer account.

After generating an outgoing payment in Connexis, **local accounts have to create a Counterpart Posting in SAP**. This should be posted against the related customer/ vendor, if there is no related customer or vendor the posting will be against the **account 5080000001**. As the outgoing payments are exceptional payments, the counterpart post will be most of the times against account 5080000001.



Attention

Before starting the clearing, make sure that none of these items are open in FEBA, in case the amount is open in FEBA, it can't be cleared like this and local accountants should be informed. If by mistake the position in 50601EUR22/16 is cleared with 5080000001 (but with open item in FEBA transaction) this is not correct because the amount will remain open in FEBA.

Example: Clearing of account 50601EUR22 against account 5080000001.

Run transaction F-03

3.2.5. I check the bank fees

At beginning of the month it must be checked if there are open items in Bank Fees not posted correctly to account 6599000200 . We should check if there are new movements in this account 6599000200.

The BAR - Banking Fees reporting: should be reposted to new account 6509000020.

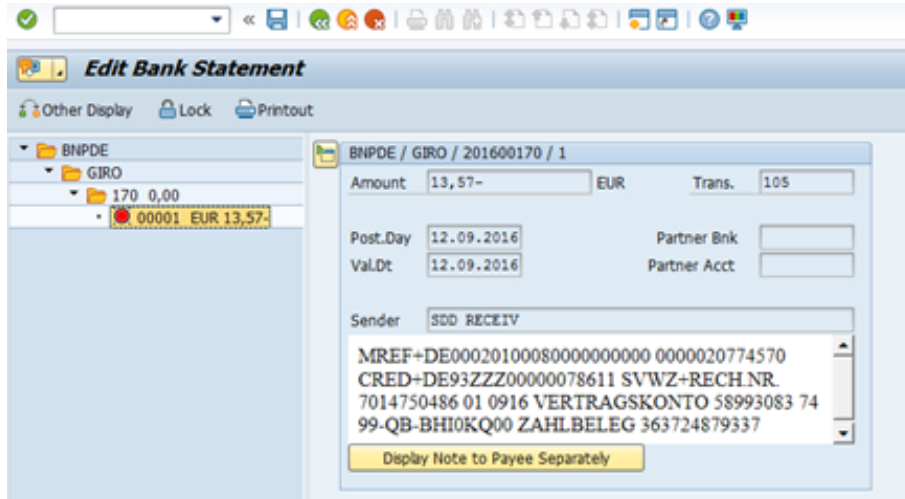
Go to FBL3N transaction and choose for your company code all items from beginning of the year until the end of the month (that you are checking):

St	DocumentNo	BusA	Type	Doc. Date	FK	Amount in local cur.	LCurr	IX	Clrng doc.	Text
	4210022318	7330	G1	01.03.2019	40	13,38	EUR			NONREF /TYPE/567/INVOICE//CODE/DE//REMI/BNPP FEES
	4210022341	7330	G1	01.04.2019	40	13,16	EUR			NONREF /TYPE/567/INVOICE//CODE/DE//REMI/BNPP FEES
	4210022360	7330	G1	02.05.2019	40	13,16	EUR			NONREF /TYPE/567/INVOICE//CODE/DE//REMI/BNPP FEES
	4210022379	7330	G1	03.06.2019	40	10,16	EUR			NONREF /TYPE/567/INVOICE//CODE/DE//REMI/BNPP FEES
	4210022409	7330	G1	01.07.2019	40	13,24	EUR			NONREF /TYPE/567/INVOICE//CODE/DE//REMI/BNPP FEES
	4210022253	7330	G1	02.01.2019	40	10,10	EUR			NONREF BNPP FEES - 201901DE0005695 8 - 12/2018/ TB
	4210022284	7330	G1	04.02.2019	40	110,30	EUR			NONREF /TYPE/567/INVOICE//CODE/DE//REMI/BNPP FEES
			G1			183,50	EUR			
	5010008615	7330	S1	01.03.2019	50	13,38	EUR	7H		Bank Charges_new allocation
	5010008662	7330	S1	01.04.2019	50	13,16	EUR	7H		NONREF /TYPE/567/INVOICE//CODE/DE//REMI/BNPP FEES
	5010008747	7330	S1	02.05.2019	50	13,16	EUR	7H		Bank fees new allocation 6509000020
	5010008748	7330	S1	23.05.2019	50	56,42	EUR	7H		Bank fees new allocation 6509000020
	5010008749	7330	S1	23.05.2019	40	56,42	EUR	7H		Bank fees new allocation 6509000020
	5010008759	7330	S1	03.06.2019	50	10,16	EUR			Bank fees new allocation 6509000020
	5010008542	7330	S1	28.02.2019	50	120,40	EUR			Bank Charges_new allocation
			S1			170,26	EUR			
**						13,24	EUR			

Now RePost all open items on account 6599000200 to account 6509000020 (this posting should be automatic) with the text "NONREF /TYPE /567/INVOICE//CODE/DE//REMI/BNPP FEES"

3.2.6. I check technical errors after upload bank statements

There should be some cases, when upload from banks statements is performed correctly but data from bank is not complete. This is mainly due to bank error in data included in the reports, resulting of sender information with "SDD Receiv".



3.2.7. I check which situations require the list of bank statements in FF.6

There are some situations that require further information regarding all the bank statements uploaded by CAMs in a certain period. You can check this in transaction FF.6, House bank ID BNPDE, Bank account ID GIRO.

3.2.8. I check Sequence of Statements

There should be some cases, when Automatic upload of banks statements from BNP it's missing. This is mainly due to bank error upload.

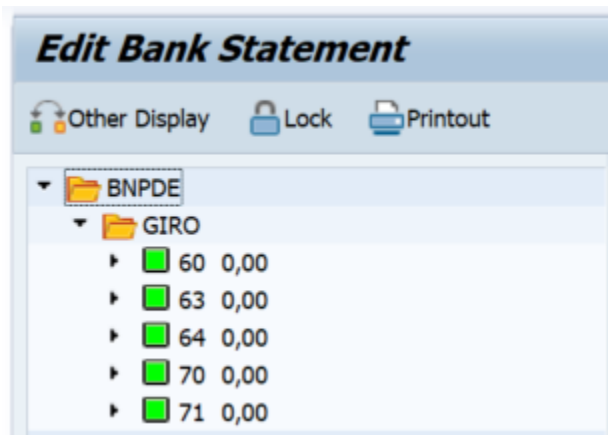
Run FEBA Transaction, and perform below selections:

- Company code
- House bank ID (BNPDE)
- Posting date = Current Month



Press execute and open the folder

The sequence should be displayed as below:



Afterwards compare with movements in BNP.

Only the statements with movements are transfer to FEBA. Reason why the sequence in FEBA jump, for example, from Stat. 60 to 63.

Description	Amount
Closing balance - 00066	
Opening balance - 00066	
Closing balance - 00065	
Opening balance - 00065	
Closing balance - 00064	
CAT V DE82370106001025891902...	-2900.28
Niedersächsische Landeshauptkasse...	2900.28
Opening balance - 00064	
Closing balance - 00063	
CAT V DE82370106001025891902...	-827.32
AKG Achauer Kompostierungs GmbH +...	827.32
Opening balance - 00063	
Closing balance - 00062	
Opening balance - 00062	
Closing balance - 00061	
Opening balance - 00061	
Closing balance - 00060	

How to proceed when its missing:

Send an E-mail to IS trough Service One giving details, in order to restore the correct sequence.

3.3. I post the movements for WP1 company

3.3.1. I perform the FEBA postings for company 7772



Transaction FEBAN, choose variant

-7772_FEBA for company 7772.





The posting date its automaticaly updated to the closing month

Selection of Bank Statements by Banks and Account Nos

Hdr data			
Company Code	7772	to	<input type="text"/>
House bank	<input type="text"/>	to	<input type="text"/>
Account ID	<input type="text"/>	to	<input type="text"/>
Statement number	<input type="text"/>	to	<input type="text"/>
Statement Date	<input type="text"/>	to	<input type="text"/>
Statement status	<input type="text"/>	to	<input type="text"/>
Currency	<input type="text"/>	to	<input type="text"/>

Item Data			
Posting Area 1 OK	<input type="checkbox"/>	to	<input type="checkbox"/>
Posting Area 2 OK	<input checked="" type="checkbox"/> X	to	<input type="checkbox"/>
Amount	<input type="text"/>	to	<input type="text"/>
Bundle number	<input type="text"/>	to	<input type="text"/>
Posting rule	<input type="text"/>	to	<input type="text"/>
Posting rule standard	<input type="text"/>	to	<input type="text"/>
Document Number	<input type="text"/>	to	<input type="text"/>
Posting Date	01.10.2021	to	22.10.2021

Output	
View Of	<input type="checkbox"/>

3.3.2. I display FEBA open items

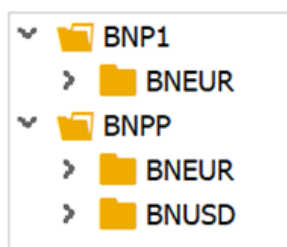
Go to FBL3N

Variant: DE_BANK_ACC

3.3.3. I post the counterpart for bank accounts

3.3.3.1 Company 7772

We have recurrent situations to post the counterpart of bank account in a GL , Vendor or Customer account. If we are not finding the counterpart in the system and if it is not recurrent, we should contact our colleagues in Germany.



House Bank BNP1

- Account 50050520 - BNPP FRANKFURT EUR -INCOMING TRANSFER

Recurrent Situations:

- 1) Refunded by the vendor Finanzamt Bruchsal -> we should post on account 44700170

Example:

CYTEC ENG MAT (DE) Time 11:18:54 Date 11.01.2022
 Oestringen RFEBKA00/PT63014506 Page 1
 BNP PARIBAS S.A. NIEDERLASSUNG FRANKFURT AM MAIN
 Bank no.: 51210600 Account number: 4220740015 Statement number: 00003 ID: 01117118
 SWIFT code: BNPADEFF IBAN: -
 House bank: BNPl Acct ID: BNEUR Statement date: 05.01.2022 Currency: EUR

Beginning balance 0,00
 Total Debit 759.313,85
 Total credits 759.313,85
 Ending balance 0,00

MR no	Value date	BkPostDate	Payment Notes	Posting text	Amount	BTC
3	05.01.2022		/TYPE/096/R SCT CT//CODE/DE//REMI/ERSTATT.30061/09808 UMS.ST NOV. 21 759.313,85 EUR//EREF/30061/09808 UMS.STG0301202200090009//ORDP /NAME/FINANZAMT BRUCHSAL FINANZKASSE//INFO/DE4666000000066001512 //OBK/MARKDEF1660/ TC-AV-J2CT9BR3 FINANZAMT BRUCHSAL FINANZKASSE Reference 61/09808 UMS.	Beginning balance	0,00	
					759.313,85	NTRF
*					759.313,85	

Doc. 2300000006 (2022)

Doc.Type : SB (G/L account posting) Normal document					
Doc. Number	2300000006	Company Code	7772	Fiscal Year	2022
Doc. Date	05.01.2022	Posting Date	11.01.2022	Period	01
Calculate Tax	<input type="checkbox"/>				
Ref.Doc.	BNPl BNEUR22003				
Doc. Currency	EUR				
Doc. Hdr Text	0111711800003				

Itm	PK	TTY	Account	G/L acct	Account short text	Tx	Amt.in loc.cur.	LCurr	Text
1	40	F15	50050520	50050520	BNPP EUR-INC. TRF		759.313,85	EUR	FINANZAMT BRUCHSAL - Refund VAT 11.2021
2	50	F15	44700170	44700170	STATE VAT OTHER		759.313,85-	EUR	FINANZAMT BRUCHSAL - Refund VAT 11.2021
*							0,00	EUR	

After posting clear accounts 50050520 & 44700170

2) MISDIRECT PAYMENTS

If you see movements related to the customers in the image below, you need to perform a **DT** posting.

Customers with most payments:	RCS (WP1)
ALBANY SAFRAN COMPOSITES SAS	2071767
SAFRAN NACELLES SA	2071934
ADVANCED INTERNATIONAL MULTITECH CO	2089518
LEONARDO SPA	2071393
MCLAREN AUTOMOTIVE LTD	2084124
PREMIUM AEROTEC GMBH	2072225
ACITURRI AEROSTRUCTURE SLU	2072187
ISRAEL AEROSPACE INDUSTRIES LTD	2071391
ALLARD MANUFACTURING AB	2084241
AIRBUS OPERATIONS SAS	2073775
AIRBUS AEROSTRUCTURES GMBH	2094096
DAHER AEROSPACE SA	2071278
AEROVAC TOULOUSE S.A.S.	2056233

Usually it only occurs by the end of the month and the most common customer is LEONARDO SPA.

Use transaction FB05 and you can see document 2400001225 as a reference (year 2023). You can't use documents as reference in this transaction.

As an example, in the following case we received the payment in EUR currency but the original currency is USD. Please use currency USD in this posting.

Pst key **50** to misdirect account **51100860** with text DMPT/Customer nr/USD Amount:

Itm	PK	TTY	Account	Alt. Acct	Cost Ctr	Account short text	Tx	Amt.in loc.cur.	LCurr	Amount	Crcy	Text
1	40	F15	50050520	50050520		BNPP EUR-INC. TRF		1.689.931,21	EUR	1.848.869,24	USD	C311703682500 /TYPE/784/F
2	50	F15	51100860	51100860		WARP-MISDIRECTED PAY		1.694.962,16	EUR	1.854.373,35	USD	DMPT 2071393/USD1854373,3
3	40		98622000	98622000	7772-8390	LOSS ON X REALI		5.030,95	EUR	5.504,11	USD	Exchange Leonardo Spa
*								0,00	EUR	0,00	USD	

BNP1 / BNEUR / 202300063 / 2

Amount: 1.689.931,21 EUR Trans. NTRF

Post.Day: Partner Bnk

Val.Dt: 28.06.2023 Partner Acct

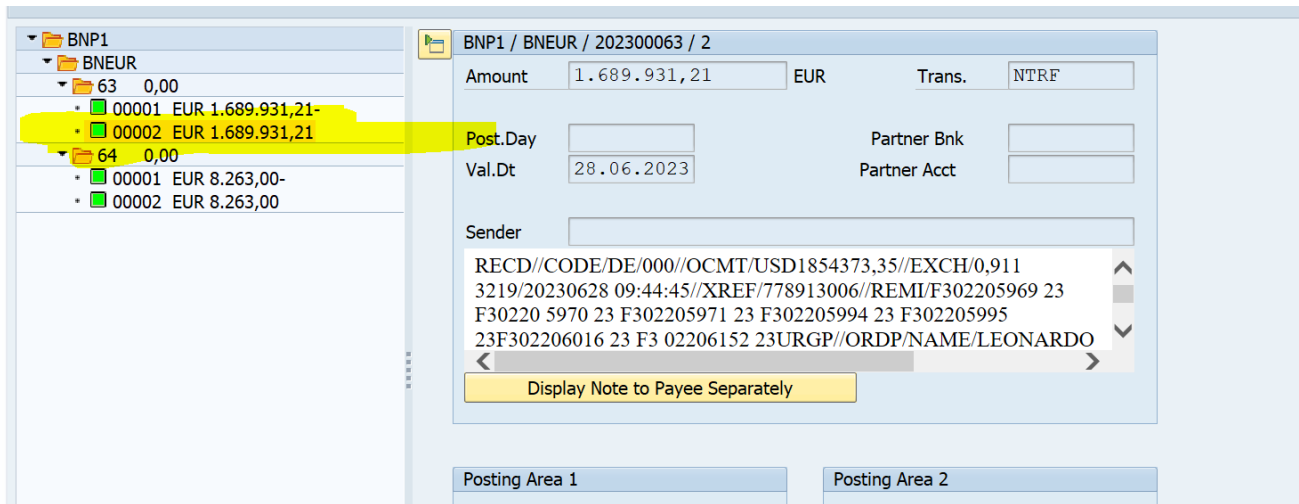
Sender:

RECD//CODE/DE/000//OCMT/USD1854373,35/EXCH/0,911
 3219/20230628 09:44:45//XREF/778913006//REMI/F302205969 23
 F30220 5970 23 F302205971 23 F302205994 23 F302205995
 23F302206016 23 F3 02206152 23URGP//ORDP/NAME/LEONARDO

Display Note to Payee Separately

Pst key **40** to bank account **50050520**:

Itm	PK	TTY	Account	Alt. Acct	Cost Ctr	Account short text	Tx	Amt.in loc.cur.	LCurr	Amount	Crcy	Text
1	40	F15	50050520	50050520		BNPP EUR-INC. TRF		1.689.931,21	EUR	1.848.869,24	USD	C311703682500 /TYPE/784/F
2	50	F15	51100860	51100860		WARP-MISDIRECTED PAY		1.694.962,16	EUR	1.854.373,35	USD	DMPT 2071393/USD1854373,3
3	40		98622000	98622000	7772-8390	LOSS ON X REALI		5.030,95	EUR	5.504,11	USD	Exchange Leonardo Spa
*								0,00	EUR	0,00	USD	



And finally, the the difference related to **exchange rate** we should transfer to GL **98622000** with cost center **7772-8390** and text **Exchange Leonardo Spa**.

- **Account 50060520 - BNPP FRANKFURT EUR -OUTGOING TRANSFER**

Recurrent Situations:

- 1) **BNP Fees:**

Post against G/L account 98536230 with cost center 7772-8390.

Use as ref doc. 2300000509, and update:

- Header text: BNP Fees Month-1 20YY;
- Reference;
- Assignment;
- Value date;
- Text in PL account: BNP Month -1 20YY.

Example:

Doc. 2300000509 (2021)

MR no	Value date	BkPostDate	Payment Notes	Posting text
				Beginning balance
1	01.10.2021		/TYPE/567/INVOICE//CODE/DE//REMI/BNPP FEES - 202110/2021/ TB-CA-TB000F7G BNPP FEES - 202110DE00162779 Reference Noref	
*				

Doc.Type : SB (G/L account posting) Normal document						
Doc. Number	230000509	Company Code	7772	Fiscal Year	2021	
Doc. Date	01.10.2021	Posting Date	12.10.2021	Period	10	
Calculate Tax						
Ref.Doc.	BNP1-BNEUR21102					
Doc. Currency	EUR					
Doc. Hdr Text	BNP Fees 09.2021					

Itm	Assignment	PK	TTy	Account	G/L acct	Cost Ctr	Account short text	Amt.in loc.cur.	LCurr	Text
1	11033920000	50	F15	50060520	50060520		BNPP EUR-OUT. TRF	16,80-	EUR	NOREF
2	11033920000	40		98536230	98536230	7772-8390	Bank charge Mgt/Pool	16,80	EUR	BNP Fee
*								0,00	EUR	

2) Vendors with direct debits

While the posting area 2 it's not automatized, we must transfer from account 50060520 to the corresponding vendor account, always with payment block B and L.

Always update the text according with invoice information mentioned in bank Statement!

Below its listed the vendor accounts with recurrent DD:

- 1003054805 - BNP PARIBAS SA
- 1003060640 - PEAC GERMANY GMBH
- 1003060765 - AUGSBURG INNOVATIONPARK GMBH
- 1003039441 - SIEMENS AG (DIRECT DEBIT)
- 1003060766 - DAKOSY DATENKOMMUNIKATIONSSYST
- 1003060679 - DE LAGE LANDEN LEASING GMBH
- 1003036807 - ARVAL DEUTSCHLAND GMBH
- 1003032650 - DEUTSCHE POST AG
- 1003047261 - TMOBILE DEUTSCHLAND GMBH (DD) (*)
- 9901000460 - BUNDESKASSE TRIER (**)
- 9901017315 - FINANZAMT BRUCHSAL
- 9901021354 - STADT OESTRINGEN (DIRECT DEBIT)

(*) - related with TELEKOM DEUTSCHLAND GMBH (information inside the bank statement).

(**) - the direct debit for import VAT is always performed on 26th of the month and is related to import VAT period M-2.

3)Outgoing payments related to Payroll:

Bank statements with information:

STNR 025/290 LOHNST Month.YYYY

119/5873 LOHNSTEUER Month.YYYY

Should be posted against GL account 44900800 - STATE TAX PERSONNEL. After posting the account should have zero balance.

Example:

In BNP we can see below statements

CYTEC ENG MAT (DE) Time 15:07:1
 Oestringen RFEBKA00/PT63
 BNP PARIBAS S.A. NIEDERLASSUNG FRANKFURT AM MAIN
 Bank no.: 51210600 Account number: 4220740015 Statement number: 00107 ID:
 SWIFT code: BNPADEFF IBAN: -
 House bank: BNPl Acct ID: BNEUR Statement date: 14.10.2021 Currency

Beginning balance 0,00
 Total Debit 146.803,95
 Total credits 146.803,95
 Ending balance 0,00

MR no	Value date	BkPostDate	Payment Notes	Post text
1	14.10.2021		/TYPE/F06/SDD RECEIV//SCHM/COR//REMI/STERNR 025/290/07203 LOHNS T SEP.21 359,95EUR//EREF/025/290/07203——L111020210003559//ULT B/NAME/FINANZKASSE HANNOVER-NORD//BENM/NAME/NIEDERSACHSISCHE LAND ESHAUPTKASSE//CSID/DE77FAE00000137390//MARF/NI859606572254//SEQT/ RCUR/ P1-AC-CL7HN300 025/290/07203——L111020210003559 Reference 1286BSKIACSDT	Beginning..
*				

CYTEC ENG MAT (DE) Time 15:23:
 Oestringen RFEBKA00/PT63
 BNP PARIBAS S.A. NIEDERLASSUNG FRANKFURT AM MAIN
 Bank no.: 51210600 Account number: 4220740015 Statement number: 00107 ID:
 SWIFT code: BNPADEFF IBAN: -
 House bank: BNPl Acct ID: BNEUR Statement date: 14.10.2021 Currency

Beginning balance 0,00
 Total Debit 146.803,95
 Total credits 146.803,95
 Ending balance 0,00

MR no	Value date	BkPostDate	Payment Notes	Post text
2	14.10.2021		/TYPE/F06/SDD RECEIV//SCHM/COR//REMI/STNR 119/5873/5810 LOHNSTEUER R SEPT.21 146.444,00//EREF/11900058735810L211012-5605-62218739//U LTB/NAME/LANDESHAUPTKASSE DES LANDES//BENM/NAME/STEUERVERWALTUNGN RW//CSID/DE14NRW00000098851//MARF/NWC09374445086//SEQT/RCUR/ P1-AC-CLZWGJ00 11900058735810L211012-5605-6221873 Reference 1286BTNF64SDT	Beginning..
*				

Example:

Doc. 2300000542 (2021) and 2300000543 (2021)

Doc.Type : SB (G/L account posting) Normal document					
Doc. Number	2300000542	Company Code	7772	Fiscal Year	2021
Doc. Date	14.10.2021	Posting Date	15.10.2021	Period	10
Calculate Tax	<input type="checkbox"/>				
Ref.Doc.	0110498900001				
Doc. Currency	EUR				
Doc. Hdr Text	BNPl BNEUR21107				

Itm	PK	TTy	Account	G/L acct	Amt.in loc.cur.	LCurr	Text
1	50	F15	50060520	50060520	359,95-	EUR	1286BSKIACSDT /TYPE/F06/SDD RECEI
2	40	F15	44900800	44900800	359,95	EUR	1286BSKIACSDT /TYPE/F06/SDD RECEI
*					0,00	EUR	

Doc.Type : SB (G/L account posting) Normal document					
Doc. Number	2300000543	Company Code	7772	Fiscal Year	2021
Doc. Date	14.10.2021	Posting Date	15.10.2021	Period	10
Calculate Tax	<input type="checkbox"/>				
Ref.Doc.	0110498900002				
Doc. Currency	EUR				
Doc. Hdr Text	BNPl BNEUR21107				

Itm	PK	Account	G/L acct	Account short text	Tx	Amount in LC	LCurr	Text
1	50	50060520	50060520	BNPP EUR-OUT. TRF		146.444,00-	EUR	1286BTNF64SDT /TYPE/F06/SDD REC
2	40	44900800	44900800	STATE TAX PERSONNEL		146.444,00	EUR	1286BTNF64SDT /TYPE/F06/SDD REC
*						0,00	EUR	

• 58999920 - MONEY TRANSFER-SUSPENSE ACC. IBA INTERFACE

1) SX documents related to VAT and WHT

Counterpart posting (SB) should be done against GL account 44900100 - VAT TO BE PAID

Posting should be done in USD currency with same posting date as the SX, to avoid cambial differences.

After posting inform VAT team and clear the account.

Example VAT:

Doc. 2300000544 (2021)

St	Assignment	DocumentNo	BusA	Type	Doc..Date	PK	Amount in local cur.	LCurr	Tx	Clrng doc.	Text
	● 20211013	900000282		SX	13.10.2021	40	2.186,87	EUR			Underpayment
	● 20211013	2300000544		SB	12.10.2021	50	2.186,87-	EUR			Underpayment
*	●						0,00	EUR			
** Account 58999920							0,00	EUR			

Doc.Type : SB (G/L account posting) Normal document						
Doc. Number	2300000544	Company Code	7772	Fiscal Year	2021	
Doc. Date	12.10.2021	Posting Date	15.10.2021	Period	10	
Calculate Tax	<input type="checkbox"/>					
Ref.Doc.	X777211018					
Doc. Currency	USD					

Itm	PK	Account	G/L acct	Account short text	Amt.in loc.cur.	LCurr	Text
1	50	58999920	58999920	MONEY TRF-INT CAVI	2.186,87-	EUR	Underpayment - 20663
2	40	44900100	44900100	VAT TO BE PAID	2.186,87	EUR	Underpayment - 20663
*					0,00	EUR	

Example WHT:

Doc. 2300000556 (2021)

St	Assignment	DocumentNo	BusA	Type	Doc..Date	PK	Amount in local cur.	LCurr	Tx	Clrng doc.	T
	● 20211008	900000277		SX	08.10.2021	40	11.034,06	EUR			W
	● 20211008	2300000556		SB	08.10.2021	50	11.034,06-	EUR			W
*	●						0,00	EUR			
** Account 58999920							0,00	EUR			

• 58999930 - INCOMING & OUTGOING PAYMENT SUSPENSE ACC. CICC

1) Clearing Exchange rate differences

Example:

St	Assignment	DocumentNo	BusA	Type	Doc..Date	PK	Amount in local cur.	LCurr	Amount in doc.
	● 7772/2400002061/20	900000277		SX	08.10.2021	40	14.654,98	EUR	16.9
	● 7772/2400002061/20	2400002062		DT	06.10.2021	50	14.684,83-	EUR	16.9
*	●						29,85-	EUR	
** Account 58999930							29,85-	EUR	

CYTEC ENG MAT (DE) Time 17:08:21
Oestringen RFEBKA00/PT6301
BNP PARIBAS FORTIS
Bank no.: 001 Account number: 00001778689101 Statement number: 00281 ID:
SWIFT code: GEBABEBB IBAN: BE43001778689101
House bank: BNPP Acct ID: BNEUR Statement date: 08.10.2021 Curr:

Beginning balance 0,00
Total Debit 30,00
Total credits 30,00
Ending balance 0,00

MR no	Value date	BkPostDate	Payment Notes	Posting text
1	01.10.2021		ADMINISTRATION FEE FOR ACCOUNT 01-10-2021 31-12-2021 03 30,00 2110081635392955 Reference 0000000001216	Beginning balance
*				

Example Charges:

Use as ref doc. 2300000555, and update:

- Header text: equal to correspondent SK;
- Reference = equal to correspondent SK;
- Assignment;
- Value date;
- Text in PL account: equal to correspondent SK.

CYTEC ENG MAT (DE) Time 17:10:24
Oestringen RFEBKA00/PT6301
BNP PARIBAS FORTIS
Bank no.: 001 Account number: 00001778689101 Statement number: 00280 ID:
SWIFT code: GEBABEBB IBAN: BE43001778689101
House bank: BNPP Acct ID: BNEUR Statement date: 07.10.2021 Curr:

Beginning balance 0,00
Total Debit 0,19
Total credits 0,19
Ending balance 0,00

MR no	Value date	BkPostDate	Payment Notes	Posting text
1	01.10.2021		TRANSACTION CHARGE 2110062235561977 Reference 0000000001216	Beginning balance
*				

3.4. Accounting scheme

Below you can find an accounting explanation from what it behind FEBA procedure.

1st scenario: Upload of Bank Statement (In FEBA - posting area 1)

	40	50
50601EUR30		
BANK		
1	100	
2		200
3	50	
4		300

	40	50
50601EUR16		
(incoming Payment)		
1		100
3		50

	40	50
50601EUR22		
(outgoing Payment)		
2	200	
4	300	

	40	50
50601EUR15		
(check deposit)		

Goal: to clear accounts 50601EUR16 + 50601EUR22

Outgoing Payment Postings (automatic)
Incoming Payment Postings (automatic)

2nd scenario: FEBA Postings (In FEBA - posting area 2)

1.) Incoming Payments:

	40	50
50601EUR16		
1	100	100
3	50	50

	05	15
Customer		
1	100	100
3		

Open Item on Customer

	40	50
5080930000		
1		
3	50	50

Customer assign to
CICC

	25	35
Vendor		
1		
3		

In case of
reimbursement

2.) Outgoing Payments Connexis or Direct Debit:

	40	50
50601EUR22		
2	200	200
4	300	300

	40	50
Vendor		
2	200	200
4		

Open invoice on
Vendor account

	40	50
5080000001		
2		
4	300	300

Technical account for
Items that do not have
corresponding Customer
/ Vendor account

Open Items on accounts
Posting made by FEBA

Outgoing Payment over Payment run are automatically posted via bank statement upload and will never be seen in FEB.

1st scenario: posting BNP to transit account incoming or outgoing payment.

	40	50
	51000520 BANK	
1	100	
2		200
3	50	
4		300

	40	50
	50050520 (incoming payment)	
1		100
3		50

	40	50
	50060520 outgoing payment	
2	200	
4	300	

2nd scenario: posting BNP to transit account incoming or outgoing payment.

2.1 Incoming payment

	40	50
	50050520 (incoming payment)	
1	100	100
3	50	50

	40	50
	Customer	
1	100	100
3		
	Open item in customer	

	40	50
	51100860 WARP	
1		
3	50	50
	Customer assigned to CICC	

2.2 Outgoing payment

	40	50
	50060520 outgoing payment	
2	200	200
4	300	300

	40	50
	Vendor	
2	200	200
4		
	Open item on vendor	

	40	50
	GL account	
2		
4	300	300

3rd scenario: posting BNP to cash pool account



	40	50
	51000520 BANK	
1	100	100
2	200	200
3	50	50
4	300	300

	40	50
	50980000 cash pool	
1	100	IBA
2	IBA	200
3	50	IBA
4	IBA	300

End of document.

Workflow history

This view shows the 5 most recent entries. The complete workflow log is available from the 'Document Activity' menu item.

Apr 23, 2025	Actor	Type	Activity	Version
	 MARIANO, Sofia	Edit	updated the page at 4:37 pm	
Nov 15, 2023	 FRANK, imke	State	changed state to Published at 2:18 pm	v11

Draft



FRANK, imke

State gave *Approvers* approval at 2:18 pm

Nov 14, 2023



Ana Borges

State assigned approval *Approvers* to FRANK, imke at 8:53 am

From Apr 17, 2023 to Nov 02, 2023

Ana Borges , Catarina Ferreira , José Fernandes and Fernandes, Angela

Edit multiple updates from Ana Borges , Catarina Ferreira , José Fernandes and Fernandes, Angela
