


Request for a Direct Debit Closure

STEP 1

The date of the first day of the cycle appears. To avoid any problems, calculation must remain until 31.12.9999.


The cycle starts with the selection of the materials that are costed. Click on

 in the column « Parameter » / line « Selection »

? Unknown Attachment

STEP 2

A new screen appears

1. Click on  beside Material Type
2. Enter the Material type :
 - **ZMAT** : Finished product & RM & SF
 - **ZVER** : Packaging

and execute

? Unknown Attachment

? Unknown Attachment

STEP 3

Check Background Processing

and save

? Unknown Attachment

The message “Values of variant xxxx” appears


Go back by clicking

? Unknown Attachment

? Unknown Attachment

STEP 4



? Unknown Attachment

1. Click on  in the column « Execute » / line « Selection »
2. Check Start Immediately
3. Click on

? Unknown Attachment

Workflow history

This view shows the 5 most recent entries. The complete workflow log is available from the 'Document Activity' menu item.

Nov 25, 2024	Actor	Type	Activity	Version
Published	 PALIOTES, Luis	Edit	updated the page at 6:26 pm	
Aug 02, 2024				
	Gu-gay, Liying	State	changed state to Published at 12:49 pm	v1
Draft	Gu-gay, Liying	State	gave <i>Approvers</i> approval at 12:49 pm	
		State	changed state to Draft at 12:49 pm	v1
Nov 29, 2023				
	 Eusébio, Daniela	Edit	created the page at 9:36 pm	