

I perform the currency revaluation for Balance Sheet accounts.

Tasks to be completed when documenting an operation (from creation to publication)

1. Enter the **Title of the operation / page**

2. Add the following Labels:

- Scope of applicability: ww, country_accounting
- Country or group of countries (if applicable): belux, china, france, italy, lam, nam,uk_ie, bulgaria, dach, netherlands, iberia, poland, latvia, australia, india, japan, south_korea, thailand, singapore, new_zealand, emea_transversal, apac_transversal
- Unit and Domain according to the [List of labels to be used in the Finance Service Line space](#)
 - E.g. 1: WW Operation in Financial Accounting under domain "Central Finance Processes & Compliance":
 - Labels to be used: **ww, financial_accounting, central_fin_proc_compliance**
 - E.g. 2: France Operation in Financial Accounting:
 - Labels to be used: **country_accounting, france, financial_accounting**
(for country operations, the Domain is always country_accounting)

3. Fill in all fields as described above

4. Name the title of each section using OPD methodology naming convention - **Infinitive verb without the "to", mainly action verb...something) -" I do something..."**

5. Once the description of the operation is completed, ensure it is approved and published by launching the [SBS-Finance approval workflow](#)

Domain: Treasury Accounting

Responsibility area: Ensure the daily bank reconciliation process.

Table of contents

- [Tasks to be completed when documenting an operation \(from creation to publication\)](#)
- [1. Enter the Title of the operation / page](#)
- [2. Add the following Labels:](#)
 - [Scope of applicability: ww, country_accounting](#)
 - [Country or group of countries \(if applicable\): belux, china, france, italy, lam, nam,uk_ie, bulgaria, dach, netherlands, iberia, poland, latvia, australia, india, japan, south_korea, thailand, singapore, new_zealand, emea_transversal, apac_transversal](#)
 - [Unit and Domain according to the List of labels to be used in the Finance Service Line space](#)
- [3. Fill in all fields as described above](#)
- [4. Name the title of each section using OPD methodology naming convention - Infinitive verb without the "to", mainly action verb...something\) -" I do something..."](#)
- [5. Once the description of the operation is completed, ensure it is approved and published by launching the SBS-Finance approval workflow](#)
- [Table of contents](#)
- [1. Objective and Scope](#)
 - [1.1. Objective of this Operation](#)
 - [1.2. Scope](#)
- [2. Definitions](#)
- [3. Tasks description](#)
- [3.1. I run the revaluation for customers' accounts.](#)
 - [3.1.1. For company 2232](#)
 - [3.1.2. For company 4044](#)

- 3.2. I run the revaluation for vendors' accounts.
 - 3.2.1. For company 2232
 - 3.1.2. For company 4044
- 3.3 I run the revaluation for Bank accounts
 - 3.3.1. For company 2232
 - 3.3.2. For company 4044
- 3.4. I run the revaluation for Internal Bank accounts (IBA)
 - 3.4.1. For company 2232
- 3.5. I run the revaluation for G/L accounts
 - 3.5.1. For company 2232
 - 3.5.2. For company 4044

Scope



WW

Please remove the icon when not applicable.

ERP



PF1



WP1



PE1



? Unknown Attachment

Please remove the icon when not applicable.

Frequency



Month



? Unknown Attachment



? Unknown Attachment

Please remove the icon when not applicable.

References

Forms

Attachments

<< I perform the currency revaluation for Balance Sheet accounts. >>

1. Objective and Scope

1.1. Objective of this Operation

On D+2, run the steps one by one:

- ▼ 1306 4044: Revaluation for AR and AP accounts
 - 1289 4044: Revaluation of Suppliers accounts
 - 1290 4044: Run batch input for revaluation (Suppliers)
 - 1287 4044: Revaluation of Customers accounts
 - 1288 4044: Run batch input for revaluation (Customers)

Click on the right button of the mouse and schedule the task (choose Schedule Tasks using time dialog):

The screenshot shows a SAP task list table with the following data:

Type	Task ID	Task Description	Planned Duration	Status	Inactive	Long Tex
	1290	4044: Revaluation of Suppliers accounts processing	0 00:02:00			
	1288	4044: Revaluation of Customers accounts processing	0 00:02:00			
	1289	4044: Revaluation of Suppliers accounts	0 00:02:00			
	1287	4044: Revaluation of Customers accounts	0 00:02:00			

A context menu is open over the task 1287 4044, showing the following options:

- Change Status
- Lock Tasks
- Schedule Tasks
- Schedule Tasks (Background)
- Schedule Tasks Using Time Dialog
- Delete Scheduling for Task

The process Schedule means that you are booking Revaluation.

With the second step you just check in transaction code SM35 if there is a batch blocked and to be updated and posted.

3.2. I run the revaluation for vendors' accounts.

3.2.1. For company 2232

Run the steps one by one:

- ▼ 1303 2232: Revaluation for AR and AP accounts
 - 932 2232: Revaluation of Suppliers accounts
 - 933 2232: Revaluation of Suppliers accounts processing
 - 936 2232: Revaluation of Customers accounts
 - 937 2232: Revaluation of Customers accounts processing

Click on the right button of the mouse and schedule the task (choose Schedule Tasks using time dialog):

Type	Task ID	Task Description	Planned Duration	Status	Inactive	Lor
	933	2232: Revaluation of Suppliers accounts processing	0 00:02:00			
	937	2232: Revaluation of Customers accounts processing	0 00:02:00			
	932	2232: Revaluation of Suppliers accounts	0 00:02:00			
	936	2232: Revaluation of Customers accounts				

Change Status

Lock Tasks

Schedule Tasks

Schedule Tasks (Background)

Schedule Tasks Using Time Dialog

Delete Scheduling for Task

The process Schedule means that you are booking Revaluation.

With the second step you just check in transaction code SM35 if there is a batch blocked and to be updated and posted.

3.1.2. For company 4044

Run the steps one by one:

- ▼ 📁 1306 4044: Revaluation for AR and AP accounts
 - ⚙️ 1289 4044: Revaluation of Suppliers accounts
 - 🔄 1290 4044: Run batch input for revaluation (Suppliers)
 - ⚙️ 1287 4044: Revaluation of Customers accounts
 - 🔄 1288 4044: Run batch input for revaluation (Customers)

Click on the right button of the mouse and schedule the task (choose Schedule Tasks using time dialog):

Type	Task ID	Task Description	Planned Duration	Status	Inactive	Long Text
	1290	4044: Revaluation of Suppliers accounts processing	0 00:02:00			
	1288	4044: Revaluation of Customers accounts processing	0 00:02:00			
	1289	4044: Revaluation of Suppliers accounts				
	1287	4044: Revaluation of Customers accounts				

Change Status

Lock Tasks

Schedule Tasks

Schedule Tasks (Background)

Schedule Tasks Using Time Dialog





Delete Scheduling for Task

The process Schedule means that you are booking Revaluation.

With the second step you just check in transaction code SM35 if there is a batch blocked and to be updated and posted.

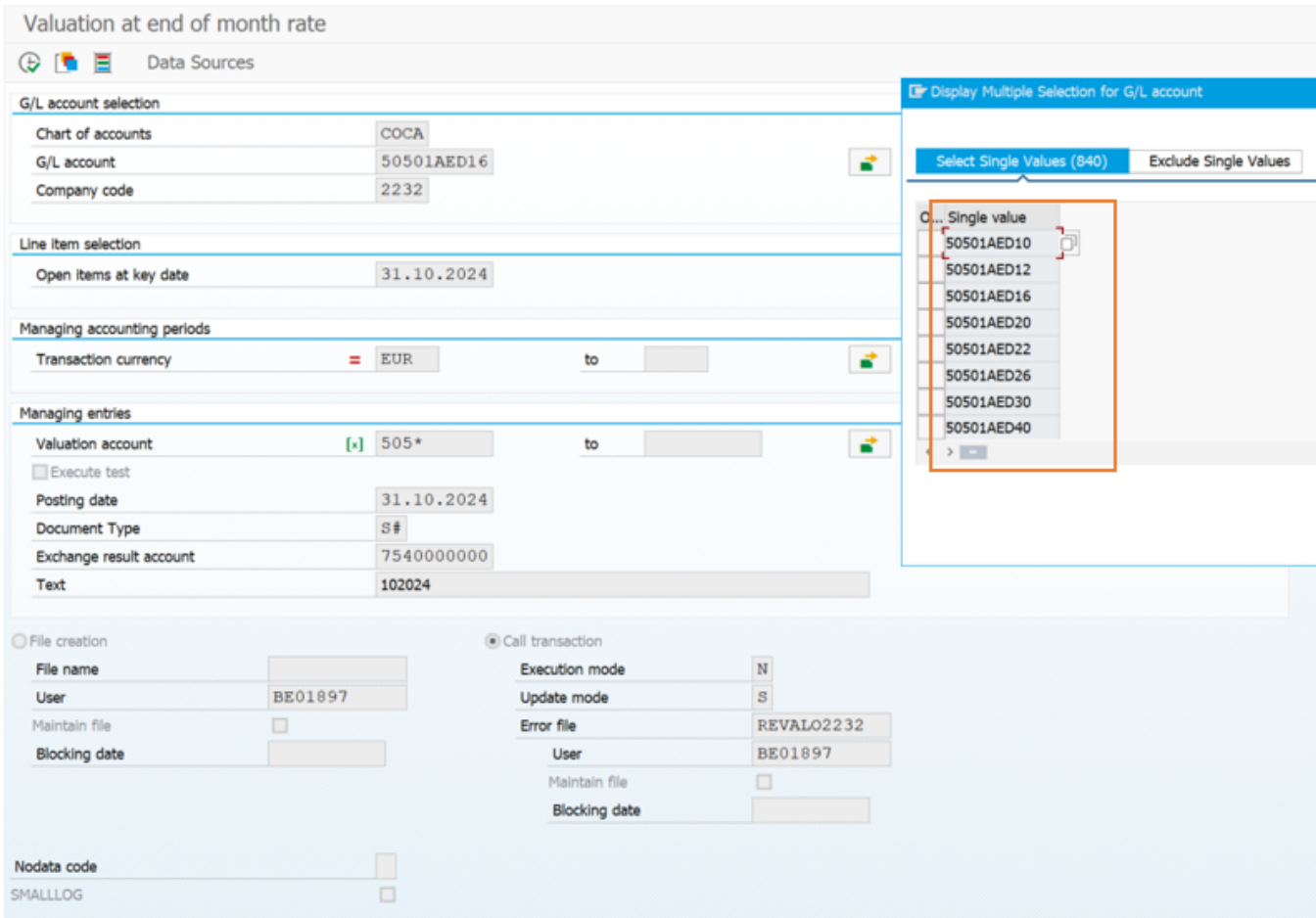
3.3 I run the revaluation for Bank accounts

3.3.1. For company 2232

- ✓  920 2232: Specific Revaluation (Finance)
 -  103 2232: Revaluation 3S-2232-BNK
 -  2131 2232: Revaluation check
 -  680 2232: Revaluation (BNK) processing

Run the revaluation for Bank accounts – Variant 3S-2232-BNK / Schedule task using "Schedule Tasks using time dialog"

Please remember that the Variant for Bank accounts revaluation can be only updated by IS. In case you need to make the changes, please open the ticket to IS through the BMC Helix tool.



Valuation at end of month rate

Data Sources

G/L account selection

Chart of accounts: COCA
 G/L account: 50501AED16
 Company code: 2232

Line item selection

Open items at key date: 31.10.2024

Managing accounting periods

Transaction currency: EUR to

Managing entries

Valuation account: 505* to
 Execute test
 Posting date: 31.10.2024
 Document Type: S#
 Exchange result account: 7540000000
 Text: 102024

File creation
 File name:
 User: BE01897
 Maintain file:
 Blocking date:

Call transaction
 Execution mode: N
 Update mode: S
 Error file: REVALO2232
 User: BE01897
 Maintain file:
 Blocking date:

Nodata code:
 SMALLLOG:





Display Multiple Selection for G/L account

Select Single Values (840) Exclude Single Values

Single value

- 50501AED10
- 50501AED12
- 50501AED16
- 50501AED20
- 50501AED22
- 50501AED26
- 50501AED30
- 50501AED40

Check if the revaluation is posted:





- ✓  920 2232: Specific Revaluation (Finance)
 -  103 2232: Revaluation 3S-2232-BNK
 -  2131 2232: Revaluation check
 -  680 2232: Revaluation (BNK) processing

Run variant in Test Mode.

Check if the message "No posting necessary" appears at the end of the page.








If there is no message "No posting necessary", there is an error message in red. You should check the account mentioned in the error message and investigate the problem. In the last period of time there were no error messages in this specific action.

Check the existence of batch inputs:

- ∨  920 2232: Specific Revaluation (Finance)
 -  103 2232: Revaluation 3S-2232-BNK
 -  2131 2232: Revaluation check
 -  680 2232: Revaluation (BNK) processing

By this step you check if there are no blocked postings, through the transaction code SM35 you will see which account is blocked. We have to investigate the reason why it is blocked and make the necessary adjustment in posting.








3.3.2. For company 4044

- ∨  1316 4044: Revaluation of financial companies
 - ∨  1327 4044: Specific Revaluation (Finance)
 -  1332 4044: Revaluation 4044_REV_BNK
 -  1331 4044: Revaluation 4044_REV_LIA
 -  2132 4044: Check:Revaluation correctly performed (BNK)
 -  2133 4044: Check Revaluation correctly performed (LIA)
 -  1328 4044: Revaluation processing (BNK and LIA)

Run the revaluation for:

- Bank accounts - Variant 4044_REV_BNK / Schedule task using "Schedule Tasks using time dialog"
- Linkage accounts – Variant 4044_REV-LIA / Schedule task using "Schedule Tasks using time dialog"

Check if the revaluation is posted:

- ∨  1316 4044: Revaluation of financial companies
 - ∨  1327 4044: Specific Revaluation (Finance)
 -  1332 4044: Revaluation 4044_REV_BNK
 -  1331 4044: Revaluation 4044_REV_LIA
 -  2132 4044: Check:Revaluation correctly performed (BNK)
 -  2133 4044: Check Revaluation correctly performed (LIA)
 -  1328 4044: Revaluation processing (BNK and LIA)

Run variant in Test Mode.

Check if the message "No posting necessary" appears at the end of the page.

If there is no message "No posting necessary", there is an error message in red. You should check the account mentioned in the error message and investigate the problem. In the last period of time there were no error messages in this specific action.

Check the existence of batch inputs:

- 1316 4044: Revaluation of financial companies
 - 1327 4044: Specific Revaluation (Finance)
 - 1332 4044: Revaluation 4044_REV_BNK
 - 1331 4044: Revaluation 4044_REV_LIA
 - 2132 4044: Check:Revaluation correctly performed (BNK)
 - 2133 4044: Check Revaluation correctly performed (LIA)
 - 1328 4044: Revaluation processing (BNK and LIA)

By this step you check if there are no blocked postings, through the transaction code SM35 you will see which account is blocked. We have to investigate the reason why it is blocked and make the necessary adjustment in posting.

3.4. I run the revaluation for Internal Bank accounts (IBA)

3.4.1. For company 2232

The principle is the same as for Specific revaluation.

- 921 2232: Standard Revaluation (Finance)
 - 928 2232: Revaluation of IBA accounts (before BOIC)
 - 929 2232: Revaluation (IBAS) processing
 - 930 2232: Revaluation of G/L accounts (before BOIC)
 - 931 2232: Revaluation (G/L) processing

Run the program with the Variant 2232-REVAL-IBA, where IBA accounts are selected.

The next step is to execute the check in SM35, if there are no blocked batches for posting.

3.4.2. For company 4044

The principle is the same as for Specific revaluation.

- 1317 4044: Standard Revaluation (Finance)
 - 1321 4044: Revaluation of IBA accounts (before BOIC)
 - 1320 4044: Run batch input for revaluation (IBA's)
 - 1319 4044: Revaluation of G/L accounts (before BOIC)
 - 1318 4044: Run batch input for revaluation (G/L)

Run the program with the Variant 4044-REVAL-IBA, where IBA accounts are selected.

The next step is to execute the check in SM35, if there are no blocked batches for posting.

3.5. I run the revaluation for G/L accounts

3.5.1. For company 2232

- ▼
📁
921 2232: Standard Revaluation (Finance)
 - ⚙️
928 2232: Revaluation of IBA accounts (before BOIC)
 - 🔄
929 2232: Revaluation (IBAS) processing
 - ⚙️
930 2232: Revaluation of G/L accounts (before BOIC)
 - 🔄
931 2232: Revaluation (G/L) processing

Run the program with the Variant 2232-REVAL-CG, where all other G/L accounts are selected.

The next step is to execute the check in SM35, if there are no blocked batches for posting.

3.5.2. For company 4044

- ▼
📁
1317 4044: Standard Revaluation (Finance)
 - ⚙️
1321 4044: Revaluation of IBA accounts (before BOIC)
 - 🔄
1320 4044: Run batch input for revaluation (IBA's)
 - ⚙️
1319 4044: Revaluation of G/L accounts (before BOIC)
 - 🔄
1318 4044: Run batch input for revaluation (G/L)

Run the program with the Variant 4044-REVAL-CG, where all other G/L accounts are selected.

The next step is to execute the check in SM35, if there are no blocked batches for posting.





Important: Wait for the last IBA creation on D+1 afternoon

Revaluation of IBA accounts can only be done after the creation of the last IBA statements for company 5854 (after 4044) (check with the team members the status of the respective activities)

End of document.

Workflow history

This view shows the 5 most recent entries. The complete workflow log is available from the 'Document Activity' menu item.

Nov 29, 2024	Actor	Type	Activity	Version
Published	 FERNANDES, Edmundo	State	changed state to Published at 11:46 am	v2
Draft	 FERNANDES, Edmundo	State	gave <i>Approvers</i> approval at 11:46 am	
Nov 27, 2024				
	 Deus, Sofia	Edit	updated the page at 3:53 pm	
		State	changed state to Draft at 2:53 pm	v1
Nov 29, 2023				
	 Eusébio, Daniela	Edit	created the page at 9:40 pm	