

I perform the Closing Activities.

Domain: Treasury Accounting

Responsibility area: Ensure the monthly activities in Quantum

Table of contents

- [Table of contents](#)
- [1. Objective](#)
- [2. Tasks description](#)
 - [2.1. Execute Interim Closure](#)
 - [2.1.1. Check the user access rights to perform postings in an interim closed period](#)
 - [2.1.2. Execute Interim Closure](#)
 - [2.2. Check interfaces of All companies](#)
 - [2.2.1. Ensure that all the deals were interfaced into SAP](#)
 - [2.3. Check the account in all ERP Systems](#)
 - [2.3.1. Check if all the GL Accounts in SAP are cleared_ ERP Systems pi2/PF2/WP2](#)
 - [2.4.1. Check if there are any deal for companies in the scope of M&A.](#)
 - [2.5.1. Ensure no pending accruals to be posted](#)
 - [2.5.1.1. Variant: D-Accrual Launch](#)
 - [2.5.1.2. Variant: D+1 Accrual Launch](#)
 - [2.5.1.3. Variant: D+1 Accrual Launch \(DEBT - Hybrid and Senior\)](#)
 - [2.5.1.4. D+1 Accrual Launch \(RCF\)](#)
 - [2.5.1.5. Variant: D+1 Accrual Launch \(Deposits\)](#)
 - [2.5.2. Check if the outstanding commercial papers deals in Quantum are posted in SAP](#)
 - [2.6. Check if all the deals created on the month are approved](#)
 - [2.7. Check day by day if there is no matured deal pending \(NDFs and Spots\)](#)
 - [2.7.1. Check day by day if there is no matured Spot deal pending](#)
 - [2.7.2. Check day by day if there is no matured NDF deal pending \(note that the check is done during daily tasks so at this point is done just for the last day of the month\)](#)
 - [2.8. Check day by day if there is no matured NDF deal pending to split](#)
 - [This check is done during daily tasks so at this point is done just for the last day of the month](#)
 - [2.9. Check if in Quantum there is no suspense Accounts \(ZZZ\) \(monthly\)](#)
 - [2.10. Check Rates in Quantum \(Last day of month\)](#)
 - [2.11. Generate Position](#)
 - [2.12. Generate Position Job](#)
 - [2.13. Post MtM - Generate Position](#)
 - [2.14. Generate MVI FX Update](#)
 - [2.15. Generate Position Job](#)
 - [2.16. Check Split](#)
 - [2.17. Check if in Quantum there is no suspense Accounts \(ZZZ\)](#)
 - [2.18. Check if in Quantum there is no split Accounts \(ZZZ\)](#)
 - [2.19. Interface Quantum X SAP](#)
 - [2.20. Interface and Upload the file in SAP](#)
 - [2.20.1. Upload the file in SAP](#)
 - [2.20.2. Fly Out the file in pi2](#)
 - [2.21. Check if Quantum is Align with SAP](#)
 - [2.22. Execute Full Close](#)
 - [2.23. SAP / Launch the internal Control & Request Regions to Ensure in WP2 and PF2](#)
 - [2.23.1. Check SAP and Quantum GL balances are aligned](#)
 - [2.23.2. Check SAP, Quantum and BFC GL balances are aligned for APAC companies](#)

Scope



WW

Please remove the icon when not applicable.

ERP



PF1



WP1



PE1

Please remove the icon when not applicable.

Frequency



Month

Please remove the icon when not applicable.

References

Forms

Attachments

<< I perform the Closing Activities.
>>

1. Objective

Run interim close

Close the period for such that GL entries for any backdated deals will automatically be posted on the first day of the next month, with the exception for transactions entered by users (i.e. accounting key users) with elevated rights in their user set up.

Run Accruals

Recognize in P&L the interest income/receipts of future dated interest cashflows (for interest bearing instruments for which accruals accounting has been activated in the accounting rules/ GL accounts have been defined in the posting rules)

Check output of MVI report

After the accruals have been posted the next step in the closing process is to generate & post the MtM GL entries for Derivative instruments.

The process consists of multiple steps and is utilizing components of the Analytics module, Crystal reports, scheduled jobs and standard Quantum accounting functionality

Run position/MtM

For FX Spots: Post the MtM on the BS account and the offsetting P&L account. For all other instrument types: post the BS and offsetting transit account to be cleared by split process (see next step) with offsetting P&L account or OCI (depending on Strategy code).

Run MtM unrealized split

After posting MtM, a job will need to be triggered to take into account the Spot-to-Spot component in case of FX Forward/Swap/NDF. This "splitting job" will trigger the query mentioned earlier in case you do it at month-end, the dates fields should be then configured and saved accordingly.

Run full close

Close the period for such that GL entries for any backdated deals will automatically be posted on the first day of the next month, this time for ALL users (so including transactions entered by accounting key users with elevated interim closing rights in their user set up)

2. Tasks description

Close the period for such that GL entries for any backdated deals will automatically be posted on the first day of the next month, with the exception for transactions entered by users (i.e. accounting key users) with elevated rights in their user set up

2.1. Execute Interim Closure

2.1.1. Check the user access rights to perform postings in an interim closed period

Go to Menu Configuration User

USER
PT63044150

New Save [Grid Icon] [Menu Icon]

User Details Resource Security Module Security

Short Name: PT63044150 LogOn Name: PT63044150 Full Name: FARINHA Marta Email Address: marta.farinha@syensqo.com Location: Portugal

When sending email from this user, Quantum will:
Use default email address for Quantum

Type of User

- Approver
- Dealer
- Service Account

User Rights

- Can change approved deals
- Can post into an interim closed period
- Can import data
- Allow back-end logons
- LDAP exempt

Assigned Groups Add... 6 items Search

Name	External Name
MSACC	MS Accounting
MSACCEXPRT	MS Accounting Expert
RSENTWW	RS Entity - WW
MSVIEWER	MS Viewer
RSVIEWER	RS Viewer
MSSTATGL	MS Static GL accounts

If this part of user access is not correctly updated for the accounting users (that are running the closing process), postings generated after interim close is activated will be posted on the first day of the next open month.

2.1.2. Execute Interim Closure

Go to Accounting - G/L Close

- Dealing
- Pricing
- Reporting
- Analytics
- Processing
- Cash Management
- Accounting
- Instruments
- Rates

UPDATE G/L

- Accruals
- Position
- Futures Margin
- Currency Translation
- General Ledger Journal

GENERAL LEDGER

- G/L Close
- G/L Year End
- G/L Interface

HEDGE RELATIONSHIPS

- Hedge Relationship
- Hedge Strategy

REVALUATIONS

- MTM Split NDF Realized
- MTM Split Realized
- MTM Split Unrealized

EXCEPTION

- Set Base Currency Amount
- Assign Exchange Rate
- Override FX Rate Type

Select the variant with all relevant entities for which to run the closing by using the "browse"

Also a single company can be select. Just select the button  and choose the variant.

GENERAL LEDGER CLOSE

New General Ledger Close Run New [Grid Icon] [Menu Icon]

All Configure 6 items Search

Parameter Name
0231 - EOM close
All IHB and Affiliates
CLOSURE 2020
KOREA
LAM
Single Company

○ INTERIM CLOSE

GENERAL LEDGER CLOSE

CLOSURE 2020

Run New [Grid Icon] [Menu Icon]

Name: CLOSURE 2020

Filters

General Ledger Owners Add... 1-20 of 125 [List Icon] [Search]

General Ledger Owner	Last Full Close Date	Last Interim Close Date
4044L - Solvay Finance (America)	31 Oct 2024	31 Oct 2024
5854L - Solvay Finance Ireland Unlimited	31 Oct 2024	31 Oct 2024
0003L - Solvay Participations Belgique	31 Oct 2024	31 Oct 2024
0269L - Barytine de Chaillac S.A.S.	31 Oct 2024	31 Oct 2024
1430L - CHEMEPLEX	31 Oct 2024	31 Oct 2024
1688L - Gepeif	31 Oct 2024	31 Oct 2024

Options

New Close Date: 11/30/2024 Use Accounting Period: [Calendar Icon]

Action to Perform

FULL CLOSE

INTERIM CLOSE

Set base amounts (optional for interim close)

Ignore year end posting warning

Ignore account revaluation warning

Add all companies under Syensqo scope:

GENERAL LEDGER CLOSE

CLOSURE 2020

Run New [Grid Icon] [Menu Icon]

Name: CLOSURE 2020

Filters

General Ledger Owners Add...

Select General Ledger Owners [Search] [Close]

1-10 of 27 [List Icon] [Next]

Name	Selected
<input type="checkbox"/> ALL	
<input checked="" type="checkbox"/> 0002L - SCO Holding	
<input checked="" type="checkbox"/> 0004L - SCO Holding	
<input checked="" type="checkbox"/> 1889L - GIE Aifor	
<input checked="" type="checkbox"/> 2002L - Syensqo SA	
<input checked="" type="checkbox"/> 2004L - Solvay SA - Div SCO	
<input checked="" type="checkbox"/> 2232L - Syensqo SA - Div Treasury	
<input checked="" type="checkbox"/> 6306L - Cogeneration Spinetta	
<input checked="" type="checkbox"/> 6364L - CIBV Morocco	
<input checked="" type="checkbox"/> 6397L - SOLVAY SERVICIOS	

0002L - SCO Holding 0004L - SCO Holding 1889L - GIE Aifor 2002L - Syensqo SA
 2004L - Solvay SA - Div SCO 2232L - Syensqo SA - Div Treasury 6306L - Cogeneration Spinetta
 6364L - CIBV Morocco 6397L - SOLVAY SERVICIOS

OK Cancel

General Ledger Owner	Last Full Close Date	Last Interim Close Date
4044L - Solvay Finance (America)		
5854L - Solvay Finance Ireland Unlimited		
0003L - Solvay Participations Belgique		
0269L - Barytine de Chaillac S.A.S.		
1430L - CHEMEPLEX		
1688L - Gepeif		
3467L - SolvayFluoresFrance		
3470L - SolvaySpecPolymFR		
3919L - Rhodia Participations S.N.C.		
3944L - Rhodia Energy GHG S.A.S.		
3972L - Rhodiansyl S.A.S.		
4025L - Rhodia Laboratoire du Futur		
4045L - Solvay America Inc. Houston TX		
4233L - Solvay Finance (Luxembourg)		
5619L - Solvay Kemija DOO Zagreb		
5642L - Syensqo Specialty Polym. Germany		
5782L - Solvay Specialty Polymers USA		
5834L - Mouguerre Briscous Immobilier		
5835L - Solvay Specialty Polymers Italy		
5844L - Ausimont Industries Inc.	31 Oct 2024	31 Oct 2024

1x per YEAR in January, check that all companies created in Quantum are included in the variant. Each month on D-2, ask via e-mail TSU BAM & TOOLS if a change in the company perimeter was performed in Quantum.



To Close: enter the closing date, flag interim close and hit

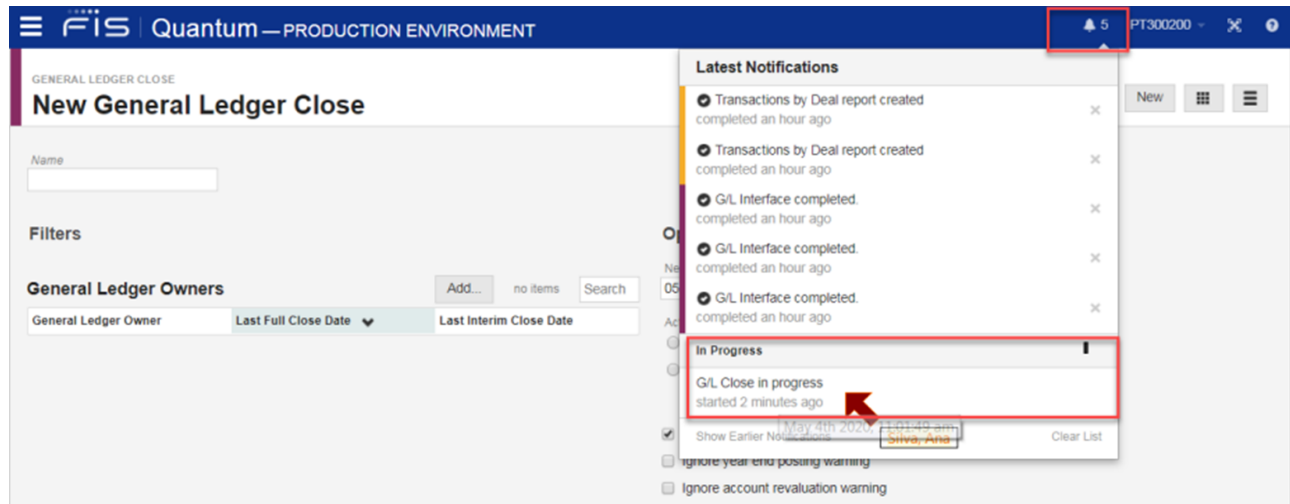


To Re-open: enter the date for which the period has previously been closed, select full or interim re-open and hit

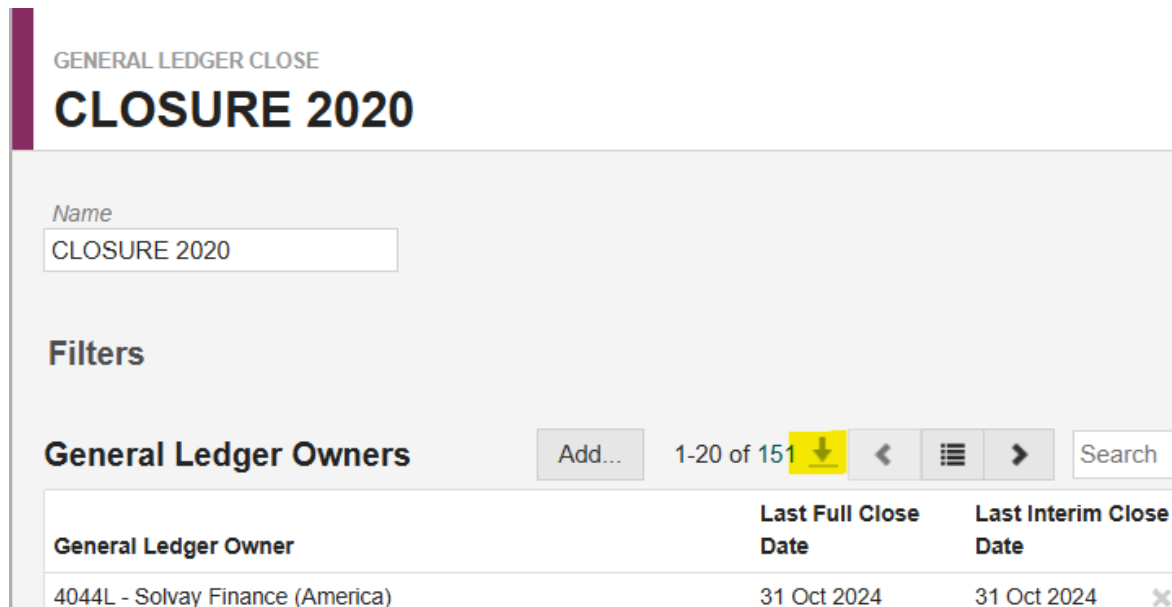
Wait until the job finish and confirm if the period was closed for all Entities.

This process can take some time and you can control TMS messages.

When the process finish the message will mentioned that the GL Close is completed.



Select the arrow to extract and save the report.



2.2. Check interfaces of All companies

2.2.1. Ensure that all the deals were interfaced into SAP

From the Beginning till End of last month, if any missing ensure interface process.

The aim is to clear everything that is pending in the G/L interface for all companies.

And make sure everything went through the interface.

Go to Accounting - G/L Interfaces

Variante: **ALL COMPANIES**

Search

- Dealing
- Pricing
- Reporting
- Analytics
- Processing
- Cash Management
- Accounting
- Instruments
- Rates
- Rules
- Static
- Configuration
- Utility
- Home

UPDATE G/L	HEDGE RELATIONSHIPS	EXCEPTION
Accruals	Hedge Relationship	Set Base Currency Amount
Position	Hedge Strategy	Assign Exchange Rate
Futures Margin		Override FX Rate Type
Currency Translation		
General Ledger Journal		
GENERAL LEDGER		
G/L Close		
G/L Year End		
G/L Interface		

GENERAL LEDGER INTERFACE — QUERY

ALL COMPANIES

[Configure](#) Preview Update ⌵ ☰

Filters

As At Date: Today

Start Date: The Beginning

End Date: End Of Last Month

Use Accounting Period: optional NONE

General Ledger Owners

- 0001L - Solvay SA - Corpor...
- 0003L - Solvay Participatio...
- 0005L - Solvay Chemicals I...
- 0007L - Hestia SA Bruxelles
- 0016L - Soviller SAS
- 0062L - Solvay Vinyls Holdi...
- 0125L - Solvay (Schweiz)
- 0134L - Peroxidos do Brasi...
- 0143L - Solvay Chemicals ...
- 0192L - Solvay Interox Pty ...
- 0212L - Salzgewinnungsge...
- 0231L - SOLVAY SA - TRE...

Posting Source: ALL

Include Cash Flows: All

Options (advanced options)

Include entries dated earlier than the start date

Use same map for all general ledger owners

Exclude reversed and reversal entries

Only include deals that have been approved

Do not interface suspense postings

Create balancing entries

Map Name: SAP

VIEW: **SAP Export** ⌵ ☰

Preview

and

Update

If there is any data, perform the **Update**, create excel file and upload it manually in SAP. Instructions in 2.20. *Interface and Upload the file in SAP.*

2.3. Check the account in all ERP Systems

2.3.1. Check if all the GL Accounts in SAP are cleared_ERP Systems pi2/PF2/WP2

Go to SAP and ensure that the G/L Account related to TMS are cleared at end of the month by Value Date and in a Document Currency in the three systems.

Go to **FBL3N** Variant **TMS BS + OB**

The screenshot shows the SAP 'G/L Account Line Item Display' interface. At the top, there is a navigation bar with the SAP logo and the title 'G/L Account Line Item Display'. Below this is a toolbar with various icons and the text 'Data Sources' and 'Cancel'. The main area is divided into several sections:

- G/L account selection:** Fields for 'G/L account' (2461120600) and 'Company code' (2232). There are 'to' fields and search icons.
- Selection using search help:** Fields for 'Search help ID' and 'Search string', with a 'Search help' button.
- Line item selection:** A 'Status' section with a radio button for 'Open items' and a field for 'Open at key date' (30.11.2024).

Below these sections, there is a summary line: 'G/L Account *' and 'Company Code 2232'. A table header is visible with columns: St, Account, Assignment, DocumentNo, BusA, Type, Value Date, Doc. Date, PK, Amount in doc. curr. Below the header is a 'Filter criteria' section with a 'Select.' field and a 'Value Date' field set to '30.11.2024'.

In **pi2** do not clear the G/L Accounts 546*.

In **PF2** and **WP2** the accounts 546* and 46* must be cleared in Local Currency.

If the accounts are not cleared we should identify the related deal and check if all daily tasks were correctly performed during the month and if not, complete.

In case of a different issue, FO Treasury Team should be contacted in order to understand if any change occurred.

After the necessary correction performed the interfaces should be repeated and the process should continue.

2.4. Check Mergers and Acquisitions of the Month

2.4.1. Check if there are any deal for companies in the scope of M&A.

Go to Reporting Transaction by deal

Maturity Date: Greater than last day of the closure month

The screenshot shows a navigation menu on the left with 'Reporting' highlighted. To the right, there are three columns of transaction categories: FRONT OFFICE, ACCOUNTING, and SYSTEM. 'Transactions by Deal' is highlighted in the FRONT OFFICE column.

FRONT OFFICE	ACCOUNTING	SYSTEM
Cost of Funds	Accruals	Audit
Deal Revaluation	Position	Deal Audit
Transactions by Action	Currency Translation	Deal Search
Transactions by Deal	General Ledger Account Sets	Logons
FX Exposure - APAC	Hedge Accounting	Message Log
FX Exposure - IHB	General Ledger Transactions	
FX Exposure - LATAM		CPARTY LIMIT
FX Exposure - QT		Cparty Limit
MtM - Brazil		Cparty Limit APAC
NDF Follow-up Schedule		Cparty Limit China
Sales of Receivables		Cparty Limit IHB

The screenshot shows the 'TRANSACTIONS BY DEAL — QUERY' interface. The main title is 'Open IHB / Interco'. There is a 'Run Query' button and a search icon. Below the title, there are several filter fields: 'As At Date' (Today), 'Entity' (one of), 'External Deal Refere...' (one of), 'Counterparty code' (equal to), 'Instrument Code' (contains), and 'Bank Internal Category'. There are also date filters for 'Deal Date' (less than) and 'Maturity Date' (greater than) with a date picker set to '30.04.2022'. Below the filters, there are 'Options (advanced options)' with checkboxes for 'Include deleted deals' and 'Include accrued account interest deals'. At the bottom, there is a 'VIEW' section with 'Open Deals' and 'Configure' options, and a 'no items' status with a search button.

The check is made on basis in the companies listed in the email received from SBS M&A.

If there is any deal for a closed company please contact treasury.fo@syensqo.com, the CAM of the company at stake and TSU Accounting and Reporting manager + TSU Accounting Expert (CAM IHB).

2.5. Check Money Markets of the month and the Accrual Process

2.5.1. Ensure no pending accruals to be posted

Using the following Variants: D- Accrual Launch

- D+1 Accrual Launch
- D+1 Accrual Launch (DEBT - Hybrid and Senior)
- D+1 Accrual Launch (RCF)
- D+1 Accrual Launch (Deposits)

Is normal to have no data after running the report in the Preview mode

Go to Accounting - Accruals

The screenshot shows the FIS Quantum navigation interface. On the left is a vertical sidebar with a search bar and menu items: Dealing, Pricing, Reporting, Analytics, Processing, Cash Management, Accounting (highlighted), Instruments, and Rates. The main content area is divided into four columns:

- UPDATE G/L**: Accruals (highlighted), Position, Futures Margin, Currency Translation, General Ledger Journal
- HEDGE RELATIONSHIPS**: Hedge Relationship, Hedge Strategy
- EXCEPTION**: Set Base Currency Amount, Assign Exchange Rate, Override FX Rate Type
- GENERAL LEDGER**: G/L Close, G/L Year End, G/L Interface

2.5.1.1. Variant: D-Accrual Launch

Period : Start of Last Month until End of Last Month

The screenshot displays the 'D- Accrual Launch' query configuration screen in the FIS Quantum production environment. The interface includes the following elements:

- Header**: 'ACCRUALS — QUERY' and 'D- Accrual Launch' with 'Preview' and 'Update' buttons.
- Filters**: 'As At Date' set to 'Today' and 'Reporting Period' set to 'Start Of Last Month' - 'End Of Last Month'.
- Options**: 'Include bank interest accruals' is checked, and 'Include multiple rate sets' is unchecked.
- VIEW**: Set to 'Default' with a 'Configure' link.
- Footer**: 'no items', 'Search', and a menu icon.
- Message**: 'The report will be shown when the query is run or an existing report is selected.'

Preview and Update

2.5.1.2. Variant: D+1 Accrual Launch

Period : Start of Year until End of Last Month

The screenshot shows the FIS Quantum interface in a production environment. The page title is 'D+1 Accrual Launch' under the 'ACCRUALS — QUERY' section. There are 'Preview' and 'Update' buttons. The 'Filters' section includes 'As At Date' set to 'Today' and 'Reporting Period' set to 'Start of Year - End of Last Month'. The 'Options' section has 'Include bank interest accruals' checked and 'Include multiple rate sets' unchecked.

Preview and Update

⚠ PAY ATTENTION on December when the Year change!

2.5.1.3. Variant: D+1 Accrual Launch (DEBT - Hybrid and Senior)

Period : Start of Year until End of Last Month

The screenshot shows the FIS Quantum interface for a specific query. The page title is 'D+1 Accrual Launch (DEBT - Hybrid and Senior)'. The 'Filters' section includes 'As At Date' set to 'Today', 'Reporting Period' set to 'Start of Year - End of Last Month', and 'Instrument Code' with options 'SENIOR', 'HYBRID', 'OTHERFEE', and 'REBOFEE'. The 'Options' section has 'Include bank interest accruals' checked and 'Include multiple rate sets' unchecked.

Preview and Update

⚠ PAY ATTENTION on December when the Year change!

2.5.1.4. D+1 Accrual Launch (RCF)

Period : The Beginning until End of Last Month (could also be start of the year rather than the beginning)

D+1 Accrual Launch (RCF)

Filters

As At Date: Today
Reporting Period: The Beginning - End of Last Month
Instrument Code: RCFfee

Options (advanced options)

- Include bank interest accruals
- Include multiple rate sets

Preview

and

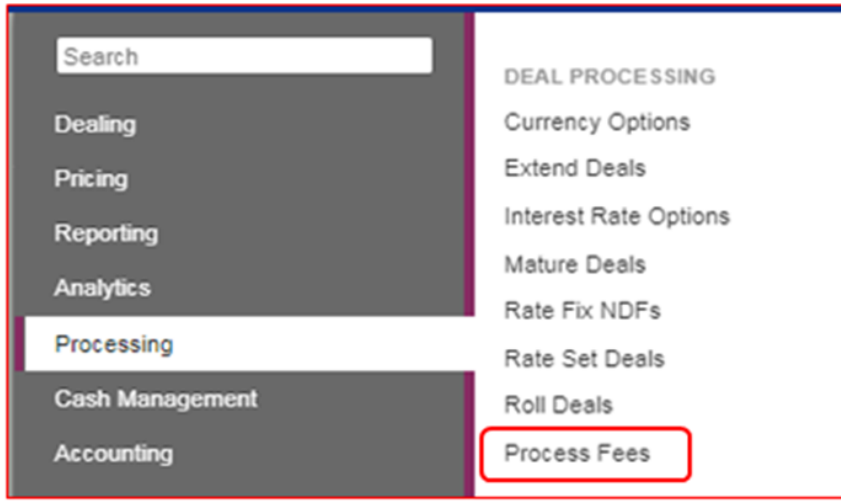
Update

Usually nothing to post.

⚠ PAY ATTENTION on December when the Year change!

RCF Accrual are calculated through the option

Processing Process Fees



NOTE: If necessary to see a specific deal, go to tab Fee Deals and positioning in a certain line, using Cash Flows and G/L buttons it is possible to see the historical data related to the deal.

New Process Fees

Get Base Details...

Generate Fees...

Process Cash Flows...

Post Selected G/Ls...



Base Deals

Fee Deals

Base Amount...

Cash Flows...

G/Ls...

10 items ↓

Search



Fee Deal	Period	Amount	Base Amount	From Date	To Date	Generation Date
1	5	480.0994	125,000,000.00	31 Jan 2022	31 Jan 2022	31 Jan 2022
2	5	933.3333	200,000,000.00	31 Jan 2022	31 Jan 2022	31 Jan 2022
3	5	170.1389	70,000,000.00	31 Jan 2022	31 Jan 2022	31 Jan 2022
4	2	388.8889	100,000,000.00	3 Aug 2021	3 Aug 2021	3 Aug 2021
9	3	488.1111	200,000,000.00	31 Jan 2022	31 Jan 2022	31 Jan 2022
10	3	510.4167	150,000,000.00	31 Jan 2022	31 Jan 2022	31 Jan 2022
5	5	5,833.3333	2,000,000,000.00	31 Jan 2022	31 Jan 2022	31 Jan 2022
6	3	1,381.1111	350,000,000.00	29 Jul 2021	29 Jul 2021	29 Jul 2021
7	5	243.0556	100,000,000.00	31 Jan 2022	31 Jan 2022	31 Jan 2022
8	5	13,975.6944	5,750,000,000.00	31 Jan 2022	31 Jan 2022	31 Jan 2022

Then select Generate Fees

Select: Calculate G/L entries

and

Generate Fees ✕

Start Date: End Date: Apply Default Dates

Fee Deals (All = All Active Deals in Date Range): Calculate G/L entries

NOTE: If a new fee deal is created with a retrospective date (prior to closing month), first launch generate fees for that specific deal from its creation until the closure date to catch up the missing accrual. When done, the normal closing process can continue.

You can generate fees One by One or for All at the same time. To generate the fee on 1 specific fee, please type the fee deal number instead of all. However this step is just to perform the calculation, do not post.

To check the calculation go to:

Fee Deals --> select one Fee deal and after G/Ls

And we can see the amount to post but the deal number was not created yet.

PROCESS FEES

New Process Fees

Get Base Details... Generate Fees... Process Cash Flows... Post Selected G/Ls...

Base Deals Fee Deals

Base Amount... Cash Flows... G/Ls... 10 items Search

Fee Deal	Period	Amount	Base Amount	From Date	To Date	Generation Date
1	5	480.0894	125,000,000.00	31 Jan 2022	31 Jan 2022	1 Feb 2022

Example: Fee deal 7

Payment in mid-January, the deal was split in 2

4	1 Jan 2022	12 Jan 2022	2,673.62	Accrual	6500061600	R53610 - INTEREST CHARGES-RCF COMMITEMENT FEE	2720000400
5	12 Jan 2022	31 Jan 2022	4,861.11	Accrual	6500061600	R53610 - INTEREST CHARGES-RCF COMMITEMENT FEE	2720000400

In order to post the amounts calculated go to Post select GL and select post all unposted GL entries

Post Selected G/Ls...

Update the date to end of the closure month

Select Post all unposted G/L entries

OK

and

Post Selected G/Ls

Posting Date: 31.01.2022

Post all unposted G/L entries

Post all G/L entries

OK Cancel

The following message appear:

PRODUCTION ENVIRONMENT

All previously unposted G/L Entries have now been successfully posted.

After the interface to SAP we should clear GL account 2720000400.

2.5.1.5. Variant: D+1 Accrual Launch (Deposits)

Period : The Beginning until/Start of the year - End of Last Month

Exclude: company 2232

FIS Treasury and Risk Manager – Quantum Edition — PRODUCTION ENVIRONMENT 44 PT63044150

ACCRUALS — QUERY

D+1 Accrual Launch (Deposits) [Configure](#)

[Preview](#) [Update](#)

Filters

As At Date: Today | Reporting Period: The Beginning - End of Last Month | Instrument Code: STDeposit, Deposit | Entity Code: 2232

Options (advanced options)

Include bank interest accruals
 Include multiple rate sets

VIEW
D1 Check [Configure](#) no items

The report will be shown when the query is run or an existing report is selected.

⚠ PAY ATTENTION on December when the Year change!

[Preview](#) and [Update](#)

2.5.2. Check if the outstanding commercial papers deals in Quantum are posted in SAP

Go to Reporting Transaction by deal Money Markets Monthly view

View Commercial Paper View

Below, we can observe the outstanding short-term deposits and commercial papers, and we can verify whether all entries have been accurately recorded in SAP:

Search	FRONT OFFICE	ACCOUNTING	SYSTEM
Dealing	Cost of Funds	Accruals	Audit
Pricing	Deal Revaluation	Position	Deal Audit
Reporting	Transactions by Action	Currency Translation	Deal Search
Analytics	Transactions by Deal	General Ledger Account Sets	Logons
Processing	FX Exposure - APAC	Hedge Accounting	Message Log
Cash Management	FX Exposure - IHB	General Ledger Transactions	CPARTY LIMIT
Accounting	FX Exposure - LATAM		Cparty Limit
Instruments	FX Exposure - QT		Cparty Limit APAC
Rates	MtM - Brazil		Cparty Limit China
	NDF Follow-up Schedule		Cparty Limit IHB
	Sales of Receivables		

Deal Date: The Beginning - End of Last Month

Maturity Date: Start of Month - The end

Add company 2232:

Money Markets Monthly view Configure

Run Query  

Filters

As At Date: Today

Instrument Name: one of - Commercial Paper NEG, Commercial Paper, Short term Deposit

Entity: one of - 2232 - Syensqo SA - DIV Tr...

Settlement Date: greater tha...

Deal Date: The Beginning - End of Last Month


Maturity Date: between - Start Of Month - The End

Options (advanced options)

- Include deleted deals
- Include accrued account interest deals

VIEW


Commercial Paper View Configure



no items Search 






The report will be shown when the query is run or an existing report is selected.




Create the report in excel and compare with the information of SAP

SAP - FS10N - Account 5030000000


 G/L Account Balance Display



  G/L Account Balance Display






     Activate worklist Cancel




G/L account	5030000000	
Company code	2232	
Fiscal year	2024	
Business area		

And account 5113000000:

 G/L Account Balance Display

  G/L Account Balance Display

     Activate worklist Cancel

G/L account	5113000000	
Company code	2232	
Fiscal year	2025	
Business area		

Compare the Quantum report with FS10N account 5030000000 and 5113000000:

Transactions by Deal-Money Markets Monthly view - Commercial Paper View

As At Date: 2025-02-04T00:00:00

Translation Level: NONE

Instrument Name: one of Commercial Paper NEG, Commercial Paper, Short term Deposit

Entity: one of 2232 - Syensqo SA - Div Treasury

Deal Date: between 30 Dec 1899 - 31 Jan 2025

Maturity Date: between 1 Feb 2025 - 31 Dec 4712

Entity Name	Instrument Name	Deal Date	Deal No	Neg Rate Check *	Interest Rate	Currency	Face Value	Settlement Date	Counterparty Name	Interest Amount
2232 - Syensqo SA - Div Treasury	Commercial Paper	12/04/2024	959765	Pos	2,885000000000	EUR	50 000 000,00	12/11/2024	Credit Agricole Paris	738 235,44
2232 - Syensqo SA - Div Treasury	Commercial Paper	01/22/2025	974210	Pos	2,870000000000	EUR	75 000 000,00	01/24/2025	BNP Paribas Brussels	909 624,01
2232 - Syensqo SA - Div Treasury	Commercial Paper	01/22/2025	974211	Pos	2,770000000000	EUR	75 000 000,00	01/24/2025	BNP Paribas Brussels	1 187 015,31
2232 - Syensqo SA - Div Treasury	Short term Deposit	01/30/2025	976183	Pos	3,050000000000	EUR	80 000 000,00	01/30/2025	Credit Agricole Paris	27 111,11
							280 000 000,00			

Account number	5030000000	Time deposits
Company code	2232	SYENSO SA TREASURY
Business area	8590	CBS Non Function Costs
Fiscal year	2025	
All documents in currency	*	Display currency
		EUR

Period	Debit	Credit	Balance	Cumulative balance
Balance Carry				102.349.785,93
1	975.107.373,74	997.457.159,67	22.349.785,93-	80.000.000,00

Account number	5113000000	Fin instit-ST
Company code	2232	SYENSO SA TREASURY
Business area	*	
Fiscal year	2025	
All documents in currency	*	Display currency
		EUR

Period	Debit	Credit	Balance	Cumulative balance
Balance Carry				50.000.000,00-
1	122.381,27	150.122.381,27	150.000.000,00-	200.000.000,00-

200 000 000,00
280 000 000,00
 0,00

2.6. Check if all the deals created on the month are approved

Go to Dealing FX New FX Deal

- Dealing
- Pricing
- Reporting
- Analytics
- Processing
- Cash Management
- Accounting
- Instruments
- Rates
- Rules

FOREIGN EXCHANGE
SWAPS
REQUESTS

FX
Cross Currency Swap
FX

FX Back-to-Back

FX Swap
FX REQUESTS
OTHER

Currency Option
FX Request Blotter
Deal Set

FX Request BUY
Fees

MONEY MARKET & SECURITIES
FX Request Dashboard
Letter of Credit

Money Market
FX Request SELL

RCF Facility Fees

FX ORDERS

Securities
COMMERCIAL PAPERS
FX Order BUY

Commercial Papers
FX Order SELL

Commercial Papers NEG
FX Orders Blotter

CP Dashboard

FIS Treasury and Risk Manager – Quantum Edition — PRODUCTION ENVIRONMENT

PT63044150

FX DEAL

New FX Deal

New Save [Grid Icon] 1

Open - Detailed fields - Configure 1-20 of 1305

All Deleted Matured Open 0231 & 0001 - all deals All - Detailed fields - Po2 Split All deals performed in Brazil 2020 APAC Outstanding List CFH Settlement deals for reporting CFH Settlement deals for reporting (BR) China Go-Live External FX deals filling a Request FX Committee July, 2021 - Execution follow-up List of deals for manual hedge allocation creation Matured (Detailed) Mirroring Report NDFs to be settled NDFs to be settled - Latam **Open - Detailed fields 2** Open - Detailed fields - Hedge Allocation Open - Detailed fields - Solvay China

	Instrument Type	Buy Amount	Sell Amount	Buy Currency	Sell Currency	Contract Rate	Deal Ticket	Strategy	Spot Rate	Approval Status 1	Approval Status 2
Treasury	FX Spot	533,335.33	890,510.00	EUR	AUD	1.66970000	1729870648	Trade WC	1.66970000	Approved	Approved
Treasury	FX Spot	2,306,749.61	1,909,758.00	EUR	GBP	0.82790000	1729877289	Trade WC	0.82790000	Approved	Approved
Treasury	FX Spot	607,575.36	857,222.00	EUR	SGD	1.41089000	1729878274	Trade WC	1.41089000	Approved	Approved
Treasury	FX Swap	4,142,000.00	5,000,000.00	GBP	EUR	0.82840000	1729928346	Trade debt	0.82840000	Approved	Approved
Treasury	FX Swap	5,000,000.00	4,148,164.00	EUR	GBP	0.82963280	1729928346	Trade debt	0.82840000	Approved	Approved
Treasury	FX Spot	355,411.01	366,887.23	EUR	USD	1.03229000	1730269054	Trade WC	1.03229000	Approved	Approved
Treasury	FX Spot	366,887.23	355,411.01	USD	EUR	1.03229000	1730269054	Trade WC	1.03229000	Approved	Approved
Treasury	FX Swap	114,326.20	10,000.00	SEK	EUR	11.43262000	1730266917	Trade debt	11.43262000	Approved	Approved
Treasury	FX Swap	10,000.00	114,276.02	EUR	SEK	11.42760220	1730266917	Trade debt	11.43262000	Approved	Approved
ES B.V.	FX Spot	355,411.01	366,887.23	EUR	USD	1.03229000	1730269054	Trade WC	1.03229000	Approved	Approved
Treasury	FX Spot	3,384,635.49	175,005.20	ZAR	EUR	19.34020000	1730282125	Trade WC	19.34020000	Approved	Approved
Treasury	FX Spot	175,005.20	3,384,635.49	EUR	ZAR	19.34019955	1730282125	Trade WC	19.34019955	Approved	Approved
ons S.N.C.	FX Spot	3,384,635.49	175,005.20	ZAR	EUR	19.34019955	1730282125	Trade WC	19.34019955	Approved	Approved
Treasury	FX Spot	1,220.93	1,471.98	GBP	EUR	0.82944741		Trade WC	0.82944741	Approved	Approved
al Holdings	FX Spot	1,471.98	1,220.93	EUR	GBP	0.82944741		Trade WC	0.82944741	Approved	Approved
Treasury	FX Spot	6,397,293.16	5,142,766.66	USD	GBP	0.80389729	1730339963	Trade WC	0.80389729	Approved	Approved
Treasury	FX Spot	5,142,766.66	6,397,293.16	GBP	USD	0.80389729	1730339963	Trade WC	0.80389729	Approved	Approved
RED MATERIALS LIM	FX Spot	6,397,293.16	5,142,766.66	USD	GBP	0.80389729	1730339963	Trade WC	0.80389729	Approved	Approved

Confirm if the filters are correct in Configure Filters:

FIS Treasury and Risk Manager – Quantum Edition — PRODUCTION ENVIRONMENT

PT63044150

FX DEAL

New FX Deal

New Save [Grid Icon] [Menu Icon]

Open - Detailed fields - Configure 1-20 of 1305

Configure Save Apply X

Layout Filters Columns Colors Properties

In Use Yes Current Maturity Date greater than Start of Last Month Deal Date Start of Last Month End of Last Month Input Date Time not greater than Instrument Type not one of - Entity one of - Counterparty one of - Sell Currency one of - Add Filter

3. Sort by Approval Status 1 and Approval Status 2:

FIS Treasury and Risk Manager – Quantum Edition — PRODUCTION ENVIRONMENT

PT63044150

FX DEAL

New FX Deal

New Save [Grid Icon] [Menu Icon]

Open - Detailed fields - Configure 1-20 of 1305

Deal Date	Current Maturity Date	Dealer	Entity	Instrument Type	Buy Amount	Sell Amount	Buy Currency	Sell Currency	PAGE 1	APPROVAL STATUS 1 Approved	Spot Rate	Approval Status 1	Approval Status 2	
2 Jan 2025	6 Jan 2025	SVC	2232 - Svensqa SA - Div Treasury	FX Spot	533,335.33	890,510.00	EUR	AUD	1.66970000	1729870648	Trade WC	1.66970000	Approved	Approved

FIS Treasury and Risk Manager – Quantum Edition — PRODUCTION ENVIRONMENT

PT63044150

FX DEAL

New FX Deal

Open - Detailed fields

Deal Date	Current Maturity Date	Dealer	Entity	Instrument Type	Buy Amount	Sell Amount	Buy Currency	Sell Currency	Spot Rate	Approval Status 1	Approval Status 2
2 Jan 2025	6 Jan 2025	SVC	2232 - Syensqo SA - Div Treasury	FX Spot	533,335.33	890,510.00	EUR	AUD	1.66970000	Approved	Approved

If there is any deal not approved contact treasury.fo@syensqo.com and TSU Operations.

2.7. Check day by day if there is no matured deal pending (NDFs and Spots)

2.7.1. Check day by day if there is no matured Spot deal pending

Go to Accounting Position FX EOD

Maturity date : Less than "First day of the next month"

Preview

ex: April/2022 closure , select 01.05.2022 and

POSITION — QUERY

FX EOD

Preview Update

Filters

As At Date: Today | Position Date: Today | Transaction Type: FX Deals | Current Maturity Date: 01.05.2022 | Entity: | Deal No: | Instrument: FX NDF

Options (advanced options)

Update General Ledger For: Standard deals | As at end of day | Include bank account balances

Hedge relationship deals | All deals

VIEW: Default | Position | Configure | no items | Search

If there is any deal pending , you need to perform the Daily Task for that deal.

2.7.2. Check day by day if there is no matured NDF deal pending (note that the check is done during daily tasks so at this point is done just for the last day of the month)

Go to Accounting Position FX EOD - NDFs

Maturity date : Less than "First day of the next month"

POSITION — QUERY
FX EOD - NDFs [Configure](#)

Preview Update [Grid Icon] [Menu Icon]

Filters

AS AT Date: Today [Menu Icon] Position Date: Today [Menu Icon] Transaction Type: FX Deals [Menu Icon] Current Maturity Date: 01.05.2022 [Menu Icon] Entity: [Menu Icon] Fix Rate: 0 greater than...

Instrument: one of - FX NDF [Menu Icon]

Options (advanced options)

Update General Ledger For: As at end of day Include bank account balances

Standard deals Hedge relationship deals All deals

VIEW: **Default with Rate Fix details** [Position] [Configure] no items Search [Menu Icon]

If there is any deal pending , you need to perform the Daily Task for that deal.

2.8. Check day by day if there is no matured NDF deal pending to split

This check is done during daily tasks so at this point is done just for the last day of the month

Go to Analytics Queries MVI MVI FX NDF (Real)

Search [Input Field]

- Dealing
- Pricing
- Reporting
- Analytics**
- Processing
- Cash Management
- Accounting

ANALYSIS

- Queries
- Deal Analyze

INCREMENTAL LIMIT CHECK

- Query Filter Overrides

DEFINITIONS

- Assumptions
- Columns
- Filters
- Balances
- Mapping Profile
- Time Profile
- Limits
- Alerts

SECURITY

- Query Security

FX BS EXPOSURE CHECK

- Run Check

QUERIES — FOLDER **ANALYTICS**

Contents [New](#) [Menu Icon]

Folder Contents [Add...](#) [Run](#) 9 items [Down Arrow] [Search](#)

Name	Sub Type
Cash Management	Folder
Cash Management group	Folder
Control reports	Folder
FX Management	Folder
Market Data Reports	Folder
MVI	Folder
Solvay Playground	Folder
Technical	Folder
WIP	Folder

QUERIES — FOLDER **ANALYTICS**

MVI

New Save

Name: MVI Comments:

Folder Contents Add... Run 3 items Search

Name	Sub Type
MVI FX (Real)	Position
MVI FX (Unreal)	Position
MVI FX NDF (Real)	Position

and Run the report with the Position date = Fixing rate (day by day)

with the view - SOL_Analytics_MVIFX_Reclass

POSITION — QUERY **ANALYTICS**

MVI FX NDF (Real)

Previous Runs... Configure Run Query

Reference Dates

Position Date: 15.04.2022 Start Date: Today End Date: Today As At Date: Today Nett Date: Today Location:

VIEW **SOL_Analytics_MVIFX_Reclass**

The report will be shown when the query is run or an existing report is selected.

If there are some pending deal , proceed accordingly the Daily Tasks.

2.9. Check if in Quantum there is no suspense Accounts (ZZZ) (monthly)

Check if there are no deal using the ZZZ account.

If you have any deal with ZZZ account analyze and please contact treasury.fo@syensqo.com, the CAM of the company at stake and TSU Accounting and Reporting manager + TSU Accounting Expert (CAM IHB) to know why using this account and correct.

Reporting General Ledger transaction Suspense Accounts View Account Report (ZZZ)

- Dealing
- Pricing
- Reporting
- Analytics
- Processing
- Cash Management
- Accounting
- Instruments
- Rates
- Order

FRONT OFFICE Cost of Funds Deal Revaluation Transactions by Action Transactions by Deal FX Exposure - APAC FX Exposure - IHB FX Exposure - LATAM FX Exposure - QT MtM - Brazil NDF Follow-up Schedule Sales of Receivables	ACCOUNTING Accruals Position Currency Translation General Ledger Account Sets Hedge Accounting General Ledger Transactions	SYSTEM Audit Deal Audit Deal Search Logons Message Log CPARTY LIMIT Cparty Limit Cparty Limit APAC Cparty Limit China Cparty Limit IHB
--	---	--

You can select two months to check

GENERAL LEDGER TRANSACTIONS — QUERY

Suspense Accounts

Run Query
⌵
⌵

Filters

As At Date: Reporting Period: - Deal No:

Options (advanced options)

Include opening balances

Show zero balances

VIEW

Account Report (ZZZZ) ▼ Configure no items Search

The report will be shown when the query is run or an existing report is selected.

2.10. Check Rates in Quantum (Last day of month)

FX Rate


All Rates (by last date)

Rate FX Rate

FIS Quantum — PRODUCTION ENVIRONMENT

FX RATE

New FX Rate

New Save 

All - Configure 1-20 of 136412


Currency	Rate Type	Rates Date
AED	Fixing	20 May 2020
AED	Fixing	19 May 2020
AED	Fixing	18 May 2020
AED	Fixing	15 May 2020
AED	Fixing	14 May 2020

Select currencies and the last day of the month

FIS Quantum — PRODUCTION ENVIRONMENT

FX RATE

USD – Fixing EUR – 04/30/2020

New Save 


All - Configure 1-20 of 37

Currency	Rate Type	Rates Date
USD	Fixing EUR	30 Apr 2020
USD	FX Monthly Average	30 Apr 2020
USD	FX Year To Date	30 Apr 2020

FIS Quantum — PRODUCTION ENVIRONMENT

FX RATE

USD – Fixing EUR – 04/30/2020

New Save 

Rate Type: Fixing EUR
 Currency: USD
 Date: 04/30/2020
 Input Date: 04/30/2020

Spot Rate

Bid & Offer:
 Spot Date:
 Spot Days:
 High:
 Low:
 Close:

Forward Points no items

Rate Interval	Bid Input	Offer Input	Bid	Offer Date	Days	High	Low	Close
---------------	-----------	-------------	-----	------------	------	------	-----	-------

SAP ZRATE

ZRATE: Conversion and exchange rate

E->\$ Historical Graph Conversion Factors

Date: 30.04.2020
 From currency (foreign c.): USD
 To currency (local c.): EUR
 Exchange rate type (M, EURO..): M

1,00 USD

Result (on the current system)

Exchange Rate	1 USD =	/108,68500	·	100 EUR
Convert the amount	1,00 USD =			0,92 EUR

2.11. Generate Position

Go to Accounting Position

Select MVI FX Uptade option

FIS Quantum — PRODUCTION ENVIRONMENT

POSITION — QUERY

Position — Default

Filters

As At Date: Today

Position Date: Today

Options (advanced options)

Update General Ledger For

- Standard deals
- Hedge relationship deals
- All deals

VIEW

Default

The report will be shown when the query is

Select Query or Run

Search

All Queries 10 items

Query	Last Run	Comment
Default		System Default
FX EOD_APAC		
<input type="checkbox"/> DEAL NO	a year ago	
<input type="checkbox"/> Position MTM	22 days ago	
<input checked="" type="checkbox"/> MVI FX Update	22 days ago	
FX EOD - NDFs		
FX EOD_LAM		
FX EOD_EMEA Affiliates		
FX EOD_EMEA		
<input type="checkbox"/> FX EOD	19 hours ago	

As At Date: today

Position Date: Last day of the closure date

FIS Quantum — PRODUCTION ENVIRONMENT PT300105

POSITION — QUERY

MVI FX Update Configure

Preview Update ⌵ ☰

Filters

As At Date: Today | Position Date: 05/31/2022 | Deal No: one of - | Transaction Type: FX Deals | Entity: one of -

Options (advanced options)

Update General Ledger For

- Standard deals
- Hedge relationship deals
- All deals

As at end of day

Include bank account balances



Click on icon and select Save

MVI FX Update Should be 0 (PREVIEW) and (Save date)

Should be zero because all settlements have been done with the daily settlement process and with the final check above.

FIS Quantum — PRODUCTION ENVIRONMENT 8 PT300200

POSITION — QUERY

MVI FX Update Configure

Messages... New Run... Update ⌵ ☰

AS AT DATE: 4 May 2020 | POSITION DATE: 30 Apr 2020 | TRANSLATION LEVEL: NONE | TRANSACTION TYPE ONE OF: FX Deals

AS AT END OF DAY

VIEW: **Default** | Position | Configure no items Search

Deal No	Transaction Type	Currency	Pay Or Receive	Face Value	Maturity Date	Adjusted Book Value	Book Value	Market Value	Interest Rate	Revaluation Method	G/L Profit/Loss Amount
---------	------------------	----------	----------------	------------	---------------	---------------------	------------	--------------	---------------	--------------------	------------------------

If any deal appear, it must be analyzed if all daily tasks were correctly performed during the month and if not, complete.

In case of a different issue, FO Treasury Team should be contacted in order to understand if any change occurred.

After the necessary correction performed rerun the MVI FX Update and after check again if the output is zero the process can continue.

2.12. Generate Position Job

Utility Scheduled Jobs

Select MVI FX UPDATE Job

Scheduled Jobs Run... 3 items Search

Last Result	Name	Area	Group	Description	Last Run	Next Run
Success	Accounting - GL interface generation	Accounting	Syensqo jobs - User - Accounting	Qt to SAP Accounting interface	31 Oct 2024	
In Progress	Accounting - MVI: FX Update	Accounting	Syensqo jobs - User - Accounting		4 Nov 2024	
Success	Report: Spotforward control list	Accounting	Syensqo jobs - User - Accounting	EMIR open deals EOM	4 Nov 2024	5 Nov 2024

Run

Scheduled Jobs							Run...	3 items	Search	
Last Result	Name	Area	Group	Description	Last Run	Next Run				
Success	Accounting - GL interface generation	Accounting	Syensqo jobs - User - Accounting	Qt to SAP Accounting interface	31 Oct 2024					
Success	Accounting - MVI: FX Update	Accounting	Syensqo jobs - User - Accounting		4 Nov 2024					
Success	Report: Spot/forward control list	Accounting	Syensqo jobs - User - Accounting	EMIR open deals EOM	4 Nov 2024	5 Nov 2024				

After run, confirm if the job is "success".

2.13. Post MtM - Generate Position

Calculate the Revaluation for the open deals.

Accounting Position

Position MtM

Maturity Date: Last day of closure the month

The screenshot shows the FIS Quantum Production Environment interface for configuring a Position MTM query. The header includes the FIS logo and 'Quantum - PRODUCTION ENVIRONMENT'. The main title is 'Position MTM Configure'. There are 'Preview' and 'Update' buttons. The 'Filters' section includes fields for 'As At Date' (Today), 'Position Date' (04/30/2020), 'Entity', 'Deal No', and 'Maturity date' (04/30/2020, greater than...). The 'Options (advanced options)' section includes 'Update General Ledger For' (Standard deals, Hedge relationship deals, All deals) and checkboxes for 'As at end of day' (checked) and 'Include bank account balances'. The 'VIEW' section shows 'Accounting' and 'Position Configure' buttons. A 'no items' message and a 'Search' button are at the bottom right.



Click on icon and select Save

Update

Position MTM Configure

AS AT DATE POSITION DATE TRANSLATION LEVEL MATURITY DATE GREATER THAN
2 May 2022 **30 Apr 2022** **NONE** **30 Apr 2022**

AS AT END OF DAY

Example for one deal:

Before the run:

FX DEAL
FX Deal 1049895

New
Save
⌵
⌵

<small>Deal Number</small> 1049895	<small>Ticket Number</small> 2027555837	<small>UTI</small> 	<small>Instrument</small> FX Spot	<small>Deal Type</small> Deal	Pricing 11004212
---------------------------------------	--	------------------------	--------------------------------------	----------------------------------	------------------

Deal Details
Other Details
Deal Map
Cash Flows
G/L Entries
Analysis Codes
Quotes

Include reversals
 Include revaluations
 Include accruals
 Include currency translation
 Include journals

G/Ls
All
Configure
12 items ⌵ Search ⌵

Date	G/L Owner	Account Code	CCY	Debit Or Credit	Amount	Account Name	Comments	Linked Deal Number
29 Sep 2025	2232L - Syensqo SA - Div Treasury	O246112060	EUR	Dr	853,242.32	A46112 - CTR- FX Spot -Operational	BUY AMOUNT	
29 Sep 2025	2232L - Syensqo SA - Div Treasury	O546112060	EUR	Cr	853,242.32	A46112 - FX Position- FX Spot -Operational	BUY AMOUNT	
29 Sep 2025	2232L - Syensqo SA - Div Treasury	O546112060	USD	Dr	1,000,000.00	A46112 - FX Position- FX Spot -Operational	SELL AMOUNT	
29 Sep 2025	2232L - Syensqo SA - Div Treasury	O246912060	USD	Cr	1,000,000.00	L46912 - CTD- FX Spot -Operational	SELL AMOUNT	
1 Oct 2025	2232L - Syensqo SA - Div Treasury	50501EUR70	EUR	Dr	853,242.32	A51100/L - Fortis Bank Brussels (EUR) Treasury	BUY AMOUNT	
1 Oct 2025	2232L - Syensqo SA - Div Treasury	O546112060	EUR	Dr	853,242.32	A46112 - FX Position- FX Spot -Operational	BUY AMOUNT	
1 Oct 2025	2232L - Syensqo SA - Div Treasury	5461120600	EUR	Cr	853,242.32	A46112 - FX position - Operational - FX Spot	BUY AMOUNT	
1 Oct 2025	2232L - Syensqo SA - Div Treasury	O246112060	EUR	Cr	853,242.32	A46112 - CTR- FX Spot -Operational	BUY AMOUNT	
1 Oct 2025	2232L - Syensqo SA - Div Treasury	5461120600	USD	Dr	1,000,000.00	A46112 - FX position - Operational - FX Spot	SELL AMOUNT	
1 Oct 2025	2232L - Syensqo SA - Div Treasury	O246912060	USD	Dr	1,000,000.00	L46912 - CTD- FX Spot -Operational	SELL AMOUNT	
1 Oct 2025	2232L - Syensqo SA - Div Treasury	50501USD70	USD	Cr	1,000,000.00	A51100/L - Fortis Bank Brussels (USD) Treasury	SELL AMOUNT	
1 Oct 2025	2232L - Syensqo SA - Div Treasury	O546112060	USD	Cr	1,000,000.00	A46112 - FX Position- FX Spot -Operational	SELL AMOUNT	

After the Position MTM run:

FX DEAL

FX Deal 1049895

New Save  


Pricing 11004212

Deal Number: 1049895 Ticket Number: 2027555837 UTI: Instrument: FX Spot Deal Type: Deal

Deal Details Other Details Deal Map Cash Flows **G/L Entries** Analysis Codes Quotes

Include reversals Include revaluations Include accruals Include currency translation Include journals

G/L'S

All  Configure

14 items 

Search 

Date	G/L Owner	Account Code	CCY	Debit Or Credit	Amount	Account Name	Comments	Linked Deal Number
29 Sep 2025	2232L - Syensqo SA - Div Treasury	O246112060	EUR	Dr	853,242.32	A46112 - CTR- FX Spot -Operational	BUY AMOUNT	
29 Sep 2025	2232L - Syensqo SA - Div Treasury	O546112060	EUR	Cr	853,242.32	A46112 - FX Position- FX Spot -Operational	BUY AMOUNT	
29 Sep 2025	2232L - Syensqo SA - Div Treasury	O546112060	USD	Dr	1,000,000.00	A46112 - FX Position- FX Spot -Operational	SELL AMOUNT	
29 Sep 2025	2232L - Syensqo SA - Div Treasury	O246912060	USD	Cr	1,000,000.00	L46912 - CTD- FX Spot -Operational	SELL AMOUNT	
30 Sep 2025	2232L - Syensqo SA - Div Treasury	2461120600	EUR	Dr	1,707.43	A46112 - Fin Instr.Operational ST - Trading - Debit-FX Spot	Reval 30-Sep-2025	
30 Sep 2025	2232L - Syensqo SA - Div Treasury	7550006000	EUR	Cr	1,707.43	R53850 - Financial FX results (UnReal.)-FX Spot	Reval 30-Sep-2025	
1 Oct 2025	2232L - Syensqo SA - Div Treasury	50501EUR70	EUR	Dr	853,242.32	A51100/L - Fortis Bank Brussels (EUR) Treasury	BUY AMOUNT	
1 Oct 2025	2232L - Syensqo SA - Div Treasury	O546112060	EUR	Dr	853,242.32	A46112 - FX Position- FX Spot -Operational	BUY AMOUNT	
1 Oct 2025	2232L - Syensqo SA - Div Treasury	5461120600	EUR	Cr	853,242.32	A46112 - FX position - Operational - FX Spot	BUY AMOUNT	
1 Oct 2025	2232L - Syensqo SA - Div Treasury	O246112060	EUR	Cr	853,242.32	A46112 - CTR- FX Spot -Operational	BUY AMOUNT	
1 Oct 2025	2232L - Syensqo SA - Div Treasury	5461120600	USD	Dr	1,000,000.00	A46112 - FX position - Operational - FX Spot	SELL AMOUNT	
1 Oct 2025	2232L - Syensqo SA - Div Treasury	O246912060	USD	Dr	1,000,000.00	L46912 - CTD- FX Spot -Operational	SELL AMOUNT	
1 Oct 2025	2232L - Syensqo SA - Div Treasury	50501USD70	USD	Cr	1,000,000.00	A51100/L - Fortis Bank Brussels (USD) Treasury	SELL AMOUNT	
1 Oct 2025	2232L - Syensqo SA - Div Treasury	O546112060	USD	Cr	1,000,000.00	A46112 - FX Position- FX Spot -Operational	SELL AMOUNT	

For Spot's, the revaluation is directly impacting P&L account.

FX DEAL

FX Deal 1050263

New Save  


Pricing 11007332

Deal Number: 1050263 Ticket Number: 2029562479 UTI: Instrument: FX NDF Deal Type: Deal

Deal Details Other Details Deal Map Cash Flows **G/L Entries** Analysis Codes Quotes

Include reversals Include revaluations Include accruals Include currency translation Include journals

G/L'S

All  Configure

10 items 

Search 

Date	G/L Owner	Account Code	CCY	Debit Or Credit	Amount	Account Name	Comments	Linked Deal Number
30 Sep 2025	6409L - QUIMICOS E SOLUCOES SUSTENTAVE	O546112062	BRL	Dr	46,655,000.00	A46112 - FX Position- FX NDF -Operational	SELL AMOUNT	
30 Sep 2025	6409L - QUIMICOS E SOLUCOES SUSTENTAVE	O246912062	BRL	Cr	46,655,000.00	L46912 - CTD- FX NDF -Operational	SELL AMOUNT	
30 Sep 2025	6409L - QUIMICOS E SOLUCOES SUSTENTAVE	5080062001	BRL	Dr	61,384.52	A51100 - MIM Split by Instrument-FX NDF	Reval 30-Sep-2025	
30 Sep 2025	6409L - QUIMICOS E SOLUCOES SUSTENTAVE	2469120620	BRL	Cr	61,384.52	L46912 - Fin Instr.Operational ST - Trading - Credit-FX NDF	Reval 30-Sep-2025	
30 Sep 2025	6409L - QUIMICOS E SOLUCOES SUSTENTAVE	O246112062	USD	Dr	8,600,000.00	A46112 - CTR- FX NDF -Operational	BUY AMOUNT	
30 Sep 2025	6409L - QUIMICOS E SOLUCOES SUSTENTAVE	O546112062	USD	Cr	8,600,000.00	A46112 - FX Position- FX NDF -Operational	BUY AMOUNT	
22 Dec 2025	6409L - QUIMICOS E SOLUCOES SUSTENTAVE	O246912062	BRL	Dr	46,655,000.00	L46912 - CTD- FX NDF -Operational	SELL AMOUNT	
22 Dec 2025	6409L - QUIMICOS E SOLUCOES SUSTENTAVE	O546112062	BRL	Cr	46,655,000.00	A46112 - FX Position- FX NDF -Operational	SELL AMOUNT	
22 Dec 2025	6409L - QUIMICOS E SOLUCOES SUSTENTAVE	O546112062	USD	Dr	8,600,000.00	A46112 - FX Position- FX NDF -Operational	BUY AMOUNT	
22 Dec 2025	6409L - QUIMICOS E SOLUCOES SUSTENTAVE	O246112062	USD	Cr	8,600,000.00	A46112 - CTR- FX NDF -Operational	BUY AMOUNT	

For other instruments, the Revaluation is posted in a transitory account (508*) that will be split. This is due to the Forward Points that are charged for these type of instruments (Forwards, NDFs and Swaps).

In this step, the revaluation is automatically reversed on the first day of the following month.

FX DEAL

FX Deal 1050263

New Save [Grid Icon] [Menu Icon]

Deal Number: 1050263 Ticket Number: 2029562479 UTI: Instrument: FX NDF Deal Type: Deal Deal Pricing: 11007332

Deal Details Other Details Deal Map Cash Flows **G/L Entries** Analysis Codes Quotes

Include reversals Include revaluations Include accruals Include currency translation Include journals

G/L S All Configure 18 items Search [Menu Icon]

Date	G/L Owner	Account Code	CCY	Debit Or Credit	Amount	Account Name	Comments	Linked Deal Number
30 Sep 2025	6409L - QUIMICOS E SOLUCOES SUSTENTAVE	0546112062	BRL	Dr	46,655,000.00	A46112 - FX Position- FX NDF -Operational	SELL AMOUNT	
30 Sep 2025	6409L - QUIMICOS E SOLUCOES SUSTENTAVE	0246912062	BRL	Cr	46,655,000.00	L46912 - CTD- FX NDF -Operational	SELL AMOUNT	
30 Sep 2025	6409L - QUIMICOS E SOLUCOES SUSTENTAVE	5080062001	BRL	Dr	61,384.52	A51100 - MIM Split by Instrument-FX NDF	Reval 30-Sep-2025	
30 Sep 2025	6409L - QUIMICOS E SOLUCOES SUSTENTAVE	2469120620	BRL	Cr	61,384.52	L46912 - Fin Instr.Operational ST - Trading - Credit-FX NDF	Reval 30-Sep-2025	
30 Sep 2025	6409L - QUIMICOS E SOLUCOES SUSTENTAVE	6505006200	BRL	Dr	51,903.88	R53850 - Charge deriv. Instr. (Non cash)-FX NDF	MTM Unrealized Delta	1051073
30 Sep 2025	6409L - QUIMICOS E SOLUCOES SUSTENTAVE	5080062001	BRL	Cr	51,903.88	A51100 - MIM Split by Instrument-FX NDF	MTM Unrealized Delta (Transit)	1051073
30 Sep 2025	6409L - QUIMICOS E SOLUCOES SUSTENTAVE	6550006200	BRL	Dr	9,480.64	R53850 - Financial FX results (Unrealized)-FX NDF	MTM Unrealized Spot	1051073
30 Sep 2025	6409L - QUIMICOS E SOLUCOES SUSTENTAVE	5080062001	BRL	Cr	9,480.64	A51100 - MIM Split by Instrument-FX NDF	MTM Unrealized Spot (Transit)	1051073
30 Sep 2025	6409L - QUIMICOS E SOLUCOES SUSTENTAVE	0246112062	USD	Dr	8,600,000.00	A46112 - CTR- FX NDF -Operational	BUY AMOUNT	
30 Sep 2025	6409L - QUIMICOS E SOLUCOES SUSTENTAVE	0546112062	USD	Cr	8,600,000.00	A46112 - FX Position- FX NDF -Operational	BUY AMOUNT	
1 Oct 2025	6409L - QUIMICOS E SOLUCOES SUSTENTAVE	5080062001	BRL	Dr	51,903.88	A51100 - MIM Split by Instrument-FX NDF	AUTO REVERSAL	1051073
1 Oct 2025	6409L - QUIMICOS E SOLUCOES SUSTENTAVE	6505006200	BRL	Cr	51,903.88	R53850 - Charge deriv. Instr. (Non cash)-FX NDF	AUTO REVERSAL	1051073
1 Oct 2025	6409L - QUIMICOS E SOLUCOES SUSTENTAVE	5080062001	BRL	Dr	9,480.64	A51100 - MIM Split by Instrument-FX NDF	AUTO REVERSAL	1051073
1 Oct 2025	6409L - QUIMICOS E SOLUCOES SUSTENTAVE	6550006200	BRL	Cr	9,480.64	R53850 - Financial FX results (Unrealized)-FX NDF	AUTO REVERSAL	1051073

2.14. Generate MVI FX Update

Analytics Queries MVI

Select MVI FX (Unreal)

Position Date: Last day of the month

Start Date: Last day of the month

End Date: Last day of the month

As At Date: today

FIS Quantum — PRODUCTION ENVIRONMENT

MVI > MVI FX (Unreal)

POSITION — QUERY ANALYTICS

MVI FX (Unreal)

Previous Runs... Configure Run Query [Menu Icon]

Reference Dates

Position Date: 04/30/2020 Start Date: 04/30/2020 End Date: 04/30/2020 As At Date: Today Netf Date: Today Location:

VIEW

Reclassification Details - Configure

A A A no items [Menu Icon]

The report will be shown when the query is run or an existing report is selected.

⚠ PAY ATTENTION ON THE FILTERS

Go to Configure

The screenshot shows the FIS Quantum PRODUCTION ENVIRONMENT interface. The breadcrumb trail is MVI > MVI FX (Unreal). The main title is MVI FX (Unreal) with a 'Configure' button. The 'Configure Query' section has tabs for Defaults, Properties, Assumptions, Columns, and Filters. Under the 'Filters' tab, there are two sections: 'Match Any' and 'Match All'. The 'Match All' section contains the following filters:

- Deal Maturity Date *not equal to* Query Position Date
- Deal Ticket Number *not one of*
- Deal Transaction Type *equal to* Foreign Exchange
- Deal Deal Date *equal to*
- Deal Deal No *one of*
- Deal Entity *one of*
- Deal Instrument *one of* FX Spot, FX Forward, FX Swap Fwd-Fwd, FX NDF, FX Swap

At the bottom, the 'VIEW' section shows 'Reclassification Details' with 'no items' and a 'Configure' button. A note states: 'The report will be shown when the query is run or an existing report is selected.'

Click on tab Filters and confirm that the selections are similar to the ones in the print

Click **Save**

2.15. Generate Position Job

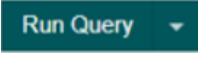
Accounting MTM Split Unrealized



Select position date Last day of the month

View Processing View



and  the screen with the deals will appears

Quantum — PRODUCTION ENVIRONMENT

MTM SPLIT UNREALIZED — QUERY


MTM Split Unrealized — Default

6 minutes ago [Configure](#) Run Query

POSITION DATE
31 Dec 2022

VIEW
Processing View [Configure](#) Generate GL entries! 1-20 of 1264

PositionDate	TransitCoA	SpotCoA	DeltaCoA	AccountingRule	Net Delta Functional Currency	Net Spot To Spot In Functional Currency	AutoReversal	Counterparty	Currency Code	Dealno	Entity	Ro Plac
<input type="checkbox"/>	31 Dec 2022	5080061003	3031300610	3031300611	Unrealized	95,078.1	-824,027.64	True	BNP Paribas Shanghai	CNY	467271 7728 - Solvay (China) Co Ltd Shanghai	CNY
<input type="checkbox"/>	31 Dec 2022	5080061003	3031300610	3031300611	Unrealized	124,264.13	-824,171.37	True	Citibank Shanghai	CNY	467277 7728 - Solvay (China) Co Ltd Shanghai	CNY
<input type="checkbox"/>	31 Dec 2022	5080061003	3031300610	3031300611	Unrealized	145,720.52	-824,171.37	True	Citibank Shanghai	CNY	467278 7728 - Solvay (China) Co Ltd Shanghai	CNY

Select the  and all the deals are selected.

It is possible to select one by one.

Quantum — PRODUCTION ENVIRONMENT

MTM SPLIT UNREALIZED — QUERY

MTM Split Unrealized — Default

3 minutes ago [Configure](#) Run Query

POSITION DATE
31 Dec 2022

VIEW
Processing View [Configure](#) Generate GL entries! 1-20 of 1264

PositionDate	TransitCoA	SpotCoA	DeltaCoA	AccountingRule	Net Delta Functional Currency	Net Spot To Spot In Functional Currency	AutoReversal	Counterparty	Currency Code	Dealno	Entity	Ro Plac
<input checked="" type="checkbox"/>	31 Dec 2022	5080061003	3031300610	3031300611	Unrealized	95,078.1	-824,027.64	True	BNP Paribas Shanghai	CNY	467271 7728 - Solvay (China) Co Ltd Shanghai	CNY
<input checked="" type="checkbox"/>	31 Dec 2022	5080061003	3031300610	3031300611	Unrealized	124,264.13	-824,171.37	True	Citibank Shanghai	CNY	467277 7728 - Solvay (China) Co Ltd Shanghai	CNY
<input checked="" type="checkbox"/>	31 Dec 2022	5080061003	3031300610	3031300611	Unrealized	145,720.52	-824,171.37	True	Citibank Shanghai	CNY	467278 7728 - Solvay (China) Co Ltd Shanghai	CNY

After select Generate GL entries! and the postings will be done in Quantum.

This message will appear

Generate GL entries! 1060 items were processed (0 errors detected).

If there is any error is need to investigate the reason.

Run the query again no information appear:

MTM SPLIT UNREALIZED — QUERY

MTM Split Unrealized — Default

3 minutes ago [Configure](#)

[Run Query](#)

POSITION DATE
31 Dec 2022

VIEW
Processing View [Configure](#)

[Generate GL entries!](#) no items [Search](#)

PositionDate	TransitCoA	SpotCoA	DeltaCoA	AccountingRule	Net Delta In Functional Currency	Net Spot To Spot In Functional Currency	AutoReversal	Counterparty	Currency Code	Dealno	Entity	FuncCCY	Round Places - Amounts	Rptno
--------------	------------	---------	----------	----------------	----------------------------------	---	--------------	--------------	---------------	--------	--------	---------	------------------------	-------

2.16. Check Split

Reporting G/L Transaction

Interco Check of MTM Accounts in the Month (INTERCO)

FIS Treasury and Risk Manager – Quantum Edition — PRODUCTION ENVIRONMENT

GENERAL LEDGER TRANSACTIONS — QUERY

INTERCO

[Configure](#)

[Run Query](#)

Filters

As At Date: Today
Reporting Period: Start Of Year - End of Last Month
Chart of Account code: one of -
G/L Entry Type: one of -
Deal No: one of -
Entity Code: equal to -
Instrument Type: one of -
Strategy: one of -
Settlement Date: greater than -
Transaction Type: one of -

Options (advanced options)

Include opening balances
 Show zero balances

VIEW
Check of MTM Accounts in the Month (INTERCO) [Configure](#)

A A A no items

Extract the report and confirm if the amounts are balanced. Verify the rates in SAP (transaction ZRATE) to match the amounts:

General Ledger Transactions-INTERCO - Check of MTM Accounts in the Month (INTERCO)

As At Date: 2024-05-02T00:00:00
Start Date: 1899-12-30T00:00:00
End Date: 2024-04-30T00:00:00
 Include opening balances
Translation Level: NONE

Entity	Chart of Account code	Counterparty	Chart of Account description	Base Amount	Column
2232 - Syensqo SA - Div Treasury	2469120600	6232 - Solvay Cr s.r.o. Praha	L46912 - Fin Instr.Operational ST - Trading - Cr.-FX Spot	-3,43	
2232 - Syensqo SA - Div Treasury	2469120600	7794 - CYTEC INDUSTRIES B.V.	L46912 - Fin Instr.Operational ST - Trading - Cr.-FX Spot	-12,47	
6232 - Solvay Cr s.r.o. Praha	2461120600	2232 - Syensqo SA - Div Treasury	A46112 - Fin Instr.Operational ST - Trading - Debit-FX Spot	86,19	
7794 - CYTEC INDUSTRIES B.V.	2461120600	2232 - Syensqo SA - Div Treasury	A46112 - Fin Instr.Operational ST - Trading - Debit-FX Spot	12,47	

Date: 30.04.2024

From currency (foreign c.): CZK (€)

To currency (local c.): EUR

Exchange rate type (M, EURO.): M

Exchange rate: 86,19 CZK = 1 EUR

Result (on the current system)

Exchange Rate: 1 CZK = /25,14350 = 1 EUR

Convert the amount: 86,19 CZK = 3,43 EUR

2.17. Check if in Quantum there is no suspense Accounts (ZZZ)

Reporting G/L Transaction

Interco View Account Report (ZZZZ)

Start Date: Start of the year

GENERAL LEDGER TRANSACTIONS — QUERY

INTERCO 4923923 15 minutes ago [Configure](#) Run Query ⌵ ☰

AS AT DATE: 4 Nov 2024 START DATE: 1 Jan 2024 END DATE: 31 Oct 2024 TRANSLATION LEVEL: NONE

INCLUDE OPENING BALANCES

VIEW: **Account Report (ZZZZ)** [Configure](#) no items ☰

Instrument Code	Instrument Name	Strategy	Chart Of Account Code	Deal No	Chart Of Account Name	Transaction Currency	Transaction Amount	Base Amount	Base Currency	Entity	Counterparty	Transaction Type	Comment	Analytics Strategy	Maturity Default Date	Deal Date	Current Maturity Date
-----------------	-----------------	----------	-----------------------	---------	-----------------------	----------------------	--------------------	-------------	---------------	--------	--------------	------------------	---------	--------------------	-----------------------	-----------	-----------------------

Must have no deals.

2.18. Check if in Quantum there is no split Accounts (ZZZZ)

Reporting G/L Transaction

Interco View Check of TRANSIT Accounts Check

GENERAL LEDGER TRANSACTIONS — QUERY

INTERCO 4264244 an hour ago [Configure](#) Run Query ⌵ ☰

AS AT DATE: 2 May 2024 START DATE: 30 Dec 1899 END DATE: 30 Apr 2024 TRANSLATION LEVEL: NONE

INCLUDE OPENING BALANCES

VIEW: **Account Report Transit Check** [Configure](#) 1-20 of 33662 ⏪ ☰ ⏩ ☰

Instrument Code	Instrument Name	Strategy	Chart Of Account Code	Deal No	Chart Of Account Name	Transaction Currency	Transaction Amount	Base Amount	Base Currency	Entity	Counterparty	Transaction Type	Comment
NDF	FX NDF	Trade WC	5080062001	857531	A51100 - MIM Split by Instrument-FX NDF	BRL	172,784.33	172,784.33	BRL	6409	JPM BR	GL	MTM Unrealized Sp
NDF	FX NDF	Trade WC	5080062001	857531	A51100 - MIM Split by Instrument-FX NDF	BRL	-138,740.67	-138,740.67	BRL	6409	JPM BR	FX	Reval 30-Apr-2024
NDF	FX NDF	Trade WC	5080062001	857531	A51100 - MIM Split by Instrument-FX NDF	BRL	-23,702.36	-23,702.36	BRL	6409	JPM BR	GL	MTM Unrealized De

Start Date: Start of the year

AS AT DATE: 4 Nov 2024
 START DATE: 1 Jan 2024
 END DATE: 31 Oct 2024
 TRANSLATION LEVEL: NONE

INCLUDE OPENING BALANCES

VIEW

Account Report Transit Check Configure

1-20 of 10372

Instrument Code	Instrument Name	Strategy	Chart Of Account Code	Deal No	Chart Of Account Name	Transaction Currency	Transaction Amount	Base Amount	Base Currency	Entity	Counterparty	Transaction Type	Comment
NDF	FX NDF	Trade debt	5080062001	942157	A51100 - MIM Split by Instrument-FX NDF	EUR	-40,105.82	-40,105.82	EUR	2232	3919	GL	MTM Unrealized Spot (Trans
NDF	FX NDF	Trade debt	5080062001	942157	A51100 - MIM Split by Instrument-FX NDF	EUR	63,790.57	63,790.57	EUR	2232	3919	FX	Reval 31-Oct-2024
NDF	FX NDF	Trade debt	5080062001	944182	A51100 - MIM Split by Instrument-FX NDF	EUR	-8,478,598.35	-8,478,598.35	EUR	2232	7426	GL	MTM Unrealized Delta (Trans
NDF	FX NDF	Trade debt	5080062001	944182	A51100 - MIM Split by Instrument-FX NDF	EUR	8,480,318.93	8,480,318.93	EUR	2232	7426	FX	Reval 31-Oct-2024
NDF	FX NDF	Trade WC	5080062001	921868	A51100 - MIM Split by Instrument-FX NDF	BRL	-460,577.02	-460,577.02	BRL	6409	BNP BR	FX	Reval 31-Oct-2024
NDF	FX NDF	Trade WC	5080062001	940976	A51100 - MIM Split by Instrument-FX NDF	BRL	342,492.40	342,492.40	BRL	6409	BNP BR	GL	MTM Unrealized Spot (Trans
NDF	FX NDF	Trade WC	5080062001	940976	A51100 - MIM Split by Instrument-FX NDF	BRL	-77,666.98	-77,666.98	BRL	6409	BNP BR	GL	MTM Unrealized Delta (Trans
NDF	FX NDF	Trade WC	5080062001	927716	A51100 - MIM Split by Instrument-FX NDF	BRL	-63,002.45	-63,002.45	BRL	6409	BNP BR	GL	MTM Unrealized Delta (Trans
NDF	FX NDF	Trade WC	5080062001	944835	A51100 - MIM Split by Instrument-FX NDF	BRL	-21,176.90	-21,176.90	BRL	6409	BNP BR	GL	MTM Unrealized Spot (Trans
NDF	FX NDF	Trade WC	5080062001	944835	A51100 - MIM Split by Instrument-FX NDF	BRL	24,730.10	24,730.10	BRL	6409	BNP BR	FX	Reval 31-Oct-2024
NDF	FX NDF	Trade WC	5080062001	942551	A51100 - MIM Split by Instrument-FX NDF	BRL	49,402.88	49,402.88	BRL	6409	BNP BR	FX	Reval 31-Oct-2024
NDF	FX NDF	Trade WC	5080062001	942551	A51100 - MIM Split by Instrument-FX NDF	BRL	8,820.22	8,820.22	BRL	6409	BNP BR	GL	MTM Unrealized Delta (Trans
NDF	FX NDF	Trade WC	5080062001	942551	A51100 - MIM Split by Instrument-FX NDF	BRL	-58,223.10	-58,223.10	BRL	6409	BNP BR	GL	MTM Unrealized Spot (Trans
NDF	FX NDF	Trade WC	5080062001	943201	A51100 - MIM Split by Instrument-FX NDF	BRL	-9,212.70	-9,212.70	BRL	6409	BNP BR	GL	MTM Unrealized Delta (Trans
NDF	FX NDF	Trade WC	5080062001	943201	A51100 - MIM Split by Instrument-FX NDF	BRL	57,310.40	57,310.40	BRL	6409	BNP BR	FX	Reval 31-Oct-2024

Extract the report and check the transit accounts 508 *Total of accounts 508 must be zero*

2.19. Interface Quantum X SAP

Accounting GL Interface

End date: Always day 01/MM

Variants:

- AFF-PE1
- AFF-NON
- ALL COMPANIES

FIS Quantum — PRODUCTION ENVIRONMENT

GENERAL LEDGER INTERFACE — QUERY

ALL COMPANIES [Configure](#) Messages... New Run... Update

AS AT DATE: 4 May 2020 START DATE: 30 Dec 1899 **END DATE: 1 May 2020** USE ACCOUNTING PERIOD: NONE

GENERAL LEDGER OWNERS
 0003L - Solvay Participations Belgique, 0005L - Solvay Chemicals International, 0007L - Hestia SA Bruxelles, 0016L - Soviller SAS, 0062L - Solvay Vinyls Holding AG, 0125L - Solvay (Schweiz) AG Bad Zurzach, 0143L - Solvay Chemicals Finland, 0212L - ...

POSTING SOURCE: ALL INCLUDE CASH FLOWS: All MAP NAME: SAP

INCLUDE ENTRIES DATED EARLIER THAN THE START DATE USE SAME MAP FOR ALL GENERAL LEDGER OWNERS ONLY INCLUDE DEALS THAT HAVE BEEN APPROVED

VIEW: **SAP Export**

End of Search 1 of 105 100%

Main Report

H	Run time date + hour:	04052020 13:49:19	As at date:	04052020	Start date:	30121899	End date:	01052020	Interface file number:
C	Unique Identifier	Entity	GL Post Set Number	Transaction Reversed	Deal No	Trans Date	Rate Date	Value Date	Chart Of Account Code
L	000000-0000384684	0001	131712	N	87187	30042020	30042020	05052020	2461120600
L	000000-0000384685	0001	131712	N	87187	30042020	30042020	05052020	7550006000
L	000000-0000384682	0001	131711	N	87194	30042020	30042020	05052020	2461120600
L	000000-0000384683	0001	131711	N	87194	30042020	30042020	05052020	7550006000
L	000000-0000383855	0001	131365	N	87903	01052020	01052020	01052020	ZBANKSTATEMENT

Update

⚠ IMPORTANT: Do not forget to download the file and SAVE the excel file

2.20. Interface and Upload the file in SAP

2.20.1. Upload the file in SAP

Transaction: **Z8Y_AI_MAIN**

Accounting Interface for incoming data from Quantum

No input file
 Physical file path
 Move to Physical file path
 File name

Upload in database table File --> Z8Y_AI_QT_IN
 Transfer to input table Z8Y_AI_QT_IN > Z8Y_AI_QT_IN_D ZZFLYPOST_OUT
 Reprocess errors
 Send an email with result only in case of error

Remove warning messages and lines without errors
 Layout for Main list
 Layout Input File Also manage default layout
 Layout Z8Y_AI_QT_IN
 Layout ZZFLYPOST_OUT

Test Run

First in Test Run and after remove the Test Run option and run.

2.20.2. Fly Out the file in pi2

Transaction: **ZZFLYPOST_OUT_TRAN**

- Context: Z8Y_AI_PROCESS
- Variant: QT AI BATCH

When "Trigger events" is selected there is no need to run Fly IN in the other ERPS, it is posted automatically

Flypost Transport

Target landscape [] to []

Context **Z8Y_AI_PROCESS** to []

Flypost Id [] to []

Reprocess errors

Trigger events

Test mode

Flypost Transport

Target landscape [] to []

Context Z8Y_AI_PROCESS to []

Flypost Id [] to []

Reprocess errors

Trigger events

Test mode

First in Test Run and after remove the Test Run option.

Check in transaction Z8Y_AI_CONTROL, if there are no errors and interface was done properly.

2.21. Check if Quantum is Align with SAP

This step is ensured by check TMS vs SAP (file "Report TMS vs SAP MM YYYY_2232" stored in \\lucapfs01.sco.oxo.priv\LUCAP-USERS\TREASURY ACCOUNTING (P2)\MONTH END CLOSING\YYYYMM.YYYY\TMS MM.YYYY).


2.22. Execute Full Close

Accounting GL Close

FIS Quantum — PRODUCTION ENVIRONMENT

GENERAL LEDGER CLOSE

New General Ledger Close

Run New 

Name:

Filters

General Ledger Owners Add... no items Search

General Ledger Owner	Last Full Close Date	Last Interim Close Date

Options

New Close Date: 05/04/2020 Use Accounting Period:

Action to Perform:

FULL CLOSE

INTERIM CLOSE

Set base amounts (optional for interim close)


Ignore year end posting warning

Ignore account revaluation warning

FIS Treasury and Risk Manager – Quantum Edition — PRODUCTION ENVIRONMENT

GENERAL LEDGER CLOSE

CLOSURE 2020

Run New 

All Configure 6 items


Parameter Name
0231 - EOM close
All IHB and Affiliates
CLOSURE 2020
KOREA
LAM
Single Company

Add all companies under Syensqo scope:

FIS Treasury and Risk Manager – Quantum Edition — PRODUCTION ENVIRONMENT

GENERAL LEDGER CLOSE

CLOSURE 2020

Run New 

Name:

Filters

General Ledger Owners Add... 1-20 of 125 Search

General Ledger Owner	Last Full Close Date	Last Interim Close Date
4044L - Solvay Finance (America)	31 Oct 2024	31 Oct 2024
5854L - Solvay Finance Ireland Unlimited	31 Oct 2024	31 Oct 2024
0003L - Solvay Participations Belgique	31 Oct 2024	31 Oct 2024
0269L - Barytine de Chaillac S.A.S.	31 Oct 2024	31 Oct 2024
1430L - CHEMPLEX	31 Oct 2024	31 Oct 2024
1688L - Gepelf	31 Oct 2024	31 Oct 2024

Options

New Close Date: 11/30/2024 Use Accounting Period:

Action to Perform:

FULL CLOSE

INTERIM CLOSE

Set base amounts (optional for interim close)

Ignore year end posting warning

Ignore account revaluation warning

Check the column Last Full Close Date if the date is updated with the last day of the closure month.

2.23. SAP / Launch the internal Control & Request Regions to Ensure in WP2 and PF2

2.23.1. Check SAP and Quantum GL balances are aligned

- Ensure the 5*73 accounts are cleared
- Ensure the 54611* is balanced at 0 (Clear in WP2 and PF2) at 0 Balance in pi2 open items
- Reconcile the Cash (F15)
- Reconcile the Intercompany Movements
- Formalize the IC and upload to the G Drive

2.23.2. Check SAP, Quantum and BFC GL balances are aligned for APAC companies

- Ensure the 5*73 accounts are cleared
- Formalize the IC and upload to the G Drive

We should take the information from each company with FX deals during the month, and put it in the Excel file:

1) From SAP, using transaction ZZF_BFC_FI_FLOW_AN, variant SBS_SFT_IC_MTM (PF2) and SBS_TRES_SFT (WP2)

CoCode	Currency	F15 (VARIA)	F32 (FX-TR)	F60 (OTHER)	F61 (REC.YC)	F99 (CLOS)	CONTROL
0366	THB	446110	2FC-A46110	2430020000	0.00	0.00	0.00
0366	THB	446110	2FC-A46110	2467000610	29,230,933.07	0.00	-14,871,223.43
0366	THB	446110	2FC-A46110	5461100610	0.00	434,274.95	-434,274.95
0366	THB	446110	2FC-A46110	5461100610	0.00	-9,719,186.76	9,719,186.76
0366	THB	446110	2FC-A46110	5461100610	0.00	0.00	0.00
0366	THB	L12820	2FC-L12820	3031300000	0.00	0.00	0.00
0366	THB	L12820	2FC-L12820	3031300610	24,538,047.83	0.00	-32,188,271.28
0366	THB	L12820	2FC-L12820	3031300610	-5,990,857.57	0.00	-4,698,100.39
0366	THB	L12820	2FC-L12820	5080061004	0.00	0.00	9,719,186.76
0366	THB	L46910	2FC-L46910	2469100610	10,583,742.81	0.00	22,185,088.24

2) From Quantum, query CASH

Month	CFH	Trade	Diff
Quantum	9,284,911.91	-	-
January	5,796,861.78	-	5,796,861.78
February	3,488,050.13	-	3,488,050.13
March	-	-	-
April	-	-	-
May	-	-	-
June	-	-	-
July	-	-	-
August	-	-	-
September	-	-	-
October	-	-	-
November	-	-	-
December	-	-	-

AS AT DATE	START DATE	END DATE	TRANSLATION LEVEL	ENTRY CODE OF	SETTLEMENT DATE BETWEEN
2 Mar 2023	30 Dec 1899	28 Feb 2023	NONE	0366 - Solvay Peroxythal Ltd Bangkok	1 Feb 2023 - 28 Feb 2023

Entry	Strategy	Settlement Date	Base Amount
0366	CFH HP sales	02/15/2023	2,092,774.14
Solvay Peroxythal Ltd Bangkok	CFH settle	02/15/2023	1,385,275.99
Grand Total			3,488,050.13

3) From Quantum, query INTERCO

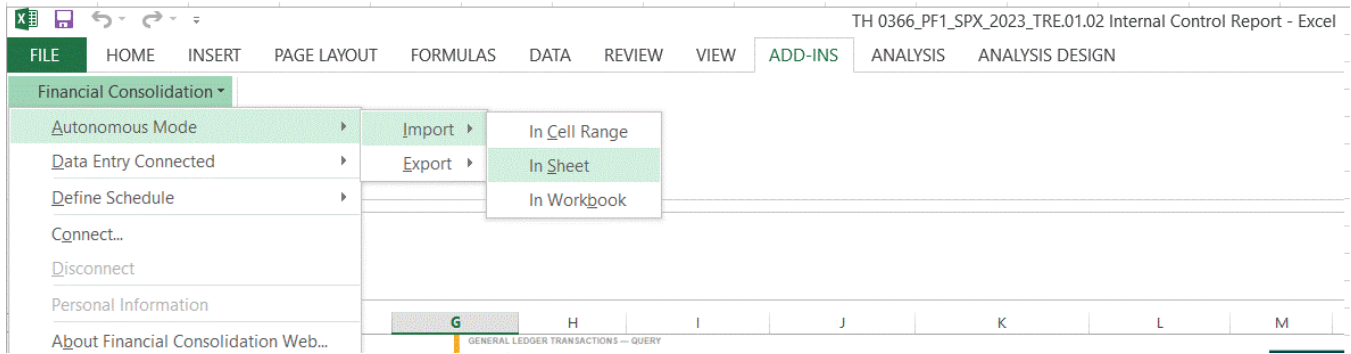
Chart of Account description	Base Amount
A46110 - Hedge - Fin Instr Oper ST - Trading - Db - FX FWD	14,359,709.64
L12820 - Hedge - OCI - CFH HP (FWD) Time Value (FWD)	7,550,163.45
L12820 - Hedge - OCI - CFH HP Interest Time Value (FWD)	10,858,957.96
L46910 - Hedge - Fin Instr Oper ST - Trading - Cr - FX FWD	-32,768,831.05

Account	Base Amount
A46110	14,359,709.64
A46111	-
L46910	-32,768,831.05
L46911	-
L12805	-
L12810	-
L12820	18,409,121.41
A46112	-
L46912	-
A46113	-
L46913	-

AS AT DATE	START DATE	END DATE	TRANSLATION LEVEL	ENTRY CODE EQUAL TO
2 Mar 2023	30 Dec 1899	28 Feb 2023	NONE	0366

Entry	Chart of Account description	Base Amount
0366	A46110 - Hedge - Fin Instr Oper ST - Trading - Db - FX FWD	14,359,709.64
A46110 - Hedge FX position - Operational - FX Spot		0.00
A46110 - Hedge FX position - Operational - FX Forward		0.00
A46112 - FX position - Operational - FX Spot		0.00
L12820 - Hedge - OCI - CFH HP (FWD) Time Value (FWD)		7,550,163.45
L12820 - Hedge - OCI - CFH HP Interest Time Value (FWD)		10,858,957.96
L46910 - Hedge - Fin Instr Oper ST - Trading - Cr - FX FWD		-32,768,831.05

4) From BFC, by importing the information to the Excel file



We should then confirm that there is no difference between all the systems:

	CFH	Diff	Trade
CASH			
Quantum	9 284 911,91	-	-
January	5 796 861,78		5 796 861,78
February	3 488 050,13		3 488 050,13
March			-

SAP vs BFC	SAP vs Tresos
290,36	-
-	-
168,95	-
-	-
-	-
121,41	-
-	-
-	-
-	-
-	-

Note: Since BFC consider only K amounts, these SAP vs BFC differences are normal.

The information should be saved in the example file below:



TH 0366_PF1_SPX_...trol Report.xlsx

End of document.