

I Manage TMS GL accounts

Domain: [Treasury_accounting](#), [Treasury](#), [Treasury_reporting](#)

Responsibility area: FSL Treasury Service Unit (Accounting and Reporting)

Table of contents

- [Table of contents](#)
- [1. Objective and Scope](#)
 - [1.1. Objective of this Operation](#)
- [2. Definitions](#)
- [3. Tasks description](#)
- [3.1. I am informed of a New GL to Be Created](#)
 - [3.1.1. Treasury Operations created a new bank account in Quantum and requests a GL account for the bank account.](#)
- [3.2. I Create a New GL account](#)
 - [3.2.1. I ensure the account for a new process is defined at COCA level \(and Z001 Level for WP2 banks\)](#)
 - [3.2.2. I access the information in Quantum to create a GL Account](#)
 - [3.2.3. I Prepare the Template at IFRS Level to Create the account in Quantum](#)
 - [3.2.4. I Check if the account is created in Quantum at Company Level](#)
 - [3.2.5. I Create the account in Quantum at Company Level](#)
 - [3.2.6. I update the SAP table in PI2 for the Accounting Interface of Quantum](#)
- [3.3. I Create General Ledger in Quantum for a new entity](#)
 - [3.3.1. I activate the accounting postings](#)
 - [To activate the accounting postings, the General Ledger \(group entity\) must be linked to an accounting type, and the Posting entity \(transactional entity\) must be open.](#)

Scope



WW

ERP

? Unknown Attachment

Quantum

Frequency

? Unknown Attachment

References

Forms

Attachments

<https://docs.google.com/document/d/1RpMAqAZvj7QtbRPL6hjTCy19t73sXD17FL711b-dxcc/edit?tab=t.0#heading=h.gjdgxs>

<https://docs.google.com/document/d/1Q-9tgmpqtElc9TIUb4JaiQDekahvrxN/edit>

<< I Manage TMS GL accounts >>

1. Objective and Scope

1.1. Objective of this Operation

The objective of this Operation is to ensure that the Treasury Operations performed in Quantum System are appropriately reflected in to the accounting of Quantum and consequently interfaced to SAP.

An operation in Quantum that has no reflection in to the accounting will hence not be recognized as a Journal Entry item.

Link to the full document:

<https://docs.google.com/document/d/1RpMAqAZvj7QtbRPL6hjTCyI9t73sXDI7FL711b-dxcc/edit?tab=t.0#heading=h.gjdgxs> - Manage GL accounts

<https://docs.google.com/document/d/1Q-9tgmptElc9TIUb4JaiQDekahvrxN/edit> - Accounting and MtM Quantum Configuration Guide

1.2. Scope

WW Solvay Group Scope

2. Definitions

See [Finance Glossary](#):

3. Tasks description

The creation of a GL account follows the group GL account structure.

For any new process (instrument design) the GL account structure will first be designed with Data Management and Reporting as it would be done for the GL creation in SAP with the Process Expert of the Instrument in Accounting.

Quantum GL account will have a mirror account in SAP, hence the structure will match the one defined in the Master Chart of Accounts of SAP.

For a question of rational, the Quantum account follows the PI2/PF2 (COCA) structure, and is mapped when necessary to the WP2 (Z001) structure.

As soon as the COCA account exists in SAP environment, the Quantum account can be created.

Below is described the steps to create a GL account in Quantum after all the decision process is accomplished.

3.1. *I am informed of a New GL to Be Created*

3.1.1. *Treasury Operations created a new bank account in Quantum and requests a GL account for the bank account.*

When a new bank account request is created via AODOCs, Treasury Accounting should intervene at that moment to determine what accounts are to be created via DMR request (Standard Process).

3.1.2. *Process Design implementation: new GL Account to be Created*

The new GL account creation will be first discussed with Data Architects and then the standard process will take place. This will occur under a new process design.

3.2. *I Create a New GL account*

3.2.1. *I ensure the account for a new process is defined at COCA level (and Z001 Level for WP2 banks)*

To do this enter SAP PI2 environment.

Enter transaction code FSS0 and search for the account

Display G/L Account Company code data

SAP Display G/L Account Company code data

> Edit financial statement version Edit set Edit cost element Cancel

G/L Account Hedge - Financial FX results (Realized)-FX Spot
 Company Code SYENSQO SA TREASURY With Template

Control Data G/L Account Number (1) — ×

C: G/L account no. in chart of accounts T: G/L account description in chart of ... > v

Account control

Account currency:

Only balance

Exchange rate di

Valuation group

Tax category

Posting witho

Recon. account f

Alternative Accou

Inflation key

Tolerance group

G/L account:

Chart of Accounts: COCA

Maximum No. of Hits:

Account Manage

If the account exists you may proceed. If not follow the contact with the Data team via PRS requests to create the account.

If the account being requested is a Bank account adapt the search to the entity environment

WP2 or PI2/PF2

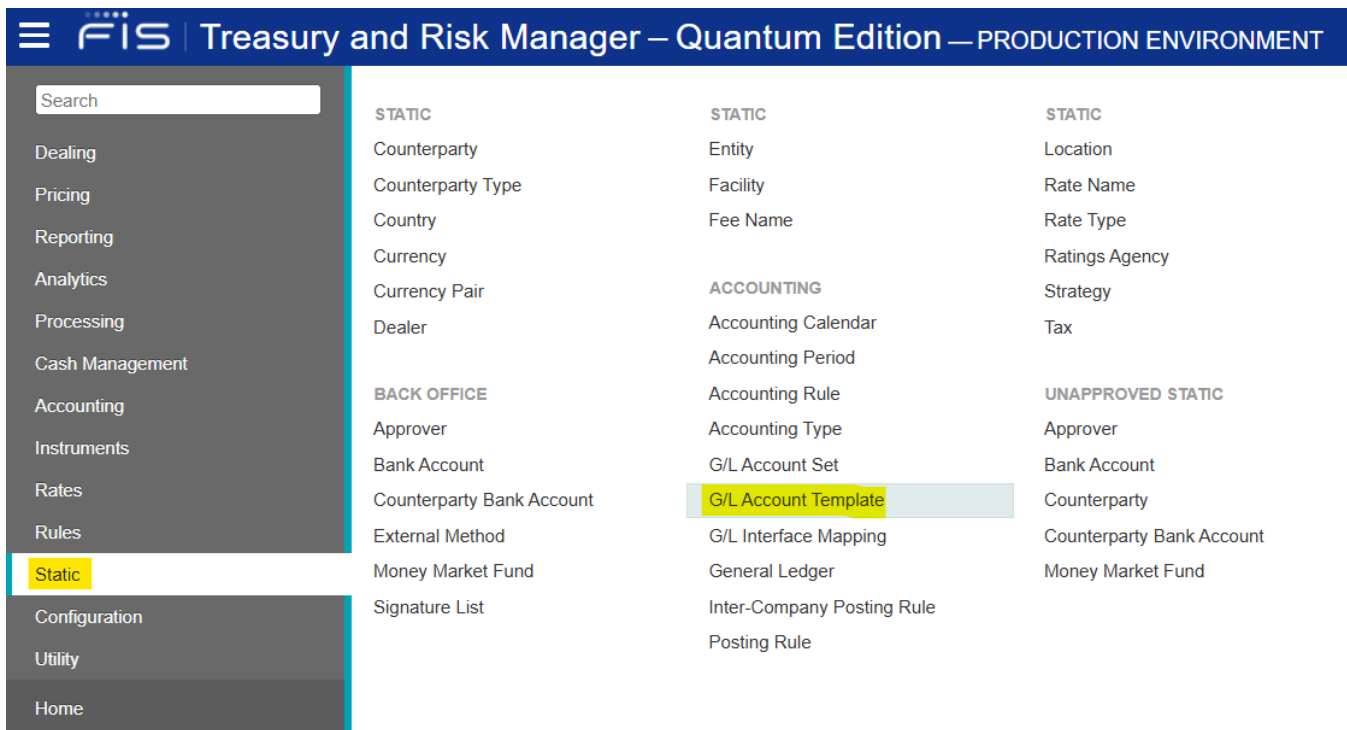
3.2.2. I access the information in Quantum to create a GL Account

Enter the Quantum Environment

<https://spclty-quantum.avantgardportal.com/quantum/>

Go to

Static General ledger account templates

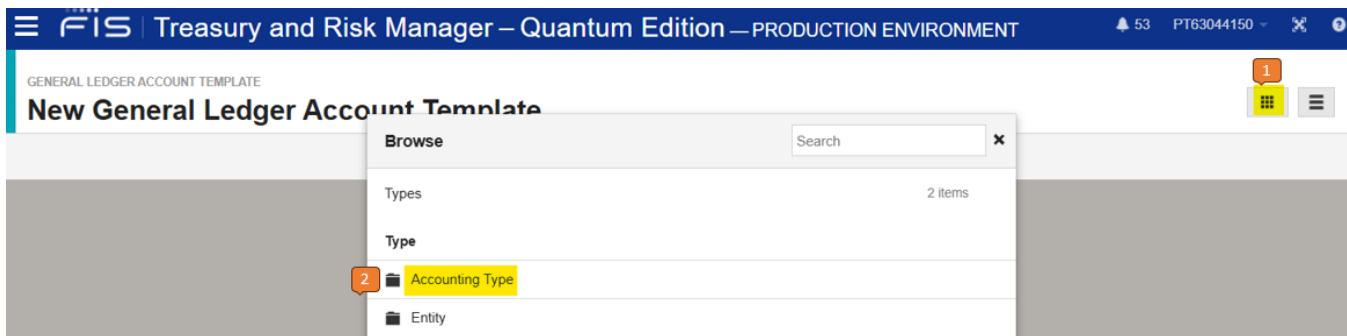


In this section is the definition of the GL accounts of this system

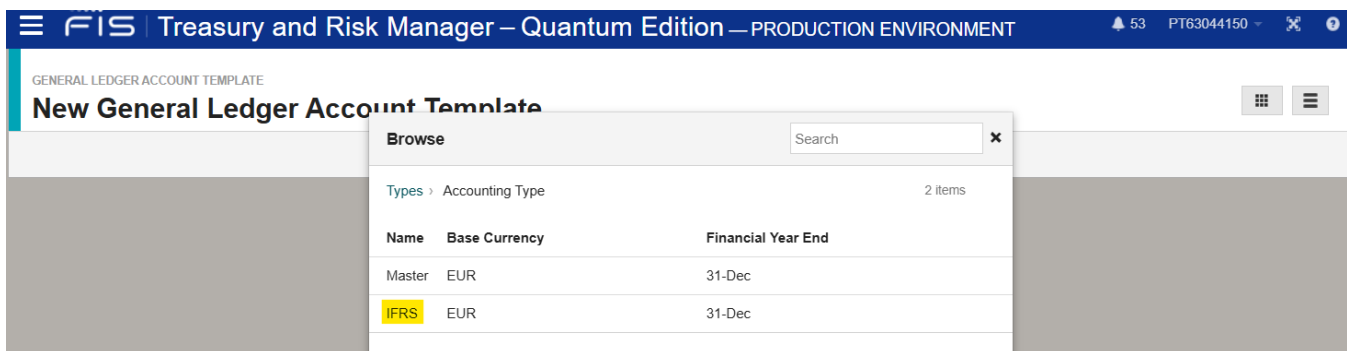
In the screen below

Select the icon 1. Browse "waffle"

Select in icon 2. Accounting Type



The following screen will appear



Select type IFRS

(At design IFRS was created as a Sublevel of the Master to allow flexibility to the System). IFRS = COCA

The following page will be provided

1. Informs you at which accounting type you are.
2. Informs you of the number of accounts created at this accounting type.
3. You may select another view.
4. You may search to browse for a dedicated account
5. Action button
6. Create a New account after selection of button 5.

FIS Treasury and Risk Manager – Quantum Edition – PRODUCTION ENVIRONMENT 53 PT63044150

GENERAL LEDGER ACCOUNT TEMPLATE

Accounting Type – IFRS

Accounting Type	Short Name	External Name	Posting Status
IFRS	IFRS BFC	IFRS	

ACCOUNT TEMPLATES

All Configure

1-20 of 1819

Template Name	Type	Account Code Format	Constant	Deactivated	Inherited
2202700003	BALANCE SHEET	<Constant>	2202700003	No	
2430030000	BALANCE SHEET	<Constant>	2430030000	No	
2430030100	BALANCE SHEET	<Constant>	2430030100	No	
2461100600	BALANCE SHEET	<Constant>	2461100600	No	
2461100610	BALANCE SHEET	<Constant>	2461100610	No	
2461100620	BALANCE SHEET	<Constant>	2461100620	No	
2461100630	BALANCE SHEET	<Constant>	2461100630	No	
2461120600	BALANCE SHEET	<Constant>	2461120600	No	
2461120610	BALANCE SHEET	<Constant>	2461120610	No	
2461120620	BALANCE SHEET	<Constant>	2461120620	No	
2461120630	BALANCE SHEET	<Constant>	2461120630	No	
2461130600	BALANCE SHEET	<Constant>	2461130600	No	
2461130610	BALANCE SHEET	<Constant>	2461130610	No	
2461130620	BALANCE SHEET	<Constant>	2461130620	No	
2461130630	BALANCE SHEET	<Constant>	2461130630	No	
2469100600	BALANCE SHEET	<Constant>	2469100600	No	
2469100610	BALANCE SHEET	<Constant>	2469100610	No	
2469100620	BALANCE SHEET	<Constant>	2469100620	No	

ACCOUNT TEMPLATE

- New...
- Edit...
- Delete...

VIEW

- New
- Configure
- Copy

After selecting 'Create' the following template will pop up

3.2.3. I Prepare the Template at IFRS Level to Create the account in Quantum

Edit Account Template

Template Name: 50601EUR30

Account Code Format: <Constant>

Currency: EUR

Type: BALANCE SHEET

Constant: 50601EUR30

Account Code Format Detail

Prefix: Field Name 1: Constant, Suffix 1: Field Name 2

Default Account Settings

Create accounts when posted to for first time

Exclude from consolidated G/L position reports

Disallow use in general ledger journals

Apply account level currency translation

Translation Gain Template: 7540051000

Translation Loss Template: 6540051000

Account Name: A51100/L - BNP Luxembourg (EUR) Current Account (PF1)

Delete Save Cancel

1. Template Name
 - Will be the 10 (or 8) digit code as per SAP account.
2. Type
 - Balance Sheet
 - Profit And Loss
 - Off Balance Sheet
 - Retained Earnings (Balance Carry Forward Yearly Process)
 - User Suspense Account (Z or Technical Account)
 - CCy Position Account (Not used)
3. Account Code Format (Constant is equivalent to the Account digit)
4. Currency
 - For Banks ensure it is the currency of the account
 - For All other insert 'ALL'
5. Account Name
 - Start by the BFC Heading
 - If it is a Balance Sheet Heading that depends of the Sign (Asset or Liability) a /L may be requested.
 - Add then '-' and the Name of the GL account in SAP English Language.
6. Selection for Quantum Revaluation enable.
 - Only for Balance Sheet Accounts of a Monetary nature.
7. Currency Translation Gain and Loss accounts
 - Dedicated Gain and Loss accounts shall be used based on the BFC Heading codification.

3.2.4. I Check if the account is created in Quantum at Company Level

To assess if a account is created at company level, still in IFRS view

1. Select the account by highlighting it
2. Select the Action button
3. Select View GL Accounts

The screenshot shows the 'GENERAL LEDGER ACCOUNT TEMPLATE' section for 'Accounting Type – IFRS'. The table below represents the data visible in the interface:

Template Name	Type	Account Code Format	Constant	Deactivated	Inherited
2202700003	BALANCE SHEET	<Constant>	2202700003	No	
2430030000	BALANCE SHEET	<Constant>	2430030000	No	
2430030100	BALANCE SHEET	<Constant>	2430030100	No	
2461100600	BALANCE SHEET	<Constant>	2461100600	No	
2461100610	BALANCE SHEET	<Constant>	2461100610	No	
2461100620	BALANCE SHEET	<Constant>	2461100620	No	
2461100630	BALANCE SHEET	<Constant>	2461100630	No	
2461120600	BALANCE SHEET	<Constant>	2461120600	No	
2461120610	BALANCE SHEET	<Constant>	2461120610	No	
2461120620	BALANCE SHEET	<Constant>	2461120620	No	
2461120630	BALANCE SHEET	<Constant>	2461120630	No	
2461130600	BALANCE SHEET	<Constant>	2461130600	No	
2461130610	BALANCE SHEET	<Constant>	2461130610	No	

The following detail is presented with the information of the company in which it is already created and the date of Creation and if Active.

FIS | Treasury and Risk Manager – Quantum Edition — PRODUCTION ENVIRONMENT

GENERAL LEDGER ACCOUNT TEMPLATE

Accounting Type – IFRS

Accounting Type	Short Name	External Name	Posting Status
IFRS	IFRS.BEC	IFRS	

General Ledger Accounts

7 items

Code	Currency	Entity	Creation Date	Deactivated
2461100610	EUR	0231L - SOLVAY SA - TREASURY DPT	29 Feb 2020	No
2461100610	THB	0366L - Solvay Peroxythai Ltd Bangkok	1 Jul 2020	No
2461100610	EUR	2232L - Syensqo SA - Div Treasury	4 Jul 2023	No
2461100610	KRW	3383L - Solvay Specialty Polymers Korea	4 Nov 2024	No
2461100610	CNY	6429L - Essential Enterprise Management	1 Aug 2023	No
2461100610	CNY	7728L - Solvay (China) Co Ltd Shanghai	2 Mar 2020	No
2461100610	THB	7774L - SOLVAY (THAILAND) LIMITED	1 Sep 2023	No

Close

3.2.5. I Create the account in Quantum at Company Level

After creating the account at IFRS Level you may need to activate for one or multiple Company.

The activation at company level is done as follows.

Go to

Static General ledger account template

FIS | Treasury and Risk Manager – Quantum Edition — PRODUCTION ENVIRONMENT

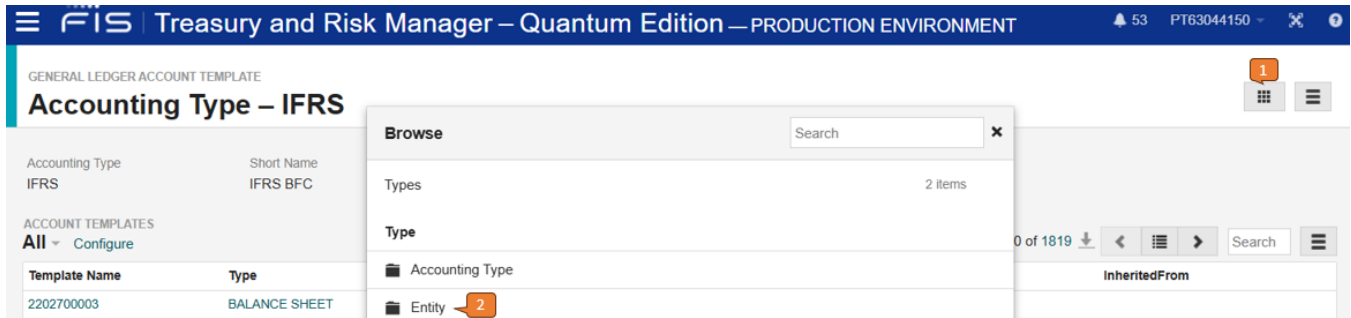
Search

- Dealing
- Pricing
- Reporting
- Analytics
- Processing
- Cash Management
- Accounting
- Instruments
- Rates
- Rules
- Static**
- Configuration
- Utility
- Home

STATIC	STATIC	STATIC
Counterparty	Entity	Location
Counterparty Type	Facility	Rate Name
Country	Fee Name	Rate Type
Currency		Ratings Agency
Currency Pair	ACCOUNTING	Strategy
Dealer	Accounting Calendar	Tax
	Accounting Period	
BACK OFFICE	Accounting Rule	UNAPPROVED STATIC
Approver	Accounting Type	Approver
Bank Account	G/L Account Set	Bank Account
Counterparty Bank Account	G/L Account Template	Counterparty
External Method	G/L Interface Mapping	Counterparty Bank Account
Money Market Fund	General Ledger	Money Market Fund
Signature List	Inter-Company Posting Rule	
	Posting Rule	

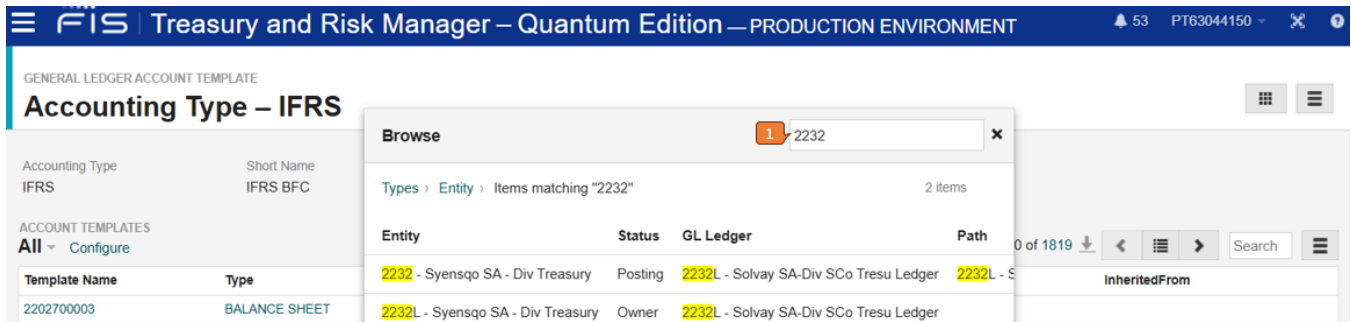
In this section is the definition of the GL accounts of this system

In the screen below
 Select the icon 1. Browse "waffle"
 Select in icon 2. Entity

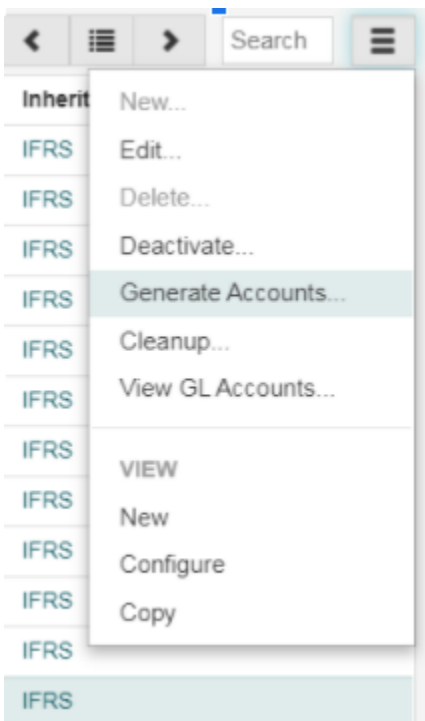


The following Screen will be presented

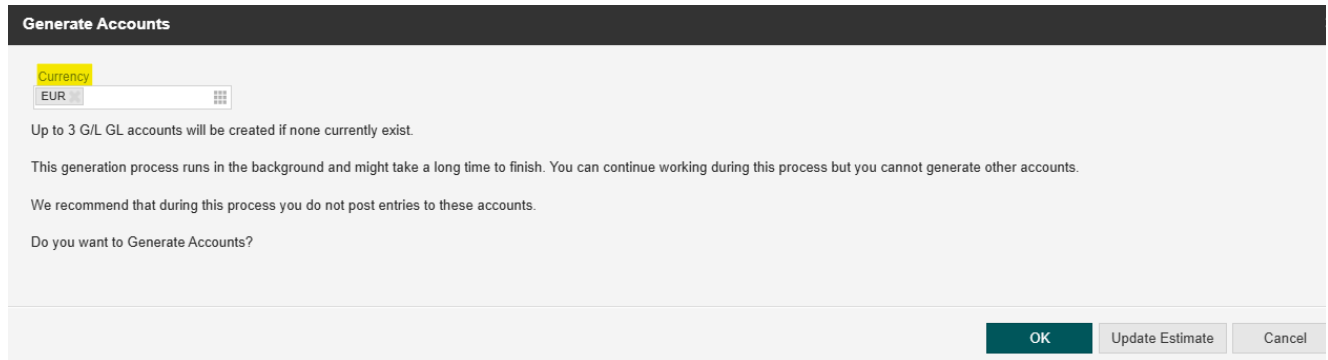
In 1. Browse the entity concerned
 Select the entity with the L:



Then on the menu below select "Generate accounts"



The following screen will appear:



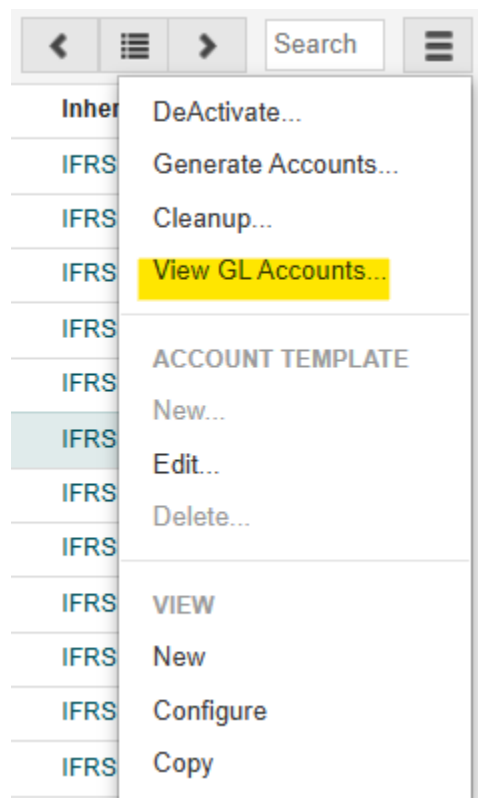
⚠️ Review the currencies it recommends for creation. If any currency is missing, add it. If any currency is unnecessary, remove it.

Select "OK".



The pop-up above shall inform if created.

Alternatively, you can select 'View GL accounts' from the menu to see when the account was created.



General Ledger Accounts				
Code	Currency	Entity	Creation Date	Deactivated
2461120630	EUR	2232L - Syensqo SA - Div Treasury	1 Jul 2025	No
2461120630	KRW	3383L - Solvay Specialty Polymers Korea	2 Mar 2020	No
2461120630	KRW	5957L - Solvay Korea Co	2 Mar 2020	No
2461120630	CNY	6429L - Essential Enterprise Management	2 Oct 2023	No
2461120630	KRW	6746L - Solvay Silica Korea Co Ltd	2 Mar 2020	No
2461120630	CNY	7728L - Syensqo (China) Co Ltd	2 Mar 2020	No

3.2.6. I update the SAP table in PI2 for the Accounting Interface of Quantum

In order to ensure that the accounting interface will be able to convert the information the following table shall be updated

Go to SAP PI2 Transaction SE16N

Table: Z8Y_AI_MAP_HKONT

Background
Number of Entries
All Entries
View Maintenance
Cancel

Table	Z8Y_AI_MAP_HKONT	Quantum: Accounting Interface, GL account mapping table
Text table		<input type="checkbox"/> No texts
Layout		
Maximum no. of hits	500	<input type="checkbox"/> Maintain entries

Selection Criteria

Fld name	O..	FrValue	To value	More	Output	Technical name
Client						MANDT
System landscape					<input checked="" type="checkbox"/>	LANDSCAPE
Chart of Accts					<input checked="" type="checkbox"/>	KTOPL
Qt Chart of Acc					<input checked="" type="checkbox"/>	QT_SAKNR
G/L Account					<input checked="" type="checkbox"/>	SAKNR
Exclude					<input checked="" type="checkbox"/>	EXCL
Offset account/FLOW2					<input checked="" type="checkbox"/>	FSET
External bank					<input checked="" type="checkbox"/>	EBANK

Execute you may filter or access all data.

The following screen will be proposed

Z8Y_AI_MAP_HKONT: Display of Entries Found

Table to be searched: Z8Y_AI_MAP_HKONT Quantum: Accounting Interface, GL a

Number of hits: 1.391

Runtime: 0 Maximum no. of hits:

ERP	Landscape	ChAc	Qt	Ch Acct	G/L Account	Exclude	Offset/FL2	Ext.Ba.
	ERPRCS	Z001		2461120600	46112060			
	ERPRCS			2461120610	46112061			
	ERPRCS			2461120620	46112062			
	ERPRCS			2461120630	46112063			
	ERPRCS			2461130600	46113060			
	ERPRCS			2461130610	46113061			
	ERPRCS			2461130620	46113062			
	ERPRCS			2461130630	46113063			
	ERPRCS			2469100600	46910060			
	ERPRCS			2469100610	46910061			
	ERPRCS			2469100620	46910062			
	ERPRCS			2469100630	46910063			
	ERPRCS			2469120600	46912060			
	ERPRCS			2469120610	46912061			
	ERPRCS			2469120620	46912062			
	ERPRCS			2469120630	46912063			
	ERPRCS			2469130600	46913060			
	ERPRCS			2469130610	46913061			
	ERPRCS			2469130620	46913062			
	ERPRCS			2469130630	46913063			
	ERPRCS			3031300610	12820061			
	ERPRCS			3031300611	12820611			
	ERPRCS			3031300620	12820062			
	ERPRCS			3031300621	12820621			
	ERPRCS			3031300630	12820063			
	ERPRCS			3031300631	12820631			
	ERPRCS			3031300640	12820064			
	ERPRCS			3031300641	12820641			
	ERPRCS			50050799	50050799		X	X
	ERPRCS			50730620	50730620		X	X
	ERPRCS			50730690	50730690		X	X
	ERPRCS			50730780	50730780		X	X
	ERPRCS			50730781	50730781		X	X
	ERPRCS			50730838	50730838		X	X
	ERPRCS			5080061001	58999611			

1. Determine the ERP
2. The Chart of accounts per alignment of the ERP
3. Quantum Chart of Account (Constant)
4. GL Account of SAP target ERP
5. If the account shall not be considered for the interface
6. If the SAP Transaction type (feeding the BFC Flow) shall be derived from F15 (mainly for Bank and Settlement Process)
7. Is the account an external Bank Account

If your account is not mapped:

In SE16N

General Table Display

Background Number of Entries All Entries View Maintenance

Table: Z8Y_AI_MAP_HKONT Quantum: Accounting Interface, GL account mapping table

Text table No texts

Layout

Maximum no. of hits Maintain entries

Selection Criteria

Fld name	O. Fr. Value	To value	More	Output	Technical name
Client					MANDT
System landscape				<input checked="" type="checkbox"/>	LANDSCAPE

Search	STATIC	STATIC	STATIC
Dealing	Counterparty	Entity	Location
Pricing	Counterparty Type	Facility	Rate Name
Reporting	Country	Fee Name	Rate Type
Analytics	Currency		Ratings Agency
Processing	Currency Pair	ACCOUNTING	Strategy
Cash Management	Dealer	Accounting Calendar	Tax
Accounting		Accounting Period	
Instruments	BACK OFFICE	Accounting Rule	UNAPPROVED STATIC
Rates	Approver	Accounting Type	Approver
Rules	Bank Account	G/L Account Set	Bank Account
Static	Counterparty Bank Account	G/L Account Template	Counterparty
Configuration	External Method	G/L Interface Mapping	Counterparty Bank Account
Utility	Money Market Fund	General Ledger	Money Market Fund
Home	Signature List	Inter-Company Posting Rule	
		Posting Rule	

GENERAL LEDGER

New General Ledger

Entity Name

<p>General Settings</p> <p>Deal Booking Rate</p> <p>Default Zero Curve</p>	<p>Currency Translation</p> <p>Advanced Settings</p>
---	---

2. Select the "ledger" entity (CCCCL), select "New ledger" and select IFRS accounting type.
 Select the entity "L":

FIS Treasury and Risk Manager – Quantum Edition — PRODUCTION ENVIRONMENT

GENERAL LEDGER
6457L - AZERYS SA

Entity Name: 6457L - AZERYS SA | Short Name: 6457 | Entity External Name: 6457L - AZERYS SA | Status: Non Posting Entity

Browse 6457

Ledger Entities > Items matching "6457" 2 items

Entity	Status	GL Ledger	Path	Currency
6457 - AZERYS SA	Non Posting			
6457L - AZERYS SA	Non Posting			

General Settings
Deal Booking Rate
Default Zero Curve

Select "New Ledger":

FIS Treasury and Risk Manager – Quantum Edition — PRODUCTION ENVIRONMENT

GENERAL LEDGER
6457L - AZERYS SA

Entity Name: 6457L - AZERYS SA | Short Name: 6457 | Entity External Name: 6457L - AZERYS SA | Status: Non Posting Entity

New Ledger...

- GENERAL LEDGER
 - New
 - Save
 - Delete...
- REPORT
 - Ledger Properties
 - Ledger Properties - excel

General Settings
Deal Booking Rate
Default Zero Curve

Currency Translation
Advanced Settings

Select IFRS accounting type:

FIS Treasury and Risk Manager – Quantum Edition — PRODUCTION ENVIRONMENT

GENERAL LEDGER
6457L - AZERYS SA

Entity Name: 6457L - AZERYS SA | Short Name: 6457 | Entity External Name: 6457L - AZERYS SA | Status: Non Posting Entity

Create New Ledger

Accounting Type: IFRS | Name: 6457L - AZERYS SA Ledger

OK Cancel

General Settings
Deal Booking Rate
Default Zero Curve

Currency Translation
Advanced Settings

⚠ Please note that ALL settings, including the base currency will be inherited from IFRS. **The base currency must be changed if not EUR** (linked to SAP currency). Confirm the functional currency of the company in the GAR list.

FIS Treasury and Risk Manager – Quantum Edition — PRODUCTION ENVIRONMENT

GENERAL LEDGER
6457L - AZERYS SA

Entity Name: 6457L - AZERYS SA | Short Name: 6457 | Entity External Name: 6457L - AZERYS SA | Status: General Ledger Owner

General Settings

General Ledger Name: 6457L - AZERYS SA Ledger | Base Currency: EUR | Accounting Type: IFRS

Financial Year End: 31-Dec

Deal Booking Rate

Transaction Rate Type: Fixing Spot | Accrual Rate Type: Fixing Spot | FX Override Rate Type: Fixing Spot

Default Zero Curve

Rate Name: Default Zero Curve | Rate Type: Fixing

Currency Translation

Apply currency translation | Use Transaction rate type | Use Transaction rate type

Translation Method: BANK A/CS - REAL / UNRE/ | Unrealized Rate Type: | Realized Rate Type: |

Advanced Settings

Allow postings to suspense | Allow backdated deals

Enable G/L Audit sequence number | Post G/L entries for Initial Margin | Extend accrual end date to include non business days

And change it if necessary:

FIS Treasury and Risk Manager – Quantum Edition — PRODUCTION ENVIRONMENT

GENERAL LEDGER
6457L - AZERYS SA

Entity Name: 6457L - AZERYS SA | Short Name: 6457 | Entity External Name: 6457L - AZERYS SA | Status: General Ledger Owner

General Settings

General Ledger Name: 6457L - AZERYS SA Ledger | Base Currency: MAD | Accounting Type: IFRS

Financial Year End: 31-Dec

Deal Booking Rate

Transaction Rate Type: Fixing Spot | Accrual Rate Type: Fixing Spot | FX Override Rate Type: Fixing Spot

Default Zero Curve

Rate Name: Default Zero Curve | Rate Type: Fixing

Currency Translation

Apply currency translation | Use Transaction rate type | Use Transaction rate type

Translation Method: BANK A/CS - REAL / UNRE/ | Unrealized Rate Type: | Realized Rate Type: |

Advanced Settings

Allow postings to suspense | Allow backdated deals

Enable G/L Audit sequence number | Post G/L entries for Initial Margin | Extend accrual end date to include non business days

After complete these steps, **Save** it.

3. Select the transactional entity, and select "Start posting":

GENERAL LEDGER

6457 - AZERYS SA

Entity Name: 6457 - AZERYS SA | Short Name: 6457 | Entity External Name: 6457 - AZERYS SA | Status: Non Posting Entity

Buttons: New, Save, [Grid], [Menu]

Dropdown Menu: New Ledger..., Start Posting, GENERAL LEDGER, New, Save, Delete..., REPORT, Ledger Properties, Ledger Properties - excel

General Settings: Deal Booking Rate, Default Zero Curve

Currency Translation: [Section Header]

Advanced Settings: [Section Header]

GENERAL LEDGER

6457 - AZERYS SA

Entity Name: 6457 - AZERYS SA | Short Name: 6457 | Entity External Name: 6457 - AZERYS SA | Status: Posting Entity

Buttons: New, Save, [Grid], [Menu]

General Settings:

- General Ledger Name: 6457L - AZERYS SA Ledger
- Base Currency: MAD
- Accounting Type: IFRS
- Financial Year End: 31-Dec

Deal Booking Rate:

- Transaction Rate Type: Fixing Spot
- Accrual Rate Type: Fixing Spot
- FX Override Rate Type: Fixing Spot

Default Zero Curve:

- Rate Name: Default Zero Curve
- Rate Type: Fixing

Currency Translation:

- Apply currency translation
- Use Transaction rate type
- Use Transaction rate type
- Translation Method: BANK A/CS - REAL / UNREAL
- Unrealized Rate Type: Fixing Spot
- Realized Rate Type: Fixing Spot

Advanced Settings:

- Allow postings to suspense
- Allow backdated deals
- Enable G/L Audit sequence number
- Post G/L entries for Initial Margin
- Extend accrual end date to include non business days

After these steps, the new entity is activated for accounting postings, and we must have the following status:

GENERAL LEDGER

6457 - AZERYS SA

Entity Name: 6457 - AZERYS SA | Short Name: 6457 | Entity External Name: 6457 - AZERYS SA | Status: Posting Entity

Buttons: New, Save, [Grid], [Menu]

General Settings:

- General Ledger Name: 6457L - AZERYS SA Ledger
- Base Currency: MAD
- Financial Year End: 31-Dec

Deal Booking Rate:

- Transaction Rate Type: Fixing Spot
- Accrual Rate Type: Fixing Spot

Default Zero Curve:

- Rate Name: Default Zero Curve
- Rate Type: Fixing

Currency Translation:

- Apply currency translation
- Use Transaction rate type
- Use Transaction rate type
- Translation Method: BANK A/CS - REAL / UNREAL
- Unrealized Rate Type: Fixing Spot
- Realized Rate Type: Fixing Spot

Advanced Settings:

- Allow postings to suspense
- Allow backdated deals
- Enable G/L Audit sequence number
- Post G/L entries for Initial Margin
- Extend accrual end date to include non business days

Browse (6457) - Ledger Entities - Items matching "6457" (2 items)

Entity	Status	GL Ledger	Path	Currency
6457 - AZERYS SA	Posting	6457L - AZERYS SA Ledger	6457L - AZERYS SA	MAD
6457L - AZERYS SA	Owner	6457L - AZERYS SA Ledger		MAD

4. When all steps are completed, Treasury Tools & BAM Team can update the *Entity* and flag "*Enable hedge accounting*" and include the *Transition Date*.

FIS Treasury and Risk Manager – Quantum Edition — PRODUCTION ENVIRONMENT PT63044150

EMEA > 6457L - AZERYS SA > 6457 - AZERYS SA

ENTITY
6457 - AZERYS SA New Save

Name: 6457 - AZERYS SA Legal Entity Identifier: Short Name: 6457 External Name: 6457 - AZERYS SA

Address Transactions Accounting Identifiers Analysis Codes

Enable hedge accounting Transition Date OCI Tax Rate

Apply tax to OCI

APAC > APAC - w/o CN > 6453L - JINYOUNG BIO CO LTD > 6453 - JINYOUNG BIO CO LTD

ENTITY
6453 - JINYOUNG BIO CO LTD New Save

This item is read-only until pending changes have been approved. Pending Changes

Name: 6453 - JINYOUNG BIO CO LTD Legal Entity Identifier: Short Name: 6453 External Name: JINYOUNG BIO CO.,LTD

Address Transactions Accounting Identifiers Analysis Codes






Enable hedge accounting Transition Date: [redacted] OCI Tax Rate

Apply tax to OCI

End of document.

Workflow history

This view shows the 5 most recent entries. The complete workflow log is available from the 'Document Activity' menu item.

Sept 15, 2025	Actor	Type	Activity	Version
Published	 SILVA, Monica	Edit	updated the page at 10:25 am	
	 SILVA, Monica	State	changed state to Published at 8:41 am	v7
Draft	 SILVA, Monica	State	gave <i>Approvers</i> approval at 8:41 am	
Jul 15, 2025				
	 FARINHA, Marta	Edit	updated the page at 5:42 pm	
		State	changed state to Draft at 3:42 pm	v4
Dec 19, 2024				
Published	 FERNANDES, Edmundo	State	changed state to Published at 3:09 pm	v3