

I update the files for Liquidity Reports

Tasks to be completed when documenting an operation (from creation to publication)

1. Enter the **Title of the operation / page**

2. Add the following Labels:

- Scope of applicability: ww, country_accounting
- Country or group of countries (if applicable): belux, china, france, italy, lam, nam,uk_ie, bulgaria, dach, netherlands, iberia, poland, latvia, australia, india, japan, south_korea, thailand, singapore, new_zealand, emea_transversal, apac_transversal
- Unit and Domain according to the [List of labels to be used in the Finance Service Line space](#)
 - E.g. 1: WW Operation in Financial Accounting under domain "Central Finance Processes & Compliance":
 - Labels to be used: **ww, financial_accounting, central_fin_proc_compliance**
 - E.g. 2: France Operation in Financial Accounting:
 - Labels to be used: **country_accounting, france, financial_accounting**
(for country operations, the Domain is always country_accounting)

3. Fill in all fields as described above

4. Name the title of each section using OPD methodology naming convention - **Infinitive verb without the "to", mainly action verb...something) -" I do something..."**

5. Once the description of the operation is completed, ensure it is approved and published by launching the [SBS-Finance approval workflow](#)

Domain: Treasury Reporting

Responsibility area: Ensure correct data is provided to rating companies for Syensqo rating for quarterly closure

Table of contents

- Tasks to be completed when documenting an operation (from creation to publication)
 - 1. Enter the Title of the operation / page
 - 2. Add the following Labels:
 - Scope of applicability: ww, country_accounting
 - Country or group of countries (if applicable): belux, china, france, italy, lam, nam,uk_ie, bulgaria, dach, netherlands, iberia, poland, latvia, australia, india, japan, south_korea, thailand, singapore, new_zealand, emea_transversal, apac_transversal
 - Unit and Domain according to the List of labels to be used in the Finance Service Line space
 - 3. Fill in all fields as described above
 - 4. Name the title of each section using OPD methodology naming convention - Infinitive verb without the "to", mainly action verb...something) -" I do something..."
 - 5. Once the description of the operation is completed, ensure it is approved and published by launching the SBS-Finance approval workflow
- Table of contents
 - 1. Objective and Scope
 - 1.1. Objective of this Operation
 - 1.2. Scope
 - 2. Definitions
 - 3. Tasks description
 - 3.1. I update the file "Trapped cash for rating agencies QX YYYY"
 - 3.2. I update the file "Liquidity Assessment Template QXYY"
 - 3.2.1. I update the tab "Input" with the dates and tab "Rates" with the closing rates
 - 3.2.2. I retrieve the data from BFC
 - 3.2.3. I update the "Moody's Liquidity Template"

- 3.2.4. I update the "S&P Liquidity Template"
- 3.3. Create files for each rating agency.

Scope

? Unknown Attachment

Please remove the icon when not applicable.

ERP

Please remove the icon when not applicable.

Frequency

? Unknown Attachment

Please remove the icon when not applicable.

References

Forms

Attachments

<< I update the files for Liquidity Reports >>

1. Objective and Scope

1.1. Objective of this Operation

Objective is to complete the Moody's and the S&P's rating agency file quarterly to ensure correct credit rating of Syensqo.

Syensqo's credit rating is important for external borrowings, relationship with our banking partners etc.

A credit rating **determines the likelihood that the borrower will be willing and able to pay back a loan within the confines of the agreement without defaulting**. An individual's credit rating affects their chances of approval for a given loan and favorable terms for that loan.

At the corporate level, Investors oftentimes base part of their decision to buy a corporation's bonds, or even the stock, on the credit rating of the company's debt.

Investors often look at the credit rating given by these international agencies as well as ratings given by domestic rating agencies before deciding to invest. The demarcation line for corporate credit rating is investment grade. Investment grade and above are considered to be less risky, while below investment grade carries more risk but sometimes more reward, particularly through higher yields on bonds.

1.2. Scope

ww, treasury reporting

2. Definitions

See [Finance Glossary](#):

- BFC

3. Tasks description

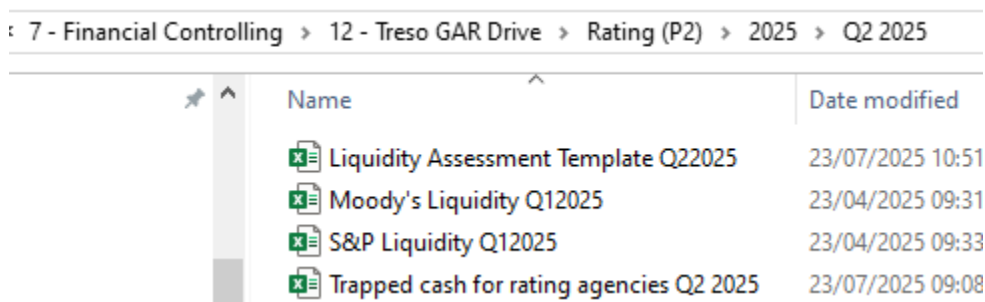
When: D+10 (check within the TSU reporting team and GAR if the consolidated net indebtedness BFC retrieve is final)

D+11 Release of the liquidity report

Deadline: We will never send the report to the agencies before the publication of our Quarterly results (as we disclose confidential information)

Location of the files: \\lucapfs01sco.oxo.priv\LUCAP-USERS\Financial Controlling & Cash Accounting process\7 - Financial Controlling\12 - Tresos GAR Drive\Rating (P2)

Files:



Name	Date modified
Liquidity Assessment Template Q22025	23/07/2025 10:51
Moody's Liquidity Q12025	23/04/2025 09:31
S&P Liquidity Q12025	23/04/2025 09:33
Trapped cash for rating agencies Q2 2025	23/07/2025 09:08

Rating agencies: Moody's and S&P. Each rating agency has their own format.

Corporate Treasury team: responsible for Syensqo rating.

TSU Reporting is responsible for numbers and DSM team for comments.

Check Data Source:



\\lucapfs01sco.oxo.priv\LUCAP-USERS\Financial Controlling & Cash Accounting process\7 - Financial Controlling\3 - Monthly closing\2 - Treasury and net debt\2025\06.2025\Net Debt

3.1. I update the file "Trapped cash for rating agencies QX YYYY"

Location file \\lucapfs01sco.oxo.priv\LUCAP-USERS\Financial Controlling & Cash Accounting process\7 - Financial Controlling\12 - Tresos GAR Drive\Rating (P2)

Name	Date modified
Liquidity Assessment Template Q22025	23/07/2025 14:30
Moody's Liquidity Q12025	23/04/2025 09:31
S&P Liquidity Q12025	23/04/2025 09:33
Trapped cash for rating agencies Q2 2025	23/07/2025 09:08

Steps to execute:

Go to tab **Retrieve**

Change the date in the row 7.

	A
1	CA=ACTUAL2
2	NIVELIM=TS
3	CC=EUR
4	SC=SYENSQO
5	VA=2
6	FL=F99
7	DP=2025.06

Retrieve data from BFC.

After, check if any company is missing. The check should be 0.

Example:

				34 861	1 281 825	1 316 685	2 864 522	204 313	3 068 836
Control				34 861	1 281 825	1 316 685	2 864 522	204 313	3 068 836
				-0	-	-	-	-0	-

If check is not zero, insert the line of the missing company in the correct place of the report above.

Copy/Paste the formula from the line which is above or below (does not matter).

Put the legal entity number which is missing in column A only and do BFC refresh.

Note: remove all filters before BFC retrieve.

After BFC retrieve, go to sheet **2025 Q2**

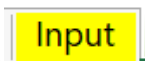
The trapped cash figure is located in the cell M32 **69,067** **Thereof restricted cash***. It is linked to the liquidity reports via the links.

Code	Company	Country	Label	Region	Company	M LOAN	M CASH						
RU=06044	SOLVAY HORTENSIA S.A.	LUXEMBOURG	TRAPPED	ASIA AND OTHER COUNTRIES	SOLVAY HORTENSIA S.A.	10	70 000	69 990	69 990	10	70 000	-	-
RU=06425	SYENSQO STOCK OPTION MINI	BELGIUM	TRAPPED	ASIA AND OTHER COUNTRIES	SYENSQO STOCK OPTION MNGT	-	4 284	4 284	4 284	-	4 284	-4 284	-
RU=06449	SYNORB BATTERY MATERIALS	UNITED STATES	TRAPPED	ASIA AND OTHER COUNTRIES	SYNORB BATTERY MATERIALS LLC.	-	1 902	1 902	1 902	-	1 902	-1 902	-
RU=63060	COGENERATION SPINETTA	ITALY	TRAPPED	ASIA AND OTHER COUNTRIES	COGENERATION SPINETTA	-	-	-	-	-	-	-	-
RU=63140	COGENERATION TAVAUX S.A.	FRANCE	TRAPPED	ASIA AND OTHER COUNTRIES	COGENERATION TAVAUX S.A.S.	-	-	-	-	-	-	-	-
RU=63200	EEDO HOLDING	BELGIUM	TRAPPED	ASIA AND OTHER COUNTRIES	EEDO HOLDING	-	-	-	-	-	-	-	-
RU=66263	HINDUST.GUM	INDIA	TRAPPED	ASIA AND OTHER COUNTRIES	HINDUST.GUM	-	-	-	-	-	-	-	-
RU=73789	SLV MANYAR	INDONESIA	TRAPPED	ASIA AND OTHER COUNTRIES	SLV MANYAR	-	-	-	-	-	-	-	-
RU=76219	SLV NICCA	JAPAN	TRAPPED	ASIA AND OTHER COUNTRIES	SLV NICCA	-	0	0	0	-	0	-0	-
RU=78104	SLV HENGCHNG	CHINA	TRAPPED	ASIA AND OTHER COUNTRIES	SLV HENGCHNG	0	1 023	1 023	1 023	0	1 023	-	-
			TRAPPED Total							10	77 209		
										Total	77 199	Thereof restricted cash*	

3.2. I update the file "Liquidity Assessment Template QXYY"

3.2.1. I update the tab "Input" with the dates and tab "Rates" with the closing rates

Open the file "Liquidity Assessment Template QXYY"



Update the tab "Input" with the dates.

PURPOSE: TO COMPLETE THE TEMPLATES FOR MOODY'S AND S&P TO ENSURE CORRECT CREDIT RATING OF SYENSQO LIQUIDITY REPORT BY A&R SPECIALIST		
WHEN	QUARTERLY	
DEADLINE	D+11	
LOCATION	\\nohvf01\Treasury-GAR\Rating\2025	
PERIOD	Q2 2025	TO UPDATE
YEAR	2025	TO UPDATE
QUARTER	2	TO UPDATE
DATE COMPLETED	23.07.2025	TO UPDATE
PERIOD FOR BFC	DP=2025.06	TO UPDATE
MONTH FOR RATES	2025.06	TO UPDATE
BFC EUR/USD CLOSING RATE	1,1725	BFC retrieve in tab "Rates"
WIKI PROCEDURE	Link to Confluence Wiki Procedure	
[A] TECHNICAL HANDLINGS		
a) To install BFC add in in Excel		Follow the instructions
b) Connect to the "BFC excel retrieve add-in".		
c) Connect to Quantur Link to Quantum		
d) Connect to BFC Link to BFC		



Update the tab "Rates" with the FX rates by doing BFC retrieve.

	B	C	D	E	F	G	H	I	J
2	2021.12	End Of month							
3	United Arab Emirates Dirham	EUR	4.16025	1 AED		CONV-CU=AED	Exchange rate period	CONV-PE=2021.12	
4	Argentine Peso	EUR	116.30775	1 ARS		CONV-CU=ARS	Exchange rate version	EXCH-VE=REEL	
5	Australian Dollar	EUR	1.5628	1 AUD		CONV-CU=AUD	Currency	CONV-CU=KRW	
6	Bulgarian Lev (new)	EUR	1.95595	1 BGN		CONV-CU=BGN	Average exchange rate	EXCH-TY=TMN	
7	Brazilian Real (new)	EUR	6.30885	1 BRL		CONV-CU=BRL	Closing exchange rate	EXCH-TY=TC	
8	Canadian Dollar	EUR	1.4401	1 CAD		CONV-CU=CAD			

3.2.2. I retrieve the data from BFC

Go to tab: **BFC Retrieve**

Refresh BFC report.

A	B	C	D	E	F
DP=2025.06					
NIVELIM=TS					
CC=EUR					
SC=SYENSQO					
VA=2					
FL=F99					
CA=ACTUAL2					
			In K EUR		In M EUR
	Gross debt		In K EUR		In M EUR
AC=STC-L37C	Long-term financial debt		2 864 522,45		2 865
AC=L16810	Lease debts - Long term		-		-
AC=L16830	Lease IFRS16 - Long term		150 515,07		151
AC=L16100	Long-term bonds		2 708 976,55		2 709
AC=L16800	Other long-term financial debts		5 030,83		5
AC=STC-L45C	Short-term financial debt		204 313,06		204
AC=L47200	Accrued interests payable		16 604,27		17
AC=L51900	Banks - Credit		1 724,23		2
AC=L56000	Long-term loans payable - Short-term portion		2 586,64		3
AC=L56010	Lease debts long term - Short term portion		-		-
AC=L56030	Lease IFRS16 long term - Short term portion		61 614,11		62
AC=L57000	Short-term loans payable		118 979,30		119
AC=L46913	Financial instruments financing Trading		483,00		0
AC=L58200	Treasury accounts - Credit		2 321,50		2
	Treasury				
	Other non current assets				
AC=A26500	Other LT Financial instruments		30 000,00		30
AC=STC-A59C	Other current financial assets		34 860,60		35
AC=STC-A530	Marketable securities > 3 months - MMF		27 175,27		27
AC=A55100	Marketable securities > 3 months - MMF		27 175,27		27
AC=STC-A550	Bonds and treasury bills > 3 months		576,95		1
AC=A55101	Bonds and treasury bills > 3 months		576,95		1
AC=STC-A570	Other current financial assets		7 108,37		7
AC=A47100	Accrued interests receivable		5 206,37		5
AC=A59510	Other current financial assets - Write-down		-		-
AC=A46113	Financial instruments Financing - Trading - Debit		1 902,00		2
AC=STC-A79C	Cash & Cash equivalents		1 281 824,75		1 282
AC=STC-A710	Marketable securities < 3 months		-		-
AC=A55000	Marketable securities < 3 months		-		-
AC=STC-A730	Term deposits - Cash equivalents		779 492,84		779
AC=A52000	Term deposits - Cash equivalents		779 492,84		779
AC=STC-A750	Bonds and treasury bills < 3 months		- 0,85		(0)
AC=A55010	Bonds and treasury bills < 3 months		- 0,85		(0)
AC=STC-A770	Cash		502 332,77		502

Settings of the report:

Column D: BFC retrieve based on Column A GL accounts.

Column F: formula example =+D9/1000 as we need the data in Millions of EUR.

3.2.3. I update the "Moody's Liquidity Template"

Go to tab: **Moody's Liquidity Template**

In this report, some cells need to be input manually. For that, follow the instructions below.

3.2.3.1 I update External Sources of Liquidity

EXTERNAL SOURCES OF LIQUIDITY

LIQUIDITY RESERVES	Commitment		Final maturity MM/YY Drop down	MAC Clause Drop down Drop down	Fin Covenants Drop down	If 364 day facility: Is there a term out option? Drop down	Rating Trigger Drop down
	TOTAL (in €)	UNUSED end Q2 2025					
Syndicated RCF	1 400	1 400	09/12/2028	No MAC	No	Not relevant	No
BNP Paribas Fortis SA/NV	175	175	09/12/2026	No MAC	No	Not relevant	No
Bank of America Europe Designated Activity Company	50	50	09/12/2026	No MAC	No	Not relevant	No
Bank of China (Europe) S.A.	70	70	25/01/2027	No MAC	No	Not relevant	No

Back up Facilities

This information is automatically filled using the information in sheet [Back up Facilities](#). Original information stored in [GDrive](#). Corporate Treasury is in charge of this information.

3.2.3.2 I update Commercial Paper Program

Commercial Paper Program (Belgium)	1 000	Outstanding as per end Q2 2025
		115

The Commercial Paper program is booked in Syensqo SA books in Quantum.

The size of the program can be checked with Treasury.

To check the outstanding amount:

Go to [TMS Quantum](#).

FIS Treasury and Risk Manager – Quantum Edition — PRODUCTION ENVIRONN

Search

- Dealing
- Pricing
- Reporting
- Analytics
- Processing
- Cash Management
- Accounting
- Instruments
- Rates
- Rules
- Static
- Configuration
- Utility
- Home

FRONT OFFICE

- Cost of Funds
- Deal Revaluation
- FX Exposure - APAC
- FX Exposure - IHB
- FX Exposure - LATAM
- FX Exposure - QT
- MtM - Brazil
- NDF Follow-up Schedule
- Sales of Receivables
- Transactions by Action
- Transactions by Deal

ACCOUNTING

- Accruals
- Position
- Currency Translation
- General Ledger Account Sets
- Hedge Accounting
- General Ledger Transactions

SYSTEM

- Audit
- Deal Audit
- Deal Search
- Logons
- Message Log
- CPARTY LIMIT
- Cparty Limit
- Cparty Limit APAC
- Cparty Limit China
- Cparty Limit IHB

BACK OFFICE

APAC BO - SETTLEMENTS

- Bank Account Statements
- Bank Interest Statements
- Cash Flows
- Deal Statements
- EFTs

Commercial Paper outstanding

5802309 a few seconds ago [Configure](#)

Run Query

AS AT DATE 25 Jul 2025 TRANSLATION LEVEL NONE INSTRUMENT CODE ONE OF CP, CP NEG MATURITY DATE NOT LESS THAN 1 Jul 2025


VIEW

Outstanding Commercial Paper

A A A 4 items ↓

Counterparty	Maturity Date	Deal No	Face Value	Interest Rate	Interest To Pay
BNP Paribas Brussels	08/21/2025	974211	75,000,000.00	2.77	-1,187,015.31
KBC BANK NV	07/16/2025	999418	20,000,000.00	2.57	-131,907.58
	09/15/2025	999801	10,000,000.00	2.54	-106,797.13
		999804	10,000,000.00	2.54	-106,797.13
Grand Total			115,000,000.00	10.42	-1,532,517.15

3.2.3.3 I update Financial Debt Short term, Financial Debt Long term and Cash and cash equivalents

 2025.06 - Net Indebtedness

For Leasing, Others and Cash and cash equivalents, check the amounts in file [2025.06 - Net Indebtedness](#) stored in \\lucaps01sco.oxo.priv\LUCAP-USERS\Financial Controlling & Cash Accounting process\7 - Financial Controlling\3 - Monthly closing\2 - Treasury and net debt\2025\06.2025\Net Debt

TOTAL GROUP DEBT (as as per end)	m€	
Financial Debt Short term	204	<i>nominal</i>
Leasing		62
Commercial Paper		115
Interest Rate Swap		0
Others		28
Sub-total		204
Financial Debt Long term	2865	<i>nominal</i>
Senior € (2027)		499
Senior € (2031)		596
Senior € (2035)		596
Senior \$ (2029)		510
Senior \$ (2034)		509
Leasing		151
Others		5
Sub-total		2 865
NB Hybrid bonds (IFRS equity) : NC 5.5 (2026) 500 m€		
INTERNAL SOURCES OF LIQUIDITY - CASH BALANCE AND CASH FLOW (EXCL. DEBT MATURITIES)		
Cash and cash equivalents as per end		m€
		1282
Thereof restricted cash*		77
Thereof Marketable securities		0

For Senior Bonds, the amounts are filled using the information on the dedicated sheet

[Senior Q2 2025](#)

Data is extracted from Quantum.

GENERAL LEDGER TRANSACTIONS — QUERY

Debt Configure

Run Query

Filters

As At Date: Today

Reporting Period: The Beginning - 06/30/2025

Chart of Account code: contains

G/L Entry Type: one of

Deal No: one of

Entity Code: equal to

Instrument Type: one of

- Hybrid Bonds Debt
- Hybrid Bonds Equity
- Other Issuance Fees - Hybrid
- Repay Bond Fee - Hybrid
- Senior Bonds
- Other Issuance Fees - Debt
- Repay Bond Fee - Debt
- Bonds - Fees

Strategy: one of

Transaction Type: one of

Options (advanced options)

- Include opening balances
- Show zero balances

Check of Senior Configure

A A A no items

The report will be shown when the query is run or an existing report is selected.

To Excel.

General Ledger Transactions-Debt - Check of Senior						
As At Date: 2025-07-23T00:00:00						
Start Date: 1899-12-30T00:00:00						
End Date: 2025-06-30T00:00:00						
✓ Include opening balances						
Translation Level: NONE						
Instrument Type: one of Hybrid Bonds Debt, Hybrid Bonds Equity, Other Issuance Fees - Hybrid, Repay Bond Fee - Hybrid, Senior Bonds, Other Issuance Fees - Debt, Repay Bond Fee - Debt, Bonds - Fees						
Entity	Deal Set	Chart of Account code	Instrument Name	Base Currency	EUR	USD
				Base Amount	Base Amount	Base Amount
2232 - Syensqo SA - Div Treasury	Syensqo May31 600M 3.375%		Syensqo May31 600M 3.375%		-595 577 395,54	
	Syensqo May35 600M 4%		Syensqo May35 600M 4%		-596 233 284,06	
	Solvay 2.75% Dec 2027 2232		Solvay 2.75% Dec 2027 2232		-498 705 559,34	
	Total				-1 690 516 238,94	
4044 - SYENSQO FINANCE (AMERICA) LLC	SFA JUNE 2029 5.65		SFA JUNE 2029 5.65			-597 847 354,99
			SFA JUNE 2034 5.85%			-596 297 789,86
	Total					-1 194 145 144,85

Hybrid Q2 2025

For Hybrid Bonds, the amounts are filled using the information on the dedicated sheet

Data is extracted from Quantum.

GENERAL LEDGER TRANSACTIONS – QUERY

Debt Configure

Run Query

Filters

As At Date: Today | Reporting Period: The Beginning - 06/30/2025 | Chart of Account code: contains | G/L Entry Type: one of | Deal No: one of

Entity Code: equal to | Instrument Type: one of (Hybrid Bonds Debt, Hybrid Bonds Equity, Other Issuance Fees - Hybrid, Repay Bond Fee - Hybrid, Senior Bonds, Other Issuance Fees - Debt, Repay Bond Fee - Debt, Bonds - Fees) | Strategy: one of | Transaction Type: one of

Options (advanced options)

- Include opening balances
- Show zero balances

VIEW

Check of Hybrid Configure

A A A no items

The report will be shown when the query is run or an existing report is selected.

To Excel.

General Ledger Transactions-Debt - Check of Hybrid

As At Date: 2025-07-23T00:00:00

Start Date: 1899-12-30T00:00:00

End Date: 2025-06-30T00:00:00

✓ Include opening balances

Translation Level: NONE

Entity Code: equal to 2232

Instrument Type: one of Hybrid Bonds Debt, Hybrid Bonds Equity, Other Issuance Fees - Hybrid, Repay Bond Fee - Hybrid, Senior Bonds, Other Issuance Fees - Debt, Repay Bond Fee - Debt, Bonds - Fees

Entity	Deal Set	Instrument Name	Chart of Account code	Base Currency	Base Amount	EUR
2232 - Syensqo SA - Div Treasury	Hybrid SSA 2.5% MAR26 2232	Hybrid NC5.5 2232	5012000100		-500 000 000,00	
			5012000200		3 120 000,00	
			5012000300		2 250 000,00	
			Total		-494 630 000,00	
		Other Issuance Fees - Hybrid	5012000500		721 218,85	
			Total		721 218,85	
		Total			-493 908 781,15	
	Total				-493 908 781,15	

NB Hybrid bonds (IFRS equity) : NC 5.5 (2026) 500 m€

3.2.3.4 I update Thereof Restricted cash

Source: Trapped cash for rating agencies Q2 2025

Location: \\ucapfs01sco.oxo.priv\LUCAP-USERS\Financial Controlling & Cash Accounting process\7 - Financial Controlling\12 - Tresor GAR Drive\Rating (P2)\2025\Q2 2025

Cash and cash equivalents as per end	m€	1282
Thereof restricted cash*		77

To fill the "Thereof restricted cash", check the amount retrieved in the sheet "2025 Q2" from the file above (divided by 1000).


Total	77 199	Thereof restricted cash*
-------	--------	--------------------------

3.2.4. I update the "S&P Liquidity Template"

Go to tab **S&P Liquidity Template**

This sheet is normally filled automatically from Moody's template and other sources due to the data required are the same.

You need to only change the correct period on the form and update the comments related to the figures.

Check all the report data with file  **2025.06 - Net Indebtedness** stored in \\lucapfs01sco.oxo.priv\LUCAP-USERS\Financial Controlling & Cash Accounting process\7 - Financial Controlling\3 - Monthly closing\2 - Treasury and net debt\2025\06.2025\Net Debt

v4.0

Quarterly Liquidity Report

Syensqo S.A.

Changes are like this

Year	Quarter	Currency	Unit	GAAP	Date filled
2025	2	EUR	Million	IFRS	23.07.2025

10/2025/2025

REMARKS: on the basis of the Q2 2025 results press release (in appendix)

Liquid assets at the end of Q2 2025

Held at:	Parent*	Subsidiaries**	Comment
Unrestricted cash & equivalents	1282	77	
Marketable securities	0		

* Centralized at parent company or at fully-owned financial vehicles

** trapped cash - not available centrally or for intragroup financing (JVs, Reinsurance,...)

Committed lines at the end of Q2 2025

	Line currency	Amount available*	Line size*	Exp. Date	Fin. covenant	MAC	
Syndicated RCF	EUR	1400	1400	Dec 2028	No	No	a 5y back up facility +1y-1y.
BNP Paribas Fortis SA/NV	EUR	175	175	Dec 2026	No	No	a 3y back up facility +1y-1y.
Bank of America Europe Designated Activity Company	EUR	50	50	Dec 2026	No	No	a 3y back up facility +1y-1y.
Bank of China (Europe) S.A.	EUR	70	70	Jan 2027	No	No	a 3y back up facility +1y-1y.

Lines of a small amount may be combined into one line. * In the line currency. Standard & Poor's will make the necessary translations

Outstanding debt (including amounts drawn under facilities maturing in the period) at the end of Q2 2025





	To be repaid in:		Comment
	Within one year	> one year	
CP (commercial paper)			
Financial debt (ST debt)	204		
Financial debt (maturing LT)		2865	

NE Hybrid bonds (IFRS equity) : NC 5.5 (2026) 500 m

3.3. Create files for each rating agency.

In the end of the process create two individual files and share them with Corporate Treasury team.

Location: \\lucapfs01sco.oxo.priv\LUCAP-USERS\Financial Controlling & Cash Accounting process\7 - Financial Controlling\12 - Tresoro GAR Drive\Rating (P2)\2025\Q2 2025

Name	Date modified
 Liquidity Assessment Template Q22025	24/07/2025 11:17
 Moody's Liquidity Q22025	24/07/2025 11:15
 S&P Liquidity Q22025	24/07/2025 11:16
 Trapped cash for rating agencies Q2 2025	23/07/2025 09:08

And send them to Corporate Treasury.

Liquidity Assessment for Rating Agencies Q2 2025

Silva, Mónica <monica.silva@syensqo.com>

to Gérald, Edmundo

Hello Gérald

Please find attached the liquidity assessment templates fulfilled for Q2 2025.

Best regards,



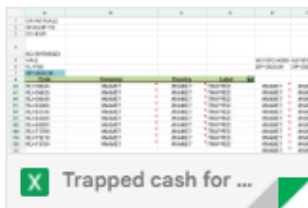
Mónica Silva

Treasury Accounting & Reporting Team Leader
Global Business Services
Av. Tomás Ribeiro 43, 2790-211 Camaxide
M +351 91 248 6812



syensqo.com

4 Attachments • Scanned by Gmail



End of document.