


# My Data Report


Back to [Pricing Dashboard User Documentation - Main Page](#)

[blocked URL](#)

 My Data Report is the module of the pricing dashboard where it is possible to display and download the raw data tables you need for your analyses in an Excel/Spreadsheet format.

**Data accessibility is linked to the [visibility model](#), if your profile does not allow to see costs/ICM data, you will not see all the information of this page!**


## My Data Report Navigation

 There are several data set available in my data report

- Sales Report
- Margin Waterfall
- Sales Chart
- Campaign report
- Currency Exchange Rate

All reports can be saved using the bookmark function (see "[How to create a bookmark](#)")

## My Data Report Information

 Find all the [dimensions](#) and [measures](#) available in my data report.

### How to download data?

1. Right-click the table in My Data Report you want to download data from.
2. Select [blocked URL](#) Download as... and Export data.
3. Click the link to download the data file.
4. Open or save the file.

The default maximum number of rows and columns in the Excel export file is:

- 1048566 rows per sheet. For pivot tables: 1048566 column dimensions. 10 rows can be added after the export.
- 16384 columns per sheet. If the number of columns exceeds the limit, the exported file is truncated and a warning message is sent.

### How to use the currency fx rate?

Sheet Storytelling

CAR3\_CURRENCY MONTH  
USD Jul 2023

Region (Ship... Group Customer Segment Sold-To Group Sold-to Ship to KA Sales Rep GBU Product Fa

Currency Exchange Rate

Currency Month FX Rate to EUR FX Rate to USD Table Analytic Search

Dimensions: Currency Month

Currency	Month	FX Rate to EUR	FX Rate to USD
USD	Jul 2023	0.90455989	1

MY DATA REPORT

GBU Corp. Region (Ship... Group Customer Segment Sold-To Group Sold-to Ship to KA Sales Rep GBU Product Family Product Product Hierarchy Manuf. Plant Act

W/O Internal Sales Consolidate - Yes

R3B: No K EUR USD K KC

\*Quantities ex

Sales Report Sold-To Group Actual Volumes Actual Sales Actual Unit Price Table Analytic Search

Year Quarter Month

YTD L12M Act Orderbook Report

CY ±12M All Campaign Report

Currency Exchange Rate

Sales Report by Sales Order Actual & Fcst

ICM/Costs (Actuals & Fcst)

Budget

Update Layout

**To note: Sales in DC are the real values (ie match BW). Sales in LC are converted from DC with a daily FX rate. Sales in EUR are converted from LC with a monthly rate. See example below-**

Local currency	Hypothetical Sales in LC	Conversion to EUR	Sales in Eur
USD	1000000	0.90455989	1105509.996