

I identify the differences between the BFC interfaces from PF2/PI2 and WP2 systems

Tasks to be completed when documenting an operation (from creation to publication)

1. Enter the **Title of the operation / page**

2. Add the following Labels:

- Scope of applicability: ww, country_accounting
- Country or group of countries (if applicable): belux, china, france, italy, lam, nam,uk_ie, bulgaria, dach, netherlands, iberia, poland, latvia, australia, india, japan, south_korea, thailand, singapore, new_zealand, emea_transversal, apac_transversal
- Unit and Domain according to the [List of labels to be used in the Finance Service Line space](#)
 - E.g. 1: WW Operation in Financial Accounting under domain "Central Finance Processes & Compliance":
 - Labels to be used: *ww, financial_accounting, central_fin_proc_compliance*
 - E.g. 2: France Operation in Financial Accounting:
 - Labels to be used: *country_accounting, france, financial_accounting*
(for country operations, the Domain is always country_accounting)

3. Fill in all fields as described above

4. Name the title of each section using OPD methodology naming convention - **Infinitive verb without the "to", mainly action verb...something) -" I do something..."**

5. Once the description of the operation is completed, ensure it is approved and published by launching the [SBS-Finance approval workflow](#)


Domain: SU Financial Accounting / Central Finance Processes & Compliance

Responsibility area: Ensure figures reporting

Table of contents

- [Tasks to be completed when documenting an operation \(from creation to publication\)](#)
- [1. Enter the Title of the operation / page](#)
- [2. Add the following Labels:](#)
 - [Scope of applicability: ww, country_accounting](#)
 - [Country or group of countries \(if applicable\): belux, china, france, italy, lam, nam,uk_ie, bulgaria, dach, netherlands, iberia, poland, latvia, australia, india, japan, south_korea, thailand, singapore, new_zealand, emea_transversal, apac_transversal](#)
 - [Unit and Domain according to the List of labels to be used in the Finance Service Line space](#)
- [3. Fill in all fields as described above](#)
- [4. Name the title of each section using OPD methodology naming convention - Infinitive verb without the "to", mainly action verb...something\) -" I do something..."](#)
- [5. Once the description of the operation is completed, ensure it is approved and published by launching the SBS-Finance approval workflow](#)
- [Table of contents](#)
- [1. Objective and Scope](#)
 - [1.1. Objective of this Operation](#)
 - [1.2. Scope](#)
- [2. Definitions](#)
- [3. Task description](#)
- [3.1 I identify the differences between the BFC interfaces from PF2/PI2 and WP2 systems](#)

Scope



ERP



Frequency



References

ZZF_BFC_COLLECTIVE.

ZWFA67A MAGNITUDE - Interface
COPA P&L.

ZWFA113

ZWFAT038A

SM30 ZZF_BFC_COPA_VF,

ZWFA46A > ZWFAT110 :FC/PPE
Rubrics

Forms

Attachments

I identify the relevant transactions while handling BFC interfaces << I identify the differences between the BFC interfaces from PF2/PI2 and WP2 systems >> I identify the several tables and sets used in the BFC Interfaces

1. Objective and Scope

1.1. Objective of this Operation

The goal of this operation is to have all the necessary configurations in the BFC related tables and sets correctly updated, in order to have the SAP /BFC interface working properly.

1.2. Scope

The scope of this operation is a worldwide scope, for all Entities using PF2, PI2 and WP2 systems and accounting systems.

2. Definitions

See [Finance Glossary](#):

3. Task description

3.1 I identify the differences between the BFC interfaces from PF2/PI2 and WP2 systems

1. One of the differences between PF2 BFC Interfaces and WP2 BFC Interfaces remain in the **CO-PA retrieve**.

In PF2 PL headings retrieve is done via ZZF_BFC_COLLECTIVE.

In WP2, PL headings retrieve is done by running transaction ZWFA67A MAGNITUDE - Interface COPA P&L.

There are also other two transactions in order to fill in the information for schedules

L6710 acquisition by CGU and Site(transaction ZWFA113);

L6720 Fixed asset closing balance (transaction ZWFAT038A).



In WP2, P&L headings retrieve is done by running transaction ZWFA67A MAGNITUDE - Interface COPA P&L. Depending if this is a monthly or quarterly closing, selections may defer.

Only after running this transaction can the ZZF_BFC_COLLECTIVE be run and consider the P&L headings. The origin O is not selectable in WP2 environment.

W1.5.8(004) Financial Consolidation - Interface COPA P&L

Selection criteria

Company Code	7523
Reference field of quantity	VVA04
Ship-to country	BR
Default administrative zone	AMSU
Periodicity	
Period block/fiscal year	001.2023 to 008.2023
Logical file	ZWFA003700_0010_7523

Update collecting table ZZF_BFC_XXXX

Update collecting table ZZF_BFC_XXXX

Monthly extraction (Family BF)

Quarterly extraction (Families B1,B2,B3)

For the integration in ZZZ_BFC_XXXX,

This transaction created a logical file. Via SM37, we can check the outcome by double clicking in the spool.

JobName	Spool list	Job documentation	Job CreatedBy	Status	Start date	Start Time	Duration(sec.)	Delay (sec.)
ZWFA003700				Finished	05.09.2023	20:17:18	17	0
*Summary							17	0

```

Rhodia Core System                W1.5.8(004) Financial Consolidation - Interface COPA P&L                Date 05.09.2023
WP1/400/20:17:18                  ZWFA003700/                                                                    Page      1

Company Code                       7523
Reference field of quantity         VVA04
Ship-to country                     BR
Default administrative zone        AMSU
Periodicity :                       All
Period block/Fiscal year :         001.2023 to 008.2023
starting date regarding the use of FC market from COPA :
2008005
Detailed file for controls
Rubric in FC :                      All

Nb of records transferred in file /exploit/FA/data/W158_00_7523.csv          :      823
Nb of records transferred in file                                           :           0
Nb of records transferred in file /exploit/FA/data/W158_08_7523_0905.csv    :      308
Nb of records transferred in table ZZF_BFC_XXXX                             :      823

MESSAGES LIST

No MAGNITUDE enterprise code found for ENTRP00214/20230801 (table ZWFAT113)
No MAGNITUDE enterprise code found for ENTRP00226/20230801 (table ZWFAT113)

```

2. Another difference between PF2 and WP2 is that there are also other two transactions in WP2 to fill in the information for schedules:

L6710 Acquisition by CGU and Site (transaction ZWFA113);

L6720 Fixed asset closing balance (transaction ZWFAT038A).

If the update tables is not flagged, it will only display the figures and will not be considered in the ZZF_BFC_COLLECTIVE.

ZWFA113

ZWFAT038A

L6710 acquisition by CGU and Site

My defaults

Filter options

Company Code: 3828
Fiscal Year: 2023
From period: 1 Up to period: 0
Depreciation area: 01
Asset class: to

Choose path to create files

File not required:
Path and file name:

Update collecting table ZZF_BFC_XXXX

Update collecting table ZZF_BFC_XXXX

Monthly extraction (Family BF)

Quarterly extraction (Families B1,B2,B3)

Run in background

Run in SCMA

Interface magnitude L6720 fixed assets balance by CGU

My defaults

Select filter criteria

Company Code: 3828
Fiscal Year: 2023
Posting period: 0
Asset: to
Sub-number: to
SRES Depreciation area: 1
Impairment Depreciation area: 0

Layout options

Layout:

File options

File not required:
Local filename:

Update collecting table ZZF_BFC_XXXX

Update collecting table ZZF_BFC_XXXX

Monthly extraction (Family BF)

Quarterly extraction (Families B1,B2,B3)

Run in background

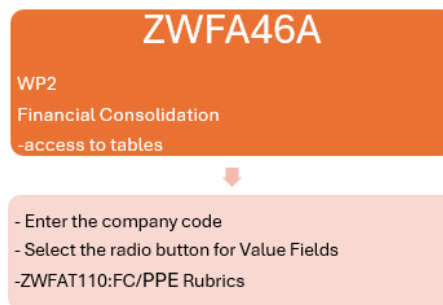
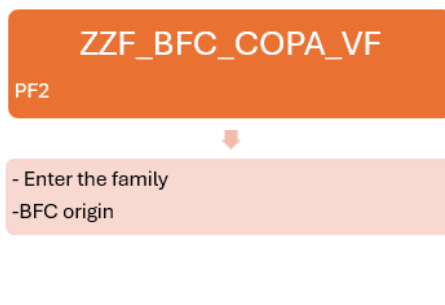
Run in SCMA

Standard Log options

Internal ID: L6720 fixed assets clearing balance by CGU

3. The last difference between PF2 and WP2 is related to the tables used by SU MAC to manage the P&L headings.

In PF2, the table used is ZZF_BFC_COPA_VF, while in WP2 it is ZWFA46A > ZWFAT110 :FC/PPE Rubrics



ZZF_BFC_COPA_VF

ZZF_BFC_COPA_VF

ZZF_BFC_COPA_VF

Family	Scheme	BFC Origin	Activity(OECD)	Field Name	Valid From	to	Heading	Sign
B1	SA0	O		VVM16001	01.01.2023	31.12.9999	R53713	-
B1	SA0	O	*	VVM16001	01.01.2023	31.12.9999	R53713	-
B1	SA3	O	*	VVM16001	01.01.2023	31.12.9999	R53713	-
B2	SA0	O		VVM16001	01.01.2023	31.12.9999	R53713	-
B2	SA0	O	*	VVM16001	01.01.2023	31.12.9999	R53713	-
B2	SA3	O	*	VVM16001	01.01.2023	31.12.9999	R53713	-
BF	SA0	O		VVM16001	01.01.2023	31.12.9999	R53713	-
BF	SA0	O	*	VVM16001	01.01.2023	31.12.9999	R53713	-

ZWFA46A

Display View "MAGNITUDE - RUBRICS": Overview

MAGNITUDE - RUBRICS

Rubric gp	Record type	Valid From	Field name	MGN Categ.	Period.	Sign	Scheme
R1	C2	01.01.2023	VVM16001	R53713	M Monthly	-	SA0