

I implement a new business structure in PF2

Domain: Finance Data & Reporting

Responsibility area: Ensure consistency of Reporting axis

Table of contents

- [Table of contents](#)
- [1. Objective and Scope](#)
 - [1.1. Objective of this Operation](#)
 - [1.2. Scope](#)
- [2. Definitions](#)
- [3. Tasks description](#)
 - [3.1. I receive the information that a new business structure needs to be implemented in PF1](#)
 - [3.2. I analyze and validate the information provided in the request](#)
 - [3.3. I implement a new "BFC activity 1"](#)
 - [3.4. I implement a new PIF \(product division\) in existing "activity 1"](#)
 - [3.5. I implement a new profit center for existing PIF and "BFC activity 1"](#)
 - [3.6. I implement a reorganization of reporting elements "below activity 1"](#)
 - [3.7. I implement a reorganization of reporting elements above "BFC Activity 1"](#)
 - [3.8. I request the creation of the new business structure elements](#)
 - [3.9. I request to create / update the COPA characteristics](#)

Scope



WW

ERP



PF1



PI1

Frequency



**On
Demand**

References

[PF2 - Table ZZF_BFC_DIV_COVV - Trans codification between "reporting division" and BFC Act1](#)

[PF2 - Table TGSB \(view ZZRTGSBV\) - Business area](#)

[PF2 - Table ZZR_REPO_BU - Reporting: Business Unit](#)

[PF2 - Table ZZR_REPO_SBU - Reporting: Sub Business Unit](#)

[PF2 - Table ZZR_REPO_SCLU - Sub Cluster](#)

[PF2 - Table ZZR_REPO_CLU - Clusters](#)

[PF2 - Table ZZR_REPO_DIV - Reporting](#)

[PF2 - Table ZZF_BFC_MARKET - BFC Activity 1](#)

[PF2 - Table ZZR_REPO_DIV_EXC - Reporting division conversion - Exceptions](#)

[PF2 - Table ZZF_BFC_DIVPARTV - Division partner determination](#)

[KES2 - COPA Characteristics](#)

Forms

Attachments

Previous OP << I implement a new business structure in PF2 >>

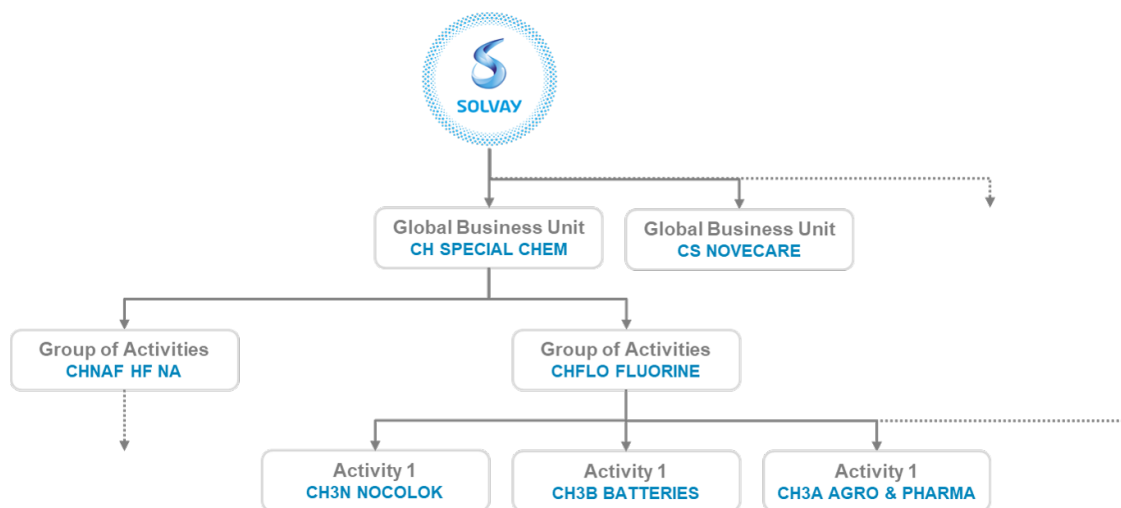
1. Objective and Scope

1.1. Objective of this Operation

Solvay is organized in:

- Cluster: top level of the Group structure,
- Global Business units (GBU): main operational and financial sub-division,
- Group of activities : sub-division of a GBU,
- BFC activity 1: main level of the BFC reporting,
- BFC activity 2 : sub-division of “activity 1”, based on an “industrial axis” – it is mainly used in WP1 and is also known as “CGU”. In PF1 it has a one to one relation with Activity 1.
- Lower reporting levels : [PIF](#) in PF1

This structure is used to provide the proper reports for business follow-up:



The purpose of this document is to provide the operational / technical details describing the maintenance of a [Business structure](#) in PF1 & PI1.

1.2. Scope

This procedure covers the implementation of a new business structure in SAP PF1 and PI1.

2. Definitions

See [Finance - Glossary](#):

- [BFC](#)
- [Business area](#)
- [PIF](#)
- [GAR](#)

3. Tasks description

3.1. I receive the information that a new business structure needs to be implemented in PF1

All requests for data under the responsibility of Finance Data & reporting must be made through the [“MDWF” workflow](#) .

For complex changes and topics, there are usually several preliminary contacts and the workflow is created when the solution has been designed and agreed.

In terms of reporting axes, the information can also be provided by an email from Corporate Controlling.

3.2. I analyze and validate the information provided in the request

The description of the process to define Reporting axes in PF1/PI1 can be divided into 5 sub-processes, for an easier understanding :

1. [New "BFC activity 1"](#)
2. [New PIF](#) in existing "BFC activity 1"
3. [New profit center](#) for existing PIF and "BFC activity 1"
4. [Reorganization of reporting elements below "BFC activity 1"](#)
5. [Reorganization of reporting elements above "BFC activity 1"](#).

The business structure is maintained by Group & Accounting Reporting team and the updated list can be found in [AODocs](#).

3.3. I implement a new "BFC activity 1"

The creation of a new "BFC Activity 1" is requested by the GBU and approved by GAR / Corporate Controlling, who assigns its code in BFC, as well as its position in the global organization chain up to the "Cluster" and the related BFC Activity 2.

After GAR's approval, the GBU needs to communicate to Finance Data & Reporting the necessary elements in order to activate the set-up process.

The BFC activity 1 is mainly materialized in SAP PF1 and PI1 by :

- the [Business area](#) , for postings linked to the Balance sheet,
- [Reporting profit centers](#), for postings linked to the P&L.

For the operations linked to material movements (purchasing, consumption in production process, sales...), the Business area is determined by the combination of the division ([MM03 - Display the Division](#)) and the plant code. All combinations are maintained in the [Table T134G \(view V_T134G_WS\)](#).

For costing operations, the Business area is specified in the [cost center](#) or other objects,

For other operations, the Business area can be entered manually in the document.

In case the operation arrives in the BFC / BW interface without business area, a default business area is determined by company code in table [ZZR_R EPO_DIV_EXC](#) (records for "dummy reporting divisions 00 and 99). This table also enables a change of Business Area in the BFC interface, creating a difference between the accounting documents in the ERP system and the data transmitted to BFC.

A "BFC Activity 1" involves the following SAP objects:

- BFC Activity 1 [PF2 - Table ZZF_BFC_MARKET - BFC Activity 1](#)
- Reporting Division = BFC "activity 1" [trans codified into 2-character code if initially longer] [PF2 - Table ZZR_REPO_DIV - Reporting](#)
- Trans codification between the Reporting Division and the BFC Activity 1 [PF2 - Table ZZF_BFC_DIV_COVV - Trans codification between "reporting division" and BFC Act1](#)
- Business area = way of representing the "activity 1" for most SAP postings [PF2 - Table TGSB \(view ZZRTGSBV\) - Business area](#)
- PIF ("Produit Issu de Fabrication"), materialized by two SAP objects :
 - Level of the "commercial hierarchy" [PF2 - Table ZZRT179V - Product hierarchies](#)
 - Product division [PF2 - Table ZZRTSPAV - Product divisions](#)
- Profit Centers and their hierarchies, on two levels :
 - global profit center representing the "activity 1" (D + business area code)
 - detailed profit centers at PIF / industrial origin level (F* range).
 - In both cases, additional profit centers can be necessary, based on the partner company.
- COPA Characteristics Transaction [KES2 - COPA Characteristics](#)

The implementation of a new "BFC activity 1" requires the following steps:

- **GAR** informs of the creation of a "BFC activity 1" with its BFC code
- The **GBU controller** defines with the GBU Marketing & Sales department, the appropriate product hierarchy structure. The GBU controller makes a request to Finance Data & Reporting team, including the following elements :
 - New BFC Activity 1;
 - "PIF" contained in the hierarchies, specifying whether they are new PIF or re-assignment of existing PIF – giving the product hierarchy of the new PIFs;
 - For each PIF, the list of the involved industrial origins (either linked to actual production, or external purchases or "mix of bulks" in external storages). In case of implementation in PF1 of a WP1 product division, WP1 code of these product divisions;
 - For each PIF, the list of the plants for which automatic determination of the business area is needed to derive the new business area;
 - Possible additional profit centers to be created to include the partner company.
- **Finance Data & Reporting team** :
 - Create the Reporting Division in [PF2 - Table ZZR_REPO_DIV - Reporting](#), [PF2 - Table ZZF_BFC_MARKET - BFC Activity 1](#), and [PF2 - Table ZZF_BFC_DIV_COVV - Trans codification between "reporting division" and BFC Act1](#) in PRS (PF1-050);
 - Open a Service one request to IT Materials & Structure Data team requesting the update of the [PF2 - Table TGSB \(view ZZRTGSBV\) - Business area](#) with the new business area code and the update of [PF2 - Table T134G \(view V_T134G_WS\) - Business Area determination](#) whenever we have the required information
 - Checks in transaction [KES2 - COPA Characteristics](#) in PF1-020 if the new COPA characteristics codes are already available .

After the confirmation by IT Materials & Structure Data team, proceed to the creation of the [Profit Center - Master Data](#):

- Create the D* profit center at "reporting division" level and insert it directly under the node representing the BU.

- Create the F* profit centers representing the combination of “PIF + industrial origin + bulk / pack”.

If needed, insert the “partner division” for some companies purchasing the goods represented by this “activity 1” (PF2 - [Table ZZP_BFC_DIVPARTV - Division partner determination](#)).

If needed and exceptionally / temporarily, force a change of Business area in table [PF2 - Table ZZR_REPO_DIV_EXC - Reporting division conversion - Exceptions](#), to change the “business area – activity 1” in the BFC / BW interface to by-pass the one in the documents, when changes are decided when there are open documents.

When these activities are completed, **Finance Data & Reporting team** informs the Controller and the project team so they can undertake the downstream activities, according to 3 scenarios. Most often, these actions are included in a “mini-project” to be coordinated by IT teams:

1. **First scenario:** “brand new” materials – this is the easiest scenario:
 - a. Insert profit center in the material costing view (F* for finished goods to be sold and D* for raw materials).
 - b. Check that the combination “plant / product division” exists in [PF2 - Table T134G \(view V_T134G_WS\) - Business Area determination](#) .
2. **Second scenario:** existing materials but without stock :
 - a. Idem as first scenario plus possible updates of open sales orders and other documents using the profit center. [PF2 - Table T134G \(view V_T134G_WS\) - Business Area determination](#) can only be updated under this scenario if there is no stock for any material representing the combination “plant / product division”. Otherwise, scenario 3 must be activated.
3. **Third scenario:** existing materials with stock: this is the most complex scenario, requiring a series of sequential actions, usually coordinated by an IT Project team. As the working capital is calculated by “BFC Activity 1”, existing stock must be moved from the old to the new Activity 1. The safest way of achieving this, even not the simplest, is to go through a “zero stock” phase. It is strongly advised that this operation is done under the coordination of IT people used to this type of operations.
As no shipments or stock consumption is possible during the operation, it needs to be made at a time of low activity as to be agreed with the local Supply Chain manager:
 - a. 1st phase: the stock is removed to arrive at a zero stock situation and thus cancelling the working capital on the old Business area.
 - b. 2nd phase: all updates are made in [PF2 - Table T134G \(view V_T134G_WS\) - Business Area determination](#), profit center in material costing views....
 - c. 3rd phase: the stock is reinstated as before, reloading thus also the working capital on the new Business Area.

Other updates might be needed at different times, to be ascertained and coordinated by the IT project team.

3.4. I implement a new PIF (product division) in existing “activity 1”

This sub-process deals with the request of a new product division within an existing “BFC Activity 1”.

The GBU needs to communicate to Finance data & Reporting the necessary elements in order to activate the set-up process.

We need to make sure that the new PIF is “independent” from existing ones and that they do not ask a PIF under or above an existing one.

The PIF (“Produit Issu de Fabrication”) is a level of the “commercial hierarchy”. It is materialized in SAP by three objects :

- level of the “commercial hierarchy”, under the responsibility of SCMS (Supply Chain, Marketing & Sales)
- product division maintained in the material master data
- profit centers for finished goods.

A PIF involves the following SAP objects:

- PIF (“Produit Issu de Fabrication”), materialized by two SAP objects :
 - level of the “commercial hierarchy”, under the responsibility of under the responsibility of SCMS (Supply Chain, Marketing & Sales) [PF2 - Table ZZRT179V - Product hierarchies](#)
 - product division [PF2 - Table ZZRTSPAV - Product divisions](#)
- Profit Centers and their hierarchies: detailed profit centers at PIF / industrial origin level (F* range).
- COPA Characteristics Transaction [KES2 - COPA Characteristics](#) in PF1-020

The implementation of a new “PIF product division” within an existing “BFC activity 1” requires the following steps :

- The **GBU controller** defines with the GBU Marketing & Sales department the appropriate product hierarchy structure.
- In case of implementation in PF1 of a WP1 product division, and in the absence of specific requirement from SCMS, the “minimum” hierarchy is determined by Finance data & reporting in basis of the other data.
- The **GBU controller** makes a request to **Finance data & Reporting**, including the following elements :
 - Activity 1 in which the new PIF will be reported.
 - “PIF” contained in the hierarchies, specifying whether they are new PIF or re-assignment of existing PIF – giving the product hierarchy of the new PIFs.

- For each PIF, the list of the involved industrial origins (either linked to actual production, or external purchases or “mix of bulks” in external storages).
 - In case of implementation in PF1 of a WP1 product division, the WP1 code of these product divisions.
 - For each PIF, the list of the plants for which automatic determination of the business area is needed to derive the new business area.
 - Possible additional profit centers to be created to include the partner company.
- Usually, the request for the new product hierarchy is made to **IT Materials & Structure Data team** by the GBU, either Controller or Marketing.
 - Finance data & reporting analyses the request and, if all clear and OK :
 - Create the F* profit centers representing the combination of “PIF + industrial origin + bulk / pack”.
 - Checks in transaction [KES2 - COPA Characteristics](#) in PF1-020 if the new COPA characteristics codes is already available .
 - When these activities are completed, **Finance data & reporting** informs the Controller and the project team so they can undertake the downstream activities (material profit center, open orders...).

3.5. I implement a new profit center for existing PIF and “BFC activity 1”

This sub-process deals with the request of a new F* profit center for an existing PIF, without change of “BFC activity 1”. It is much simpler because it only involves the creation of profit centers.

It can be prompted by a new industrial origin or the need of a specific partner. The decision is usually made by a GBU Controller.

The GBU needs to communicate to Finance data & reporting the necessary elements in order to activate the set-up process.

The first thing to check is that the requested hierarchy of the profit center corresponds to a PIF, neither under nor above. If not, the request cannot be accepted.

Only the Profit Centers and their hierarchies are involved.

The implementation of a new profit center within existing “PIF / product division” and “BFC activity 1” requires the following steps :

- The **GBU controller** makes a request to the Finance Data & Reporting team, including the same elements as for an “BFC activity 1”, specifying the existing PIF, “BFC activity 1” and industrial origin.
- **Finance Data & Reporting** team analyses the request and, if all clear :
 - Check that the requested profit center is at PIF level, neither above nor under.
 - Create the profit centers insert them into the hierarchy as in the first sub-process.
- The **local Controllers** ask **Service Unit Management accounting team** to update the profit center in the material master data.

3.6. I implement a reorganization of reporting elements “below activity 1”

The “chain” of reporting axes below “BFC activity 1” is materialized in the ERP Solvay (PRS / PF1) and the CICC (PI1) by the following tables :

- [PF2 - Table ZZR_REPO_DIV - Reporting](#) : Division
- [PF2 - Table ZZF_BFC_MARKET - BFC Activity 1](#)
- [PF2 - Table TGSB \(view ZZRTGSBV\) - Business area](#)
- [PF2 - Table ZZF_BFC_DIV_COVV - Trans codification between “reporting division” and BFC Act1](#)
- T134G/H Business Area determination for material movements

All these tables are managed in PRS (PF1-050), from which they are transported automatically every hour to PF1_020 and PI1_020.

In addition, the [PF2 - Table ZZF_BFC_MARKET - BFC Activity 1](#) is automatically transported to WP1 including the corresponding “development”, “quality” and “pre-production” systems.

3.6.1. I verify and update tables ZZR_REPO_DIV, ZZF_BFC_MARKET, ZZF_BFC_DIV_COVV

Table ZZR_REPO_DIV

[PF2 - Table ZZR_REPO_DIV - Reporting](#) formalizes the “BFC Activity 1” in PF1.

There are 2 possibilities :

- The code received by Corporate Controlling is a 2-character code starting with a digit : the code can be taken as such.
- The code received by Corporate Controlling is a 4-character code starting with a letter : the code must be trans-codified to a 2-char code. The first digit represents the GBU
 - **T** - Technology Solutions
 - **C** - Novecare
 - **F** - Fibras
 - **G** - Energy
 - **K** - Aroma Performance

- **M** - Composite Materials
 - **O** - Coatis
 - **S** - Silica
 - **3** - Special Chem
- The second letter is a sequential letter for the "BFC Activity 1", except for the "GBU Non allocated", for which we systematically select letter N.

Example :

- **TA** for TSMIN - TSAL - 609 ALUMINA
- **TB** for TSADT - TSPA - 049 POLYMER ADDITIVES
- **TC** for TSDPH - TSPR - PROBAN
- ...

Exceptions

- For the Non allocated "BFC Activity 1" of a GBU - the second letter is always N (ex: **TN** for TSNAL for TSNR - TECHNOLOGY SOLUTIONS **UNALLOCATED**)
- For the GBU Special Chem - the second letter is the last character of the "BFC Activity 1" code. (ex: **3B** for CH3B - BATTERIES)

Enter :

- the 2-character code resulting from the determination described above
- the description :
 - if the "BFC Activity 1" is a 2-character code : keep the description received in the field "Division medium name" and in "Division long name" (abbreviating the text if too long)
 - if the "BFC Activity 1" is 4-character log : enter the code of the "BFC Activity 1" + " - " + description received in the field "Division medium name" and in "Division long name" (abbreviating the text if too long)
- the 5-character code of the "group of Activities" to which the "BFC Activity 1" belongs to
- the date at which the new "BFC Activity 1" is active (for information only, one record per organization can be entered)
- by default 31.12.9999 as "end date" (for information only, one record per organization can be entered)

Whenever, Corporate Controlling informs us that a "BFC Activity 1" becomes obsolete :

- change the "end date" to the one specified by them
- insert "DO NOT USE – EX " in front of the description.

Table ZZF_BFC_MARKET

PF2 - Table ZZF_BFC_MARKET - BFC Activity 1 formalizes the "BFC Activity 1" with its code and official description.

Enter :

- the 2-digit or 4-character code received from Corporate Controlling
- the description of the "BFC Activity 1"

Whenever, Corporate Controlling informs us that a BFC Activity 1 becomes obsolete : insert "DO NOT USE – EX " in front of the description.

Table TGSB – view ZZRTGSBV

PF2 - Table TGSB (view ZZRTGSBV) - Business area is used to maintain the Business Area by IT Materials & Structure Data team, upon request from Finance Data & Reporting.

The request is done using **Service one** when the previous tables have been updated.

The business area code contains the following data, which must be specified in the request to IT Materials & Structure Data team

The Business Area code is made of three parts:

- 1 character : [Rules - PF2 - Sector code](#)

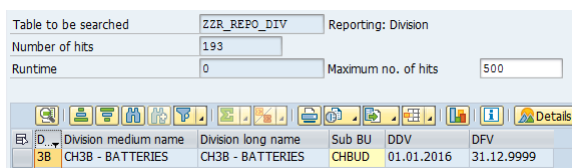


Table to be searched: ZZR_REPO_DIV Reporting: Division

Number of hits: 193

Runtime: 0 Maximum no. of hits: 500

| D | Division medium name | Division long name | Sub BU | DDV | DFV |
|----|----------------------|--------------------|--------|------------|------------|
| 3B | CH3B - BATTERIES | CH3B - BATTERIES | CHBLD | 01.01.2016 | 31.12.9999 |

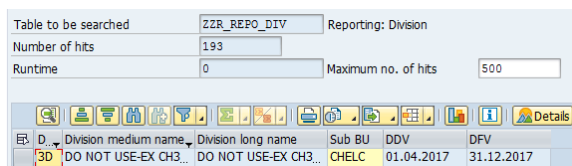


Table to be searched: ZZR_REPO_DIV Reporting: Division

Number of hits: 193

Runtime: 0 Maximum no. of hits: 500

| D | Division medium name | Division long name | Sub BU | DDV | DFV |
|----|----------------------|----------------------|--------|------------|------------|
| 3D | DO NOT USE-EX CH3... | DO NOT USE-EX CH3... | CHELC | 01.04.2017 | 31.12.2017 |

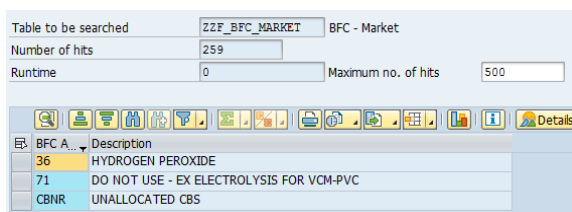


Table to be searched: ZZF_BFC_MARKET BFC - Market

Number of hits: 259

Runtime: 0 Maximum no. of hits: 500

| BFC A | Description |
|-------|--|
| 36 | HYDROGEN PEROXIDE |
| 71 | DO NOT USE - EX ELECTROLYSIS FOR VCM-PVC |
| CBNR | UNALLOCATED CBS |

- 2 character : "BFC Activity 1" = Reporting Division available in the [PF2 - Table ZZR_REPO_DIV - Reporting](#)
- Last character : 0, except for German companies who can use sub-divisions.



- Description = description of Reporting division.
- Initial validity = determined automatically by the system when the record is created.
- End of validity = 31.12.9999 by default.

The dates "valid from" and "valid to" are only attributes. They are present "for information only". Thus only one record per organization element can be entered.

| BusA | BA | XSBA | DDV | DFV | Business area description |
|------|----|------|------------|------------|----------------------------|
| 73A0 | | 73A0 | 01.01.2016 | 31.12.2999 | CH3A - AGRO & PHARMA (CF3) |

When a BFC Activity 1 becomes obsolete, a Service one request must be raised asking the IT Materials & Structure Data team to update :

- the description, inserting a ZZZZ in front of the previous description.
- the end of validity = date on which the "BFC Activity 1" becomes obsolete.

| BusA | BA | XSBA | DDV | DFV | Business area description |
|------|----|------|------------|------------|------------------------------|
| 9KA0 | | 9KA0 | 14.07.2014 | 31.12.2019 | ZZZZ PADI - AROMA - DIPHENOL |

Table ZZF_BFC_DIV_COVV

[PF2 - Table ZZF_BFC_DIV_COVV - Trans codification between "reporting division" and BFC Act1](#) converts the Reporting Division into the official "BFC Activity 1" codes in the interfaces to Reporting systems such as BFC or BW.

It is managed by validity date.

| Div./ | Valid From | Valid To | BFC A... | BFC Act.2 | BFC Part... | BusA | M.Bus.Ar... | Div. |
|-------|------------|------------|----------|-----------|-------------|------|-------------|------|
| 33 | 01.01.2016 | 31.12.2016 | CH3X | CHCGU3XS | CH3X | 7330 | X | 33 |
| 33 | 01.01.2017 | 31.12.9999 | CHNR | CHCGU933 | CHNR | 7330 | X | 33 |

Example until 31.12.2016, the division 33 corresponded to the "BFC Activity 1" = CH3X but from 01.01.2017 it corresponds to the "BFC Activity 1" = CHNR

In case of new reporting division, enter :

- Code of the Reporting Division – from [PF2 - Table ZZR_REPO_DIV - Reporting](#).
- Valid to = 31.12.9999 by default.
- Valid from = date on which the new reporting division is active – should be rather near the "begin validity date" of Business area in [PF2 - Table TGSB \(view ZZRTGSBV\) - Business area](#).
- BFC Activity 1: the official 2 or 4-character code used in BFC, with an existence check in [Table ZZF_BFC_MARKET - BFC Activity 1](#)
- BFC Activity 2: the code supplied by Corporate Controlling – in case several values exist for a given "BFC Activity 1", take the one corresponding to the region which has the most business in that "BFC Activity 1", often EMEA.
- BFC Partner Activity 1 = BFC Activity 1.

In case of a change of a "BFC Activity 1" or "BFC Activity 2" for an existing reporting division:

- Copy the existing record to a new one, changing the "end of validity date" to the last day that record is valid.
- Update the original record :
 - Valid from = date on which the new combination becomes active – must be the day after the one used in the previous step, to avoid gaps or overlaps
 - New "BFC Activity 1" and/or New "BFC Activity 2" – Partner Activity 1 according to the instruction from Corporate Controlling.

In case of obsolescence of BFC Activity 1:

- Copy the existing record to a new one, changing the "end of validity date" to the last day that record is valid.
- Delete the original record.

3.7. I implement a reorganization of reporting elements above "BFC Activity 1"

At the end of each year, Corporate Management decides on the modifications of the group structures, in terms of clusters, GBU, group of activities, "BFC Activity 1" and "BFC Activity 2".

The present section only deals with the situation in which the changes are made only above the "BFC Activity 1" level.

Examples: GBU A is split into two GBUs, A1 and A2. Or GBU B1 and GBU B2 are merged into GBU C.

Finance Data & Reporting receives this information from GAR, who communicates the required changes.

The full hierarchy of Solvay Business structure is implemented in two ways in the ERP Solvay:

1. With a set of tables in PRS, replicated to PF1 and PI1:
 - a. Clusters – PF2 - Table ZZR_REPO_CLU - Clusters
 - b. Groups of GBU, also called sub-clusters – PF2 - Table ZZR_REPO_SCLU - Sub Cluster, including the link to the appropriate cluster
 - c. GBU – PF2 - Table ZZR_REPO_BU - Reporting: Business Unit, including the link to the appropriate “sub-cluster”
 - d. Group of Activities – PF2 - Table ZZR_REPO_SBU - Reporting: Sub Business Unit including the link to the appropriate GBU.
 - e. BFC Activity 1 - PF2 - Table ZZR_REPO_DIV - Reporting includes the link to the “Group of Activities”.
2. The hierarchy of Reporting Profit centers: CHEFCHEOPS, starting from the GBU downwards.

The implementation of a change of organization above “BFC Activity 1” requires the following steps :

- Finance Data & Reporting agrees on a date for implementing the change, together with the GBU Controller.
- Finance Data & Reporting creates a workflow describing the changes to be made and asks the GBU Controller to submit/validate it.
- At the given date, Finance Data & Reporting implements the change in the tables and the profit center hierarchies.

3.7.1. I verify and update tables ZZR_REPO_CLU, ZZR_REPO_SCLU, ZZR_REPO_BU and ZZR_REPO_SBU

All tables listed above are managed in PRS, from which they are transported automatically every hour to PF1_020 and PI1_020. In addition, tables ZZR_REPO_BU is also transported to WP1. This automatic transport system also includes the corresponding “development”, “quality” and “pre-production” systems.



Note

In these tables, the dates “valid from” and “valid to” are only attributes. They are present “for information only”. Thus only one record per organization element can be entered.

Table ZZR_REPO_CLU

The PF2 - Table ZZR_REPO_CLU - Clusters is maintained in PRS (PF1-050), it formalizes the highest level in the Solvay Business hierarchy.

Enter:

- the 4-character code received from Corporate Controlling
- the description received from them
- the date at which the new cluster will be active
- by default 31.12.9999 as “end date”.

| Reporting: Cluster | | | | |
|--------------------|--------------|-----------------------|-----------------|-----------------|
| Cluster | Cluster name | Cluster medium name | Valid beg. date | Valid. end date |
| ADMA | ADVANCED MAT | ADVANCED MATERIALS | 01.01.2010 | 31.12.9999 |
| CBSY | CBS & ENERGY | CBS & ENERGY | 01.01.2010 | 31.12.9999 |
| COCH | ADV.FORMUL. | ADVANCED FORMULATIONS | 01.01.2010 | 31.12.9999 |
| PECH | PERF.CHEMS | PERFORMANCE CHEMICALS | 01.01.2010 | 31.12.9999 |
| POLY | FUNCTION POL | FUNCTIONAL POLYMERS | 01.01.2010 | 31.12.9999 |

Whenever, Corporate Controlling informs us that a cluster becomes obsolete :

- change the “end date” to the one specified by them
- insert “ZZZZ ” in front of the description.

Table ZZR_REPO_SCLU

The PF2 - Table ZZR_REPO_SCLU - Sub Cluster is maintained in PRS (PF1-050), it formalizes the second level in the Solvay Business hierarchy.

Enter :

- the 3-character code received from Corporate Controlling
- the description received from them both in “medium name” and in “name”, abbreviating the latter if too long
- the 4-character code of the cluster to which the sub-cluster belongs to
- the date at which the new sub-cluster will be active
- by default 31.12.9999 as “end date”.

| Reporting: Sub Cluster | | | | | |
|------------------------|------------------|-------------------------------|---------|-----------------|-----------------|
| Sub ... | Sub cluster n... | Sub cluster medium name | Cluster | Valid beg. d... | Valid. end date |
| ADM | ADM | ADM | ADMA | | |
| AES | AES | AES | PECH | | |
| CBS | CBS | CBS | CBSY | | |
| COC | COC | COC | COCH | | |
| CVI | CHLOROVINYLS | CHLOROVINYLS | POLY | | |
| ECB | ESS.CHEMS | ESSENTIAL CHEMICALS (-> 20... | PECH | 01.01.2010 | 31.12.2013 |
| GCH | SPECIAL CHEM | SPECIAL CHEM | ADMA | 01.04.2015 | 31.12.9999 |
| GCM | COMPOSITES | COMPOSITES MATERIALS | ADMA | 01.01.2016 | 31.12.9999 |
| GCS | NOVECARE | NOVECARE | COCH | 01.01.2014 | 31.12.9999 |
| GCT | COATIS | COATIS | COCH | 01.01.2014 | 31.12.9999 |

Whenever, Corporate Controlling informs us that a sub-cluster becomes obsolete :

- change the “end date” to the one specified by them
- insert “ZZZZ ” in front of the description.

Table ZZR_REPO_BU

The **PF2 - Table ZZR_REPO_BU - Reporting: Business Unit** is maintained in PRS (PF1-050), it formalizes the third level in the Solvay Business hierarchy: the "Global Business Unit"

Enter :

- the 2-character code received from Corporate Controlling
- the description received from them both in "medium name" and in "name", abbreviating the latter if too long
- the 3-character code of the sub-cluster to which the GBU belongs to
- the date at which the new GBU will be active
- by default 31.12.9999 as "end date".

Whenever, Corporate Controlling informs us that a GBU becomes obsolete :

- change the "end date" to the one specified by them
- insert "ZZZZ" in front of the description.

Table ZZR_REPO_SBU

This **PF2 - Table ZZR_REPO_SBU - Reporting: Sub Business Unit** is maintained in PRS (PF1-050), it formalizes the fourth level in the Solvay Business hierarchy: the "Group of activities".

Enter :

- the 5-character code received from Corporate Controlling, starting with the 2-character code of the GBU
- the description received from them both in "medium name" and in "name", abbreviating the latter if too long
- the 2-character code of the GBU to which the "group of activities" belongs to
- the date at which the new GBU will be active
- by default 31.12.9999 as "end date".

Whenever, Corporate Controlling informs us that a GBU becomes obsolete :

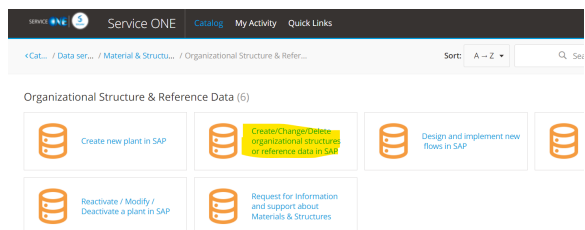
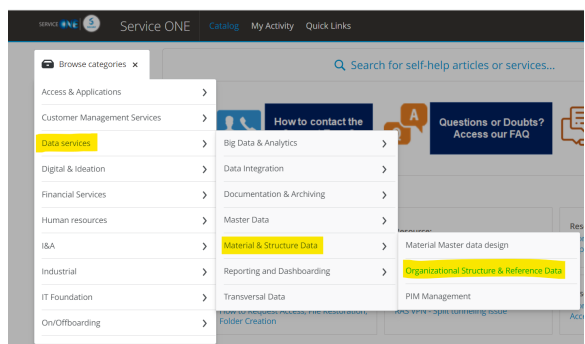
- change the "end date" to the one specified by them
- insert "ZZZZ" in front of the description.

| Reporting: Business Unit | | | | | |
|--------------------------|------------------|----------------------------|---------|-----------------|-----------------|
| B.U. | Business unit... | BU medium name | Sub ... | Valid beg. date | Valid. end date |
| FB | CBS & NBD | CBS & NBD | CBS | 01.01.2010 | 31.12.9999 |
| CC | CHLOR CHEMIC | CHLOR CHEMICALS | CVI | 01.01.2010 | 31.12.9999 |
| CH | SPECIAL CHEM | SPECIAL CHEM | GCR | 01.04.2015 | 31.12.9999 |
| CM | COMPOSITES | COMPOSITES MATERIALS | GCM | 01.01.2016 | 31.12.9999 |
| CP | COATIS INT.P | COATIS INTERNAL PRICING | GCT | 01.01.2010 | 31.12.9999 |
| CS | NOVECAR | NOVECAR | GCS | 01.01.2010 | 31.12.9999 |
| CT | COATIS | COATIS | GCT | 01.01.2010 | 31.12.9999 |
| EB | EMERGING BIO | EMERGING BIOCHEMICALS | GEB | 01.01.2010 | 31.12.9999 |
| EC | ESSENTIAL CH | ESSENTIAL CHEMICALS (-> 20 | ECB | 01.01.2010 | 31.12.2013 |
| EP | ENGINEERING | ENGINEERING PLASTICS (-> 2 | POM | 01.01.2010 | 31.12.2015 |
| ES | ECO SERVICES | ECO SERVICES | GES | 01.01.2010 | 31.12.9999 |

| Reporting: Sub Business Unit | | | | | |
|------------------------------|-----------------|---------------------|-----------|-----------------|-----------------|
| Sub BU | Sub business... | SBU medium name | Bus. Unit | Valid beg. date | Valid. end date |
| BCBS | CBS | CBS | CB | 01.01.2010 | 31.12.9999 |
| BCBYT | BU CYTEC COR | BU CYTEC CORPOR... | CB | 01.01.2016 | 31.12.9999 |
| CBDIS | BU CBS Disco | BU CBS Discop | CB | 01.01.2010 | 31.12.9999 |
| CBNBD | NBD *D* | NBD *D* | | | |
| CCALD | ALLYL & DERI | ALLYL & DERIVATI... | CC | 01.01.2010 | 31.12.9999 |
| CCOLY | ELECTROLYSIS | ELECTROLYSIS | CC | 01.01.2010 | 31.12.9999 |
| CHAFM | SCPC | SCPC | CH | 01.04.2015 | 31.12.9999 |
| CHAUM | AUTOMOTIVE | CH - AUTOMOTIVE | CH | 01.01.2016 | 31.12.9999 |
| CHBUD | AGRO & PHAR | AGRO & PHARMA | CH | 01.01.2016 | 31.12.9999 |
| CHCOR | FLU-S&E | SPECIAL CHEM - CO | CH | 01.04.2015 | 31.12.9999 |
| CHELC | CH-ELECTRONI | CH - ELECTRONIC C | CH | 01.01.2016 | 31.12.9999 |
| CHFLU | CH-FLUORES | CH - SPECIAL CHEM | CH | 01.04.2015 | 31.12.9999 |
| CHIRM | INSULATION | CH - INSULATION M | CH | 01.01.2016 | 31.12.9999 |
| CHLIS | LIFE SCIENCE | SPECIAL CHEM - LIF | CH | 01.04.2015 | 31.12.9999 |

3.8. I request the creation of the new business structure elements

Open a [Service one](#) request requesting the update of **PF2 - Table TGSBV - Business area** (view ZZRTGSBV) - Business area with the new business area code

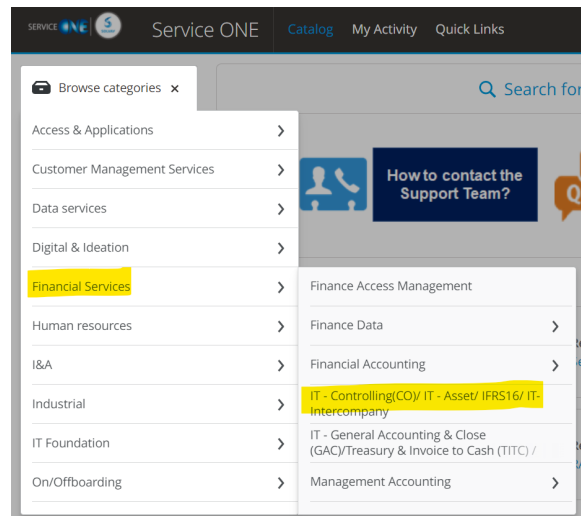


3.9. I request to create / update the COPA characteristics

For new entries/codes, COPA characteristics are automatically updated.

Check in transaction [KES2 - COPA Characteristics](#) if the new COPA characteristics code is already available.

If not, open a [Service one](#) request, asking to update it accordingly:



< Catalog

D4 (required)

- Yes
- No

Category L2 (required)

IT Finance - Controlling (CO)

Category L3

IT - Controlling Structures Management

Category L4

IT - Mass update or manual update of COPA characteristic / derivation rule