

# C&C Onboarding Account

## Overview

Step by step process on how to onboard new

- [Corporate Group](#)
- [Accounts](#) (part of an existing Corporate group on C&C)
- [Contacts](#) (part of accounts on C&C)
- [Products](#)

Concerned profiles:

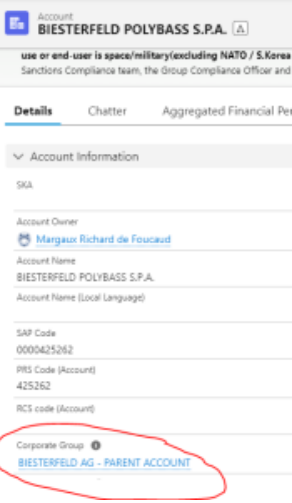
[SALES MGR / DIR](#)

[SALES REPS](#)

## Table of content

- [Step-By-Step](#)
  - [Step 1 - In Icare](#)
  - [Step 2 -](#)
- [Related articles](#)
- [Need help?](#)

## Step-By-Step

<h3>Step 1 - In Icare</h3> <p><a href="#">SALES REPS</a></p>	
<p>1 . 1 O n b o a r d n e w C o r p o r a t e G r o u p</p> <p>Go to the <b>account</b> you want to onboard: Ensure it is linked to a Corporate Group &amp; click on the <b>Corporate Group</b></p>	 <p>Account <b>BIESTERFELD POLYBASS S.P.A.</b> <span>ⓘ</span></p> <p><b>use or end-user is space/military(excluding NATO) / S.Korea</b> Sanctions Compliance team, the Group Compliance Officer and</p> <p><b>Details</b> Chatter Aggregated Financial Per</p> <p>Account Information</p> <p>SKA</p> <p>Account Owner <a href="#">Margaux Richard de Foucault</a></p> <p>Account Name BIESTERFELD POLYBASS S.P.A.</p> <p>Account Name (Local Language)</p> <p>SAP Code 0000425262</p> <p>PRS Code (Account) 425262</p> <p>RCS code (Account)</p> <p>Corporate Group <span>ⓘ</span> <a href="#">BIESTERFELD AG - PARENT ACCOUNT</a></p>

1  
2  
On board new Corporate group

Account BIESTERFELD AG - PARENT ACCOUNT

Account Owner: Admin User | GBU Segment: Key Distributor | Reporting Region: ECCO

Details | Chatter | Aggregated Financial Perfor... | Parent Overview | Related | NPS Si

Account Information

Account Name	BIESTERFELD AG - PARENT ACCOUNT	PRS Code (Corporate)	801018
Account Owner	Admin User	RCS Code (Corporate)	GRCL204119
Account Record Type	Corporate Group Record Type	Partner Corporate Group	<input checked="" type="checkbox"/>

1  
3  
Go Back to the Account, top right hand side, click on the arrow

Account BIESTERFELD PLASTIC GMBH

+ Follow | New Contact | New Meeting Report | 360 view

1  
4  
On board new Account

On the account Click on the **Enable as a Partner**

If the account is already set up on the C&C portal, the option **Enable as Partner** will not be visible

Debug: If already enabled, field "ispartner" (hidden for some users) is Yes

Account BIESTERFELD IBERICA, SL

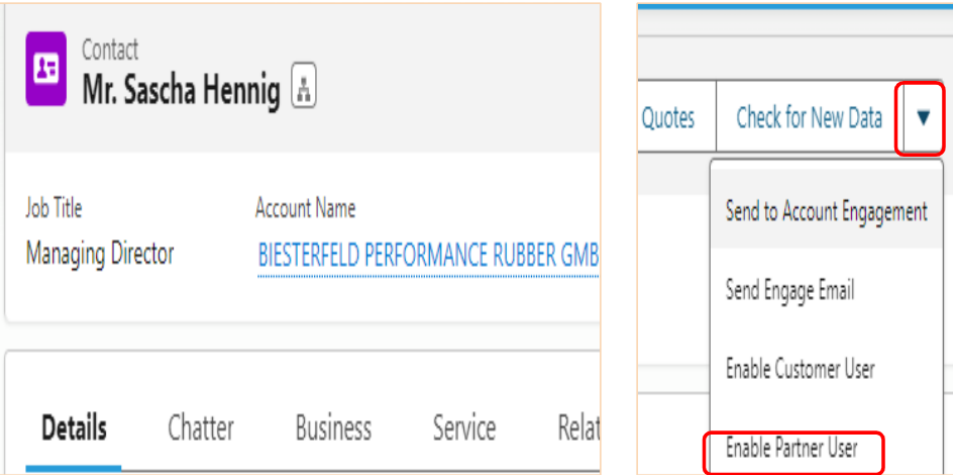
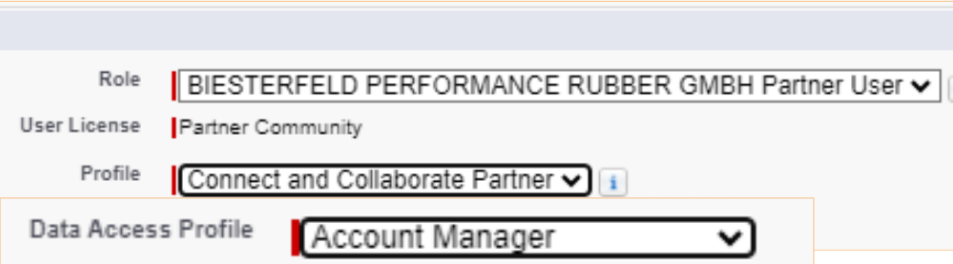
+ Follow | New Contact | New Meeting Report | 360 view

Account Owner: Lara Simus | GBU Segment: Key Distributor | Team Cluster: Channel Partners & Digital Sales | Reporting Region: EMEA | Region: Europe | Account Site: SANT JUST DESVERN

Warning: Distributors - please make sure a Compliance Statement (Appendix 13 of the GDU Program) completed by the Distributor is sent to the Export Control & Sanctions Compliance team through mailbox: [trade.control@yessso.com](mailto:trade.control@yessso.com)

Details | Chatter | Aggregated Financial Perfor... | Reports | Business | Financial | Service | Distribution Tracking | Related | NPS Survey Results | Insight | Activity | Files

New Deal Opportunity | New Quote | Edit | Create Sample | Create Competitive Intelligence | Challenge GBU Segment | View Account Hierarchy | Printable View | **Enable As Partner**

<p>1 . 5 O n b o a r d n e w C o n t a c t</p>	<p>On the Contact, Select (top right arrow <b>Enable Partner User</b>). You will be redirected to User Record</p> 
<p>1 . 6 O n b o a r d n e w C o n t a c t</p> <p>a. Upon Saving, the user will receive an email to set his/her new password</p>	
<p>1 . 7 O n b o a r d n e w C o n t a c t</p>	<p>----- Forwarded message -----</p> <p>From: <b>SpP Connect &amp; Collaborate</b> &lt;<a href="mailto:connect-collaborate.support@syensqo.com">connect-collaborate.support@syensqo.com</a>&gt;  Date: Thu, Mar 7, 2024 at 9:03 AM  Subject: Sandbox: Welcome to Connect &amp; Collaborate  To: <a href="mailto:noccito@gmail.com">noccito@gmail.com</a> &lt;<a href="mailto:noccito@gmail.com">noccito@gmail.com</a>&gt;</p> <p>Hi Sascha,</p> <p>Welcome to Connect &amp; Collaborate! To get started, go to <a href="https://syensqo-icare--uat.sandbox.my.site.com/partner/login?c=9s.JRQkS4DLG59HPjQgcV54FejYmVMiSNk_4qIRCI7j6w53vMfkssEXr5tC_ui7q.jffZLanYfvG_on0_iUIOm_s1maP6d59SvaeNRsNeDBB2C2JzOMzWZgCMXaXONcDI9youg_zoOhqUjyJw1ASoTY7RWjXnzkwaebX7Kz5H0OyqYWU7fPiBRt1p1uniam6nAPaOT2y0">https://syensqo-icare--uat.sandbox.my.site.com/partner/login?c=9s.JRQkS4DLG59HPjQgcV54FejYmVMiSNk_4qIRCI7j6w53vMfkssEXr5tC_ui7q.jffZLanYfvG_on0_iUIOm_s1maP6d59SvaeNRsNeDBB2C2JzOMzWZgCMXaXONcDI9youg_zoOhqUjyJw1ASoTY7RWjXnzkwaebX7Kz5H0OyqYWU7fPiBRt1p1uniam6nAPaOT2y0</a></p> <p>Username: noccito@gmail.com.invalid</p> <p>Thanks, Syensqo CRM</p>

1 .  
8 O  
n b  
o /  
a technical  
r request on the  
d portal, Go to  
n Partner  
e community  
w Product, and  
P create new **Partn**  
r er **Community**  
o **Product**  
d  
u  
c

### New Partner Community Product

Information

\* Partner Community Product Name ↵  
LF-Amodel 1930 HS NT-9

\* Account ↵  
BIESTERFELD AG - PARENT ACCOUNT

Product ⓘ ↵ |  
LF-Amodel 1930 HS NT-9

Cancel Save & New Save

Step 2 -

SUPPLY CHAIN & QUALITY


### Related articles

### Need help?

Unable to render {include} The included page could not be found.