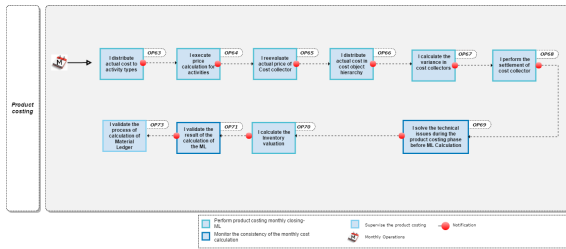


# I execute price calculation for activities

Process: **Product Costing**

Responsibility area: **Perform product costing monthly closing**



Scope

PF2

WP2

Frequency

Monthly

References

• [OP.064](#)

• [OP.064](#)

Attachments

N/A

[OP.063](#) << I execute price calculation for activities >> [OP.065](#)



## Reverse of the Product Costing

In case of the need to reverse product costing, we should start reversing the transactions from the end to the beginning.

We only need to reverse the transaction that have this option:

KK88 (For the companies using production orders, the transaction is CO88)

KKP5

KKPX

KKN1 (For the companies using production or process orders, the transaction is CON2)

KSII and KKS2 is not possible to reverse.

### Important:

After performing the reverse of the necessary transactions we must re-run the product costing process according with the sequence explained in **Responsibility area: Perform product costing monthly closing**

All transactions must be executed again, even the ones that haven't been reversed (KSII and KSS2). The system recalculates the related figures without having the need to reverse these steps of the process.

## Guideline

To be performed after KSS2



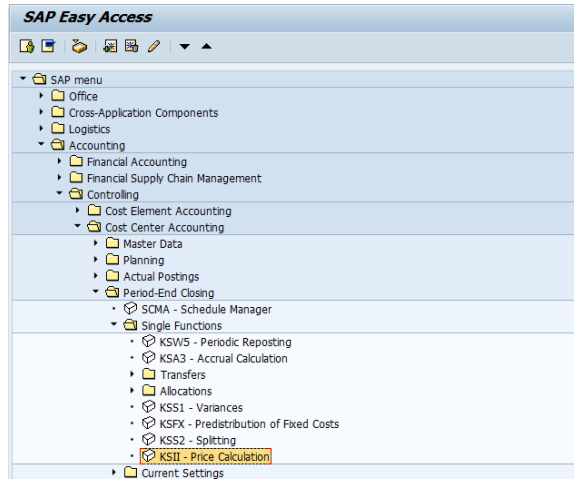
- Based on KSS2, KSII calculates the actual price for the activities ZF\* and ZZ\*.
- The actual costs posted on each production cost center are splitted by the actual quantities, for all activity types.
- Until the end of this transaction no postings are done.

STEP 1

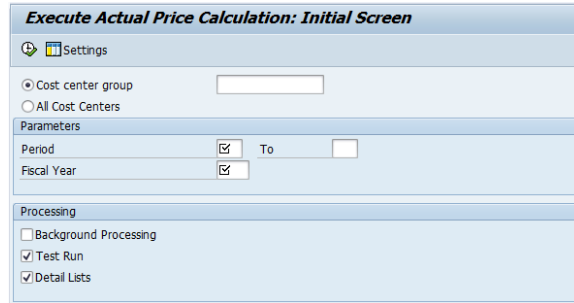
Start the transaction using the menu path or transaction code **KSII**

Double-click

**KSII - Price Calculation**



**i** Execute Actual Price Calculation: Initial Screen



**STEP 2**

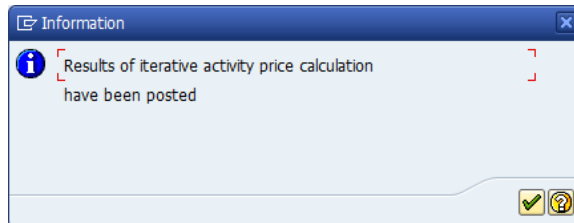
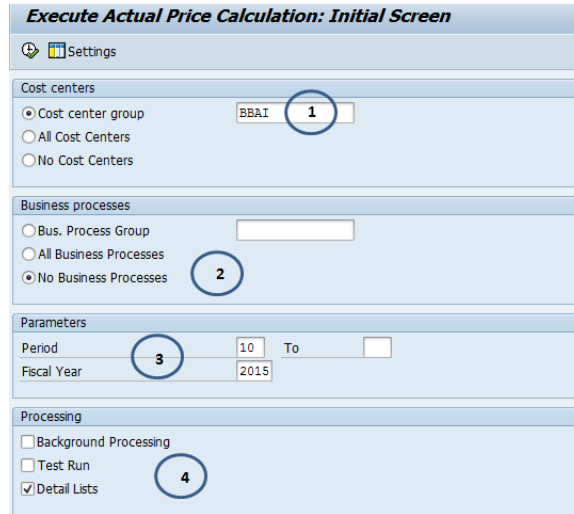
1. Enter a cost centers group or use a variant

**!** Never mark "all cost centers"

2. Mark "No business processes"
3. Enter the closing period and the fiscal year
4. Unflag "Test Run" and keep "Detail Lists"

Execute

An information frame appears. Go ahead with



**STEP 3**


**A list is generated**

The list shows the result of the operation.

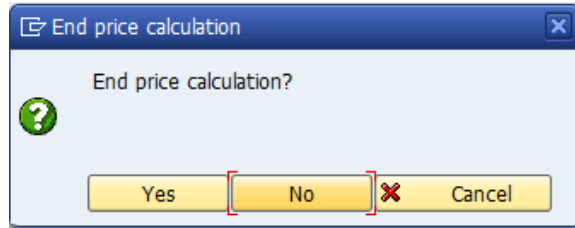
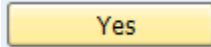
Cost Ctr	ActTyp	Activity Quantity	Total price	Price (Fixed)	PUnit
D332482500	ZZPROD	372.593	3,050.45	3,050.45	100
D332482600	ZZPROD	372.593	9,468.53	9,468.53	1000

The control cost by activity type, determined in step 1, are divided by the actual activity quantities and the result shows the actual prices per activity type.

Planned prices for the activities are not shown here.

Click on  to leave the transaction

A message is displayed to end price calculation. Click on



## Workflow history

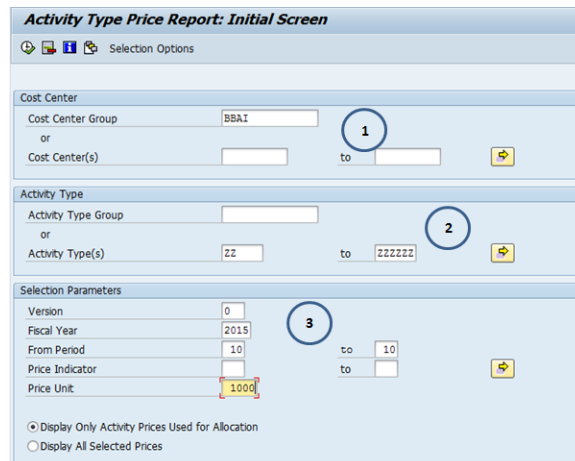
This view shows the 5 most recent entries. The complete workflow log is available from the 'Document Activity' menu item.

Jun 13, 2016	Actor	Type	Activity	Version
Published	Sylvain Michel Alexandre Pingont	State	changed state to Published at 2:02 pm (Space Initialization)	v6
Draft	Sylvain Michel Alexandre Pingont	State	gave <i>Approvers</i> approval at 2:02 pm	
		State	changed state to Draft at 2:02 pm	v6
From Oct 29, 2015 to Mar 11, 2016				
	SARMENTO, Filipe , Alexandra Lepercq , Alves, Sofia and Teresa Martins	Edit	multiple updates from SARMENTO, Filipe , Alexandra Lepercq , Alves, Sofia and Teresa Martins	
Oct 06, 2015				
	ROLLIER, Charlotte	Edit	created the page at 5:40 pm	

### STEP 1

#### Check the activity rates with the transaction KSBT

- Enter the cost center group:  
For PF1 same as in KSII  
For WP1 PPPP-1
- Enter a range of activity types (for PF1)
- Enter the version '0'
- Enter the Fiscal Year and the Period
- Enter price unit 1000



**Activity Type Price Report: Initial Screen**

Selection Options

Cost Center  
 Cost Center Group: BBAI (1)  
 or  
 Cost Center(s): [ ] to [ ]

Activity Type  
 Activity Type Group: [ ] (2)  
 or  
 Activity Type(s): ZZ to 222222

Selection Parameters  
 Version: 0 (3)  
 Fiscal Year: 2015  
 From Period: 10 to 10  
 Price Indicator: [ ] to [ ]  
 Price Unit: 1000

Display Only Activity Prices Used for Allocation  
 Display All Selected Prices

6. Mark 'display only activity prices used for allocations'

Execute 

**STEP 2**

**For PF1:**

The reports shows the actual and the planned activity price per cost center in 2 different lines:

In the last column the price indicator 'Pri' represents:

'3' = planned price

'5' = actual price

**For WP1:**

A report is displayed with the list of activity rates

**Activity Type Price Report: Overview Screen**

Cost Center Group: 88A1  
 Activity Type: 22 To 222222  
 Version: 0 Plan/Act - Version  
 Fiscal Year: 2015  
 Period: 9 15 9  
 Price unit: 1000

COG	Total price	Variable price	Price (Fixed)	Cost Center	ActTyp	Cost ctr short text	Act. type short text	A	V	A	ObCur	Fix+vbl price	Vbl. price	Pld Price in OCry	Pri
EUR	0,00	0,00	0,00	83594826	ZDDEPR	Verpackung H20	Depreciation	KG	1	P	EUR	0,00	0,00	0,00	3
EUR	0,00	0,00	0,00		ZDDEPR	Verpackung H20	Depreciation	KG	4	A	EUR	0,00	0,00	0,00	5
EUR	0,00	0,00	0,00		ZDPAK	Verpackung H20	FIXED COSTS PACK	KG	1	P	EUR	0,00	0,00	0,00	3
EUR	0,00	0,00	0,00		ZDPAK	Verpackung H20	FIXED COSTS PACK	KG	4	A	EUR	0,00	0,00	0,00	5
EUR	0,00	0,00	0,00		ZDPROD	Verpackung H20	FIXED COSTS PRO	KG	1	P	EUR	0,00	0,00	0,00	3
EUR	0,00	0,00	0,00		ZDPROD	Verpackung H20	FIXED COSTS PRO	KG	4	A	EUR	0,00	0,00	0,00	5
EUR	0,00	0,00	0,00		ZDVAR	Verpackung H20	VARIABLE COSTS P	KG	1	P	EUR	0,00	0,00	0,00	3
EUR	0,00	0,00	0,00		ZDVAR	Verpackung H20	VARIABLE COSTS P	KG	4	A	EUR	0,00	0,00	0,00	5

Cost Center	Cost. ctr short text	ActTyp	Act. type short text	A	Pri	ObCur	Fix+vbl price	OCry
8035-1000	NAHYPO	AMO	DIRECT DEPN	H	1	CNY		143.64
	NAHYPO	MACHI	DIR FIX O/H (CNP)...	H	1	CNY		555.62
	NAHYPO	MANHO	Direct Labour	H	1	CNY		246.06
8035-1001	HPA	AMO	DIRECT DEPN	H	1	CNY		59.96
	HPA	MACHI	DIR FIX O/H (CNP)...	H	1	CNY		275.07
	HPA	MANHO	Direct Labour	H	1	CNY		97.13
8035-1002	PA	AMO	DIRECT DEPN	H	1	CNY		92.59
	PA	MACHI	DIR FIX O/H (CNP)...	H	1	CNY		161.36
	PA	MANHO	Direct Labour	H	1	CNY		97.35
8035-1003	THPX	AMO	DIRECT DEPN	H	1	CNY		97.16
	THPX	MACHI	DIR FIX O/H (CNP)...	H	1	CNY		230.02
	THPX	MANHO	Direct Labour	H	1	CNY		36.21
8035-1004	TCP	AMO	DIRECT DEPN	H	1	CNY		140.13
	TCP	MACHI	DIR FIX O/H (CNP)...	H	1	CNY		406.18
	TCP	MANHO	Direct Labour	H	1	CNY		236.05
8035-1005	Packaging		Direct Labour	H	1	CNY		362.45

In case of blocking error (they could delegate in IT), or solve directly in case of minor errors



Transaction KSII is not possible to be reversed. Please **never** reset KSII.

For recalculation of figures please just rerun again.