

# WP2 vs WPX Manual Reconciliation

## Tasks to be completed when documenting an operation (from creation to publication)

1. Enter the **Title of the operation / page**

2. Add the following Labels:

- Scope of applicability: ww, country\_accounting
- Country or group of countries (if applicable): belux, china, france, italy, lam, nam,uk\_ie, bulgaria, dach, netherlands, iberia, poland, latvia, australia, india, japan, south\_korea, thailand, singapore, new\_zealand, emea\_transversal, apac\_transversal
- Unit and Domain according to the [List of labels to be used in the Finance Service Line space](#)
  - E.g. 1: WW Operation in Financial Accounting under domain "Central Finance Processes & Compliance":
    - Labels to be used: **ww, financial\_accounting, central\_fin\_proc\_compliance**
  - E.g. 2: France Operation in Financial Accounting:
    - Labels to be used: **country\_accounting, france, financial\_accounting**  
(for country operations, the Domain is always country\_accounting)

3. Fill in all fields as described above

4. Name the title of each section using OPD methodology naming convention - **Infinitive verb without the "to", mainly action verb...something) -" I do something..."**

5. Once the description of the operation is completed, ensure it is approved and published by launching the [Finance approval workflow](#)

**Domain:** Management Accounting, Costing

**Responsibility area:**

## Table of contents

- Tasks to be completed when documenting an operation (from creation to publication)
  - 1. Enter the Title of the operation / page
  - 2. Add the following Labels:
    - Scope of applicability: ww, country\_accounting
    - Country or group of countries (if applicable): belux, china, france, italy, lam, nam,uk\_ie, bulgaria, dach, netherlands, iberia, poland, latvia, australia, india, japan, south\_korea, thailand, singapore, new\_zealand, emea\_transversal, apac\_transversal
    - Unit and Domain according to the [List of labels to be used in the Finance Service Line space](#)
  - 3. Fill in all fields as described above
  - 4. Name the title of each section using OPD methodology naming convention - Infinitive verb without the "to", mainly action verb...something) -" I do something..."
  - 5. Once the description of the operation is completed, ensure it is approved and published by launching the Finance approval workflow
- Table of contents
  - 1. Objective and Scope
    - 1.1. Objective of this Operation
    - 1.2. Scope
  - 2. Definitions
  - 3. Tasks description
  - 3.1. I run the cost center and KE30 report to check FI/COPA reconciliation in WPX for process order settlements.
  - 3.2. I check that the activity absorption ties out in both systems.
    - WP2
    - WPX

- 3.3. I check the production and consumption of materials in both systems.
  - WP2
  - WPX
  
- 3.4. I confirm now that the systems reconcile. CCCC-9201 needs to be exact in both systems to finalize the closing.
  - Tasks to be completed when documenting an operation (from creation to publication)
    1. Enter the Title of the operation / page
    2. Add the following Labels:
      - Scope of applicability: ww, country\_accounting
      - Country or group of countries (if applicable): belux, china, france, italy, lam, nam,uk\_ie, bulgaria, dach, netherlands, iberia, poland, latvia, australia, india, japan, south\_korea, thailand, singapore, new\_zealand, emea\_transversal, apac\_transversal
      - Unit and Domain according to the List of labels to be used in the Finance Service Line space
    3. Fill in all fields as described above
    4. Name the title of each section using OPD methodology naming convention - Infinitive verb without the "to", mainly action verb...something) -" I do something..."
    5. Once the description of the operation is completed, ensure it is approved and published by launching the Finance approval workflow
  
- Table of contents
- 1. Objective and Scope
  - 1.1. Objective of this Operation
  - 1.2. Scope
  
- 2. Definitions
- 3. Tasks description
- 3.1. I run the cost center and KE30 report to check FI/COPA reconciliation in WPX for process order settlements.
- 3.2. I check that the activity absorption ties out in both systems.
  - WP2
  - WPX
  
- 3.3. I check the production and consumption of materials in both systems.
  - WP2
  - WPX
  
- 3.4. I confirm now that the systems reconcile. CCCC-9201 needs to be exact in both systems to finalize the closing.

---

## Scope



WW

---

## ERP

WP2

---

## Frequency



Month

---

## References

---

## Forms

---

## Attachments

<< WP2 vs WPX Manual Reconciliation >>

# 1. Objective and Scope

## 1.1. Objective of this Operation

The goal of this operation is to guarantee that, at the end of each month, the inventory movements, and reallocation of cost center for inventory consumptions, and activity type absorptions match in WPX and WP2.

**This is the manual process to validate differences between the systems. Now we use ZCO\_RECON in WPX to perform these checks automatically.**

## 1.2. Scope

This procedure is applied to Composites entities with ITAR materials (7180, 7771, 7772).

# 2. Definitions

See [Finance Glossary](#):

### 3. Tasks description

3.1. I run the cost center and KE30 report to check FI/COPA reconciliation in WPX for process order settlements.

3.1.1. I run transaction S\_ALR\_87013611. Update the controlling area, the year, the period, and the cost center "7180-9201".

The cost center report should match value fields E05, D05, and F05 on the KE30 report. (same as normal reconciliation in WP2 currently)

Cost Centers: Actual/Plan/Variance: Selection

Data Source...

---

Selection values

Controlling Area	2028
Fiscal Year	2021
From Period	6
To Period	6
Plan Version	0

---

Selection groups

Cost Center Group			
Or value(s)	7180-9201	to	
Cost Element Group			
Or value(s)		to	

Cost Centers: Actual/Plan/Variance

Date: 07/12/2021 Page: 2 / 2 Column: 1 / 2

Cost Center/Group: 7180-9201 PRODUCTION VARIANCES  
 Person responsible: 50017780  
 Reporting period: 6 to 6 2021

Cost Elements	Act. Costs	Plan Costs	Var. (Abs.)	Var. (%)
98150999 VAR. ST MP ECART	1,925.40-		1,925.40-	
98350005 FIN PROD STOCK -	564,412.74		564,412.74	
98350065 VAR FP ADJ CC MAN				
98350105 SEMI FIN STOCK VA	165,461.96		165,461.96	
98350200 VAR WIP				
* Debit	727,949.30		727,949.30	
99429900 PA-AS CP	101.35		101.35	
* Credit	101.35		101.35	
** Over/Underabsorption	728,050.65		728,050.65	

3.1.2. I run transaction KE30. Select report "ZZZ-SOLV00". Update the reporting currency, fiscal year, periods, and company code.

## Selection: Periods/year

 Attributes

### Report selections

Reporting Currency	10	Company code currency	
Fiscal year	2021		2021
From Period	6		June
To Period	6		June
Company Code	7180		CYTEC ENG MATERIALS INC

Add D05, E05, F05 together.

P&L Lines	Period
D05 VC ProcessO Var	342,498.44
D45 VC CC Variance	101.35-
D47 CP Ec/T030	0.00
D50 VC PC Reval Var	0.00
D52 CP Rev.CCR T030	42.75-
D55 VC Free 1	0.00
D60 VC Free 2	0.00
D70 Neutral.VC/marg	0.00
D80 AC margin	0.00
VC Variance	342,354.34
VC on MP Sales	342,354.34
VC MP sales / Kg	●/○
Margin on MP	342,354.34-
Margin / MP Sales	●/○
Margin /Kg	●/○
E00 FC Fixed Costs	0.00
Total Standard FC	0.00
E05 FC ProcessO Var	451,838.96
E45 FC CC Variance	0.00
E47 CNP Ec/T030	0.00
E50 FC PC reval Var	0.00
E52 CNP Rev.CCR T030	0.00
E65 FC Others	0.00
E70 Neutral.F.Costs	0.00
E80 Change in Inv.AC	0.00
E01 FC Period	0.00
E90 FC absorption	0.00
Variance on FC	451,838.96
FC on production	451,838.96
FC / Kg	●/○
F00 DEP Depreciation	0.00
Total Standard DEP	0.00
F05 DEP PcessO Var	66,286.75-

### 3.1.3. I compare both results to confirm that they match.

If the amounts do not match I take corresponding corrective action to analyze which process order is causing the discrepancy. If a COPA correction is needed this needs to occur in both WP1/WPX as D05, E05, F05 has been transferred from WPX to WP2 post process order settlements.

## 3.2. I check that the activity absorption ties out in both systems.

WP2

3.2.1. I run transaction S\_ALR\_87013611. Update the controlling area, the year, the period, and the cost centers "7180-9201, 7180-8899, and 7180-6199".

Cost Centers: Actual/Plan/Variance: Selection

Data Source...

Selection values

Controlling Area	z028
Fiscal Year	2019
From Period	10
To Period	10
Plan Version	0

Selection groups

Cost Center Group		to	
Or value(s)	7180-9201		
Cost Element Group		to	
Or value(s)			

Cost Centers: Actual/Plan/Variance	Date: 11/20/2019	Page: 2 / 2
Cost Center/Group	7180-9201	Column: 1 / 2
Person responsible:	Diann Shiver	
Reporting period:	10 to 10 2019	

Cost Elements	Act. Costs	Plan Costs	Var. (Abs.)	Var. (%)
98150974 INT C'ION STK VAR	660,546.28		660,546.28	
98150975 PACK CONS INTERN	14.66		14.66	
98150992 PACK INTERNAL ADJ	288.12		288.12	
98150993 RM STK VAR CC	2,195.86		2,195.86	
98350000 VAR FP STOCK	150,545.52		150,545.52	
98350005 FIN PROD STOCK -	627,165.07-		627,165.07-	
98350100 SF STK VAR INTL M	1,903,923.65		1,903,923.65	
98350105 SEMI FIN STOCK VA	1,745,652.50-		1,745,652.50-	
98350165 SEMI FINISH.PROD.	162,018.40		162,018.40	
98350200 VAR WIP	2,723,936.14-		2,723,936.14-	
99430020 Direct Labour	98,873.91		98,873.91	
99430038 machine hours	1,130,591.15		1,130,591.15	
99436000 Utilities General	137,166.75		137,166.75	
99438000 Depreciation	258,589.17		258,589.17	
* Debit	592,000.24-		592,000.24-	
99429900 PA-AS CP	0.03		0.03	
* Credit	0.03		0.03	
** Over/Underabsorption	592,000.21-		592,000.21-	

WPX

3.2.2. I run transaction S\_ALR\_87013611. Update the controlling area, the year, the period, and the cost center group "7180".

Cost Centers: Actual/Plan/Variance: Selection

Data Source...

---

Selection values

Controlling Area	2028
Fiscal Year	2019
From Period	10
To Period	10
Plan Version	0

---

Selection groups

Cost Center Group	7180		
Or value(s)		to	
Cost Element Group			
Or value(s)		to	

Cost Centers: Actual/Plan/Variance	Date: 11/20/2019	Page: 2 / 3
Cost Center/Group	7180	CYTEC ENG MAT (US)
Person responsible:	*	
Reporting period:	10 to 10 2019	Column: 1 / 2

Cost Elements	Act. Costs	Plan Costs	Var. (Abs.)	Var. (%)
98350005 FIN PROD STOCK -	10,911.44		10,911.44	
98350035 F PROD ST VAR CC	3,912,928.58		3,912,928.58	
98350105 SEMI FIN STOCK VA	428,776.08-		428,776.08-	
98350135 SF STOCK VAR. CC	433,848.22		433,848.22	
* Debit	3,928,912.16		3,928,912.16	
99429900 PA-AS CP	0.03		0.03	
99430020 Direct Labour	98,873.91-		98,873.91-	
99430038 machine hours	1,130,591.15-		1,130,591.15-	
99436000 Utilities General	137,166.75-		137,166.75-	
99438000 Depreciation	258,589.17-		258,589.17-	
* Credit	1,625,220.95-		1,625,220.95-	
** Over/Underabsorption	2,303,691.21		2,303,691.21	

**3.2.3. I compare the results in both systems to confirm that they match.**

If they do not match I analyze the reason of the discrepancy and take corresponding corrective action.

**3.2.4. I run transaction ZWFA04 in WPX in test mode to see what activities have not been transferred. Then rerun the transaction in live mode to execute the transfer.**

If there is an issue due to the reclassification of the R&I/Engineering manual adjustment will be made in WP1.

**3.3. I check the production and consumption of materials in both systems.**

WP2

**3.3.1. I run transaction MB51. Update the plant(s), posting date, username, and use flat list as the display option.**

Execute the transaction. Variant should show posting date, material, plant, movement type, quantity, base unit, unit of entry, amount in local currency, batch, and user name.

## Material Document List

---

**Item Data**

Material		to		
Plant	8367	to		
Storage Location		to		
Batch		to		
Vendor		to		
Customer		to		
Movement type	101	to		
Special Stock		to		
Purchase order		to		
Reason for Movement		to		
Sales order		to		
Sales order item		to		
Goods recipient		to		

---

**Header Data**

Posting Date	10/01/2019	to	10/31/2019	
User Name	R_RCS_VAULT	to		
Trans./Event Type		to		
Material Document		to		
Reference		to		

---

**Display Options**

Hierarchy List  
 Flat List  
 Layout:

---

**Data Source**

Database  
 Short Documents  
 Reread Short Docs In Archive  
 Archive Infostruct:

### Material Document List

Posting Date	Material	Plant	Mv	Quantity	Base Unit	EUn	Amount	LC	Batch	User Name
10/23/2019	159272	8367	102	1,133.993	KG	KG	13,648.06		PM001G002	R_RCS_VAULT
10/23/2019	159272	8367	102	1,133.992	KG	KG	13,648.05		PM001G001	R_RCS_VAULT
10/24/2019	159294	8367	102	96.389	KG	KG	6,858.94		PM001F001	R_RCS_VAULT
10/22/2019	159294	8367	102	1.070	KG	KG	76.14		PM001F001	R_RCS_VAULT
				<b>1</b>			<b>10,032.968</b>			
10/25/2019	159159	8367	201	2,041.187	KG	KG	126,158.4		RMBT102419	R_RCS_VAULT
10/24/2019	159179	8367	201	83.126	KG	KG	370.11		600116	R_RCS_VAULT
10/25/2019	159180	8367	201	22.712	L	L	17.42		6090138302	R_RCS_VAULT
10/24/2019	159180	8367	201	11.356	L	L	8.71		6090138302	R_RCS_VAULT
10/24/2019	159180	8367	201	6.454	L	L	4.95		600140	R_RCS_VAULT
10/30/2019	159181	8367	201	287.013	KG	KG	2,415.21		600226	R_RCS_VAULT
10/29/2019	159181	8367	201	97	KG	KG	816.25		6090189750	R_RCS_VAULT
10/29/2019	159181	8367	201	22	KG	KG	185.13		6090179748	R_RCS_VAULT
10/29/2019	159181	8367	201	59	KG	KG	496.49		6090169749	R_RCS_VAULT
10/29/2019	159181	8367	201	6	KG	KG	50.49		6090150401	R_RCS_VAULT
10/29/2019	159181	8367	201	242.696	KG	KG	2,042.29		600226	R_RCS_VAULT
10/29/2019	159181	8367	201	286	KG	KG	2,406.69		6090141112	R_RCS_VAULT
10/30/2019	159183	8367	201	6.270	KG	KG	302.18		6090250759	R_RCS_VAULT
10/30/2019	159183	8367	201	63.707	KG	KG	3,070.36		6090230760	R_RCS_VAULT
10/29/2019	159183	8367	201	24	KG	KG	1,156.68		6090248918	R_RCS_VAULT
10/29/2019	159183	8367	201	73	KG	KG	3,518.24		6090220257	R_RCS_VAULT
10/29/2019	159183	8367	201	2	KG	KG	96.39		6090268919	R_RCS_VAULT
10/29/2019	159183	8367	201	74.730	KG	KG	3,601.61		6090250759	R_RCS_VAULT
10/24/2019	159184	8367	201	17,881.248	KG	KG	41,510.24		BULK	R_RCS_VAULT
10/30/2019	159185	8367	201	20.561	KG	KG	472.99		CHEMSTOCK	R_RCS_VAULT
10/29/2019	159185	8367	201	32.330	KG	KG	743.72		CHEMSTOCK	R_RCS_VAULT
10/25/2019	159188	8367	201	5.678	L	L	32.59		6090429077	R_RCS_VAULT
10/24/2019	159188	8367	201	1.874	L	L	10.76		6090429077	R_RCS_VAULT
10/25/2019	159189	8367	201	292.570	KG	KG	7,166.41		6003130001	R_RCS_VAULT
10/24/2019	159189	8367	201	0.110	KG	KG	2.69		6090439314	R_RCS_VAULT
10/24/2019	159190	8367	201	816.475	KG	KG	2,111.40		6005970001	R_RCS_VAULT
10/24/2019	159190	8367	201	999.728	KG	KG	2,585.30		6004660001	R_RCS_VAULT
10/24/2019	159191	8367	201	146.965	KG	KG	1,000.18		6003770002	R_RCS_VAULT

Export the report to Excel and analyze the information based on movement type and material.

Movement type	Material	Sum of Quantity	Sum of Amt.in loc.cur.
101	159212	267,168.644	\$ 1,100,777.50
	159214	26,352.826	\$ 450,000.58
	159220	10,180.198	\$ 90,122.78
	159236	24,617.045	\$ 431,615.89
	159260	307.690	\$ 17,911.40
	159263	368.825	\$ 21,682.99
	159272	35,153.783	\$ 423,089.86
	159273	8,164.749	\$ 158,295.73
	159274	9,071.944	\$ 186,820.32
	159275	6,803.958	\$ 136,465.62
	159276	2,267.986	\$ 47,847.48
	159294	2,552.553	\$ 181,637.07
	159295	2,449.879	\$ 480,853.67
	159296	673.648	\$ 216,396.06
	159299	4,699.059	\$ 1,701,281.04
	159300	4,824.107	\$ 1,742,445.99
	159303	28.807	\$ 942.56
	159310	6,486.440	\$ 201,300.59
<b>101 Total</b>		<b>412,172.141</b>	<b>\$ 7,591,507.11</b>
102	159212	(4,535.970)	\$ (18,688.92)
	159214	(1,586.040)	\$ (27,083.19)
	159220	(411.521)	\$ (3,643.09)
	159272	(3,401.978)	\$ (40,944.17)
	159294	(97.459)	\$ (6,935.08)
	159294	(10,032.968)	\$ (97,294.45)
<b>102 Total</b>		<b>(10,032.968)</b>	<b>\$ (97,294.45)</b>
201	159159	(2,041.877)	\$ (126,158.42)
	159179	(83.126)	\$ (370.11)
	159180	(40.522)	\$ (31.08)
	159181	(999.709)	\$ (8,412.55)
	159183	(243.707)	\$ (11,745.46)
	159184	(17,881.248)	\$ (41,510.24)
	159185	(52.891)	\$ (1,216.71)
	159188	(7.552)	\$ (43.35)
	159189	(292.680)	\$ (7,169.10)
	159190	(1,816.203)	\$ (4,696.70)

PivotTable Field List

Choose fields to add to report:

- Posting Date
- Material
- Plant
- Movement type
- Quantity
- Base Unit of Measure
- Unit of Entry
- Amt.in loc.cur.
- Batch
- User Name

Drag fields between areas below:

Report Filter

Column Labels

Σ Values

Row Labels

Movement type

Material

Σ Values

Sum of Quantity

Sum of Amt.in loc.cur.

WPX

**3.3.2. I run transaction MB51. Update the plant(s), movement types (select all excluding 501 and 502), posting date, and use flat list as the display option.**

Execute the transaction. Variant should show posting date, material, plant, movement type, quantity, base unit, unit of entry, amount in local currency, batch, user name, and order.

Material Document List

---

Item Data

Material		to			
Plant	8367	to			
Storage Location		to			
Batch		to			
Vendor		to			
Customer		to			
Movement type	= 501	to			
Special Stock		to			
Sales order		to			
Sales order item		to			

---

Header Data

Posting Date	10/01/2019	to	10/31/2019		
User Name		to			
Trans./Event Type		to			
Reference		to			

---

Display Options

Hierarchy List

Flat List

Layout /\*JPS REC

Material Document List

Posting Date	Material	Plant	Mv	Quantity	Base Unit	EUn	Amount	LC	Batch	User Name	Order
10/23/2019	159212	8367	101	4,535.970	KG	LB	18,688.92		PM002A018	R_RCS_VAULT	8665333
10/23/2019	159212	8367	101	4,535.970	KG	LB	18,688.92		PM002A017	R_RCS_VAULT	8665333
10/23/2019	159212	8367	101	4,535.970	KG	LB	18,688.92		PM002A016	R_RCS_VAULT	8665333
10/23/2019	159212	8367	101	4,535.970	KG	LB	18,688.92		PM002A008	R_RCS_VAULT	8665333
10/23/2019	159212	8367	101	4,535.970	KG	LB	18,688.92		PM002A015	R_RCS_VAULT	8665333
10/23/2019	159212	8367	101	4,535.970	KG	LB	18,688.92		PM002A009	R_RCS_VAULT	8665333
10/23/2019	159212	8367	101	4,535.970	KG	LB	18,688.92		PM002A014	R_RCS_VAULT	8665333
10/23/2019	159212	8367	101	4,535.970	KG	LB	18,688.92		PM002A013	R_RCS_VAULT	8665333
10/23/2019	159212	8367	101	4,535.970	KG	LB	18,688.92		PM002A012	R_RCS_VAULT	8665333
10/23/2019	159212	8367	101	4,535.970	KG	LB	18,688.92		PM002A011	R_RCS_VAULT	8665333
10/23/2019	159212	8367	101	4,535.970	KG	LB	18,688.92		PM002A010	R_RCS_VAULT	8665333
10/23/2019	159212	8367	101	4,535.970	KG	LB	18,688.92		PM002A019	R_RCS_VAULT	8665333
10/23/2019	159212	8367	101	11,339.926	KG	LB	46,722.31		PM0004006	R_RCS_VAULT	8665222
10/23/2019	159212	8367	101	11,339.926	KG	LB	46,722.31		PM0004007	R_RCS_VAULT	8665222
10/23/2019	159212	8367	101	11,339.926	KG	LB	46,722.31		PM0004008	R_RCS_VAULT	8665222
10/23/2019	159212	8367	101	11,339.926	KG	LB	46,722.31		PM0004009	R_RCS_VAULT	8665222
10/23/2019	159212	8367	101	11,339.926	KG	LB	46,722.31		PM0004010	R_RCS_VAULT	8665222
10/23/2019	159212	8367	101	13,154.314	KG	LB	54,197.88		PM0004011	R_RCS_VAULT	8665222
10/23/2019	159212	8367	101	4,535.970	KG	LB	18,688.92		PM002A030	R_RCS_VAULT	8665333
10/23/2019	159212	8367	101	11,339.926	KG	LB	46,722.31		PM0004005	R_RCS_VAULT	8665222

Export the report to Excel and analyze the information based on movement type and material.

**3.3.3. I compare the quantities and amounts in local currency to confirm if they match.**

If they do not match I analyze the reason of the discrepancy and take corresponding corrective action.

**3.3.4. I determine the differences by material and batch.**

If the quantities match, but there is a discrepancy in the actual amounts then there is an issue with the materials and manual adjustments to the orders will need to be made. If the order is TECO then adjustments must be made to COPA and if the orders are REL then adjustments must be made to WIP.

If we determine an issue with price change I find the order quantity to calculate the order adjustment by multiplying the quantity by the price discrepancy.

	Order	Material	MVT	Quantity	Price Change	Qty x Price Change	Order Adjustment
WIP	8665412	159263	101	368.825	\$ 58,788.40	\$ 21,682.63	\$ 21,682.63
WIP	8665284	159272	101/102	31,751.804	\$ 12,034.40	\$ 382,113.91	
		159201	261/261	(34,675.256)	\$ 1,781.42	\$ (61,771.19)	\$ 320,342.72
Financial Adjustment	8665287	159272	261	(8,241.861)	\$ 12,034.40	\$ (99,185.85)	
		159273	101	8,164.749	\$ 19,386.70	\$ 158,287.54	
		159180	261	(22.712)	\$ 765.98	\$ (17.40)	
		159188	261	(5.678)	\$ 5,738.80	\$ (32.58)	
		159189	261	(292.570)	\$ 24,493.70	\$ (7,166.12)	
		159199	261	(79.379)	\$ 35,978.10	\$ (2,855.91)	\$ 49,029.68
Financial Adjustment	8665294	159272	261	(4,535.972)	\$ 12,034.40	\$ (54,587.70)	
		159275	101	4,535.972	\$ 20,055.80	\$ 90,972.55	
		159179	261	(52.199)	\$ 4,451.41	\$ (232.36)	
		159180	261	(11.356)	\$ 765.98	\$ (8.70)	
		159189	261	(0.055)	\$ 24,493.70	\$ (1.35)	
		159199	261	(4.115)	\$ 35,978.10	\$ (148.05)	\$ 35,994.39
Financial Adjustment	8665290	159273	261	(8,164.749)	\$ 19,386.70	\$ (158,287.54)	
		159274	101	9,071.944	\$ 20,592.20	\$ 186,811.29	\$ 28,523.75
Financial Adjustment	8665304	159274	261	(9,071.944)	\$ 20,592.20	\$ (186,811.29)	
		159310	101	6,350.360	\$ 31,341.40	\$ 199,029.17	\$ 12,217.89
Financial Adjustment	8665293	159275	101	2,267.986	\$ 20,055.80	\$ 45,486.27	
		159179	261	(30.927)	\$ 4,451.41	\$ (137.67)	
		159180	261	(6.454)	\$ 765.98	\$ (4.94)	
		159188	261	(1.874)	\$ 5,738.80	\$ (10.75)	
		159189	261	(0.055)	\$ 24,493.70	\$ (1.35)	
		159199	261	(4.115)	\$ 35,978.10	\$ (148.05)	\$ 45,183.51
Financial Adjustment	8665296	159275	261/261	(2,267.986)	\$ 20,055.80	\$ (45,486.27)	
		159276	101	2,267.986	\$ 21,095.90	\$ 47,845.21	\$ 2,358.93
WIP	8665300	159276	101	28.807	\$ 21,095.90	\$ 607.71	
		159303	261	(42.479)	\$ 32,718.80	\$ (1,389.86)	\$ (782.15)
WIP	8665212	159310	101	136.080	\$ 31,341.40	\$ 4,264.94	\$ 4,264.94

**3.3.5. I create corresponding journal entries/COPA adjustments in WP2/WPX accordingly.**

### 3.4. I confirm now that the systems reconcile. CCCC-9201 needs to be exact in both systems to finalize the closing.

Cost Elements	Act. Costs	Plan Costs	Var. (Abs.)	Var. (%)
98150974 INT C'ION STK VAR	15,576,095.14		15,576,095.14	
98150975 PACK CONS INTERN	414,754.69		414,754.69	
98150999 VAR. ST MP ECART	160,616.76		160,616.76	
98350000 VAR FP STOCK	11,027,014.91		11,027,014.91	
98350005 FIN PROD STOCK =	38,170,725.61		38,170,725.61	
98350065 VAR FP ADJ CC MAN	18,266,754.80		18,266,754.80	
98350100 SF STK VAR INTL M	14,833,635.80		14,833,635.80	
98350105 SEMI FIN STOCK VA	355,363.18		355,363.18	
98350200 VAR WIP	2,572,104.28		2,572,104.28	
99430020 Direct Labour	4,228,876.15		4,228,876.15	
99430038 machine hours				
99430170 packs preparation	817,012.12		817,012.12	
99436000 Utilities General	25,818.54		25,818.54	
99436201 Waste	856,600.04		856,600.04	
99438000 Depreciation				
* Debit	975,415.68		975,415.68	
98150974 INT C'ION STK VAR	170,076.13		170,076.13	
98150975 PACK CONS INTERN	1,648.43		1,648.43	
98350000 VAR FP STOCK	18,631.85		18,631.85	
98350100 SF STK VAR INTL M	57,109.97		57,109.97	
99429900 PA-AS CP	101.35		101.35	
* Credit	247,365.03		247,365.03	
** Over/Underabsorption	728,050.65		728,050.65	

End of document.

### Tasks to be completed when documenting an operation (from creation to publication)

1. Enter the **Title of the operation / page**
2. Add the following Labels:

- Scope of applicability: ww, country\_accounting
- Country or group of countries (if applicable): belux, china, france, italy, lam, nam, uk \_ie, bulgaria, dach, netherlands, iberia, poland, latvia, australia, india, japan, south\_korea, thailand, singapore, new\_zealand, emea\_transversal, apac\_transversal
- Unit and Domain according to the [List of labels to be used in the Finance Service Line space](#)
  - E.g. 1: WW Operation in Financial Accounting under domain "Central Finance Processes & Compliance":
    - Labels to be used: **ww, financial\_accounting, central\_fin\_proc\_compliance**
  - E.g. 2: France Operation in Financial Accounting:
    - Labels to be used: **country\_accounting, france, financial\_accounting** (for country operations, the Domain is always country\_accounting)

3. Fill in all fields as described above

4. Name the title of each section using OPD methodology naming convention - **Infinite verb without the "to", mainly action verb...something) - "I do something..."**

5. Once the description of the operation is completed, ensure it is approved and published by launching the [Finance approval workflow](#)

**Domain:** Management Accounting, Costing

**Responsibility area:**

# Table of contents

- Tasks to be completed when documenting an operation (from creation to publication)
- 1. Enter the Title of the operation / page
- 2. Add the following Labels:
- Scope of applicability: ww, country\_accounting
- Country or group of countries (if applicable): belux, china, france, italy, lam, nam,uk\_ie, bulgaria, dach, netherlands, iberia, poland, latvia, australia, india, japan, south\_korea, thailand, singapore, new\_zealand, emea\_transversal, apac\_transversal
- Unit and Domain according to the List of labels to be used in the Finance Service Line space
- 3. Fill in all fields as described above
- 4. Name the title of each section using OPD methodology naming convention - Infinitive verb without the "to", mainly action verb...something) -" I do something..."
- 5. Once the description of the operation is completed, ensure it is approved and published by launching the Finance approval workflow

- Table of contents
- 1. Objective and Scope
  - 1.1. Objective of this Operation
  - 1.2. Scope
- 2. Definitions
- 3. Tasks description
- 3.1. I run the cost center and KE30 report to check FI/COPA reconciliation in WPX for process order settlements.
- 3.2. I check that the activity absorption ties out in both systems.
  - WP2
  - WPX
- 3.3. I check the production and consumption of materials in both systems.
  - WP2
  - WPX
- 3.4. I confirm now that the systems reconcile. CCCC-9201 needs to be exact in both systems to finalize the closing.
  - Tasks to be completed when documenting an operation (from creation to publication)
  - 1. Enter the Title of the operation / page
  - 2. Add the following Labels:
  - Scope of applicability: ww, country\_accounting
  - Country or group of countries (if applicable): belux, china, france, italy, lam, nam,uk\_ie, bulgaria, dach, netherlands, iberia, poland, latvia, australia, india, japan, south\_korea, thailand, singapore, new\_zealand, emea\_transversal, apac\_transversal
  - Unit and Domain according to the List of labels to be used in the Finance Service Line space
  - 3. Fill in all fields as described above
  - 4. Name the title of each section using OPD methodology naming convention - Infinitive verb without the "to", mainly action verb...something) -" I do something..."
  - 5. Once the description of the operation is completed, ensure it is approved and published by launching the Finance approval workflow
- Table of contents
- 1. Objective and Scope
  - 1.1. Objective of this Operation
  - 1.2. Scope
- 2. Definitions
- 3. Tasks description
- 3.1. I run the cost center and KE30 report to check FI/COPA reconciliation in WPX for process order settlements.
- 3.2. I check that the activity absorption ties out in both systems.
  - WP2
  - WPX
- 3.3. I check the production and consumption of materials in both systems.
  - WP2
  - WPX
- 3.4. I confirm now that the systems reconcile. CCCC-9201 needs to be exact in both systems to finalize the closing.

## 1. Objective and Scope

### 1.1. Objective of this Operation

#### Scope

---



**WW**



Unknown Attachment

#### ERP

---



**WP1**

#### Frequency

---



**Month**



Unknown Attachment



Unknown Attachment

#### References

---

#### Forms

---

#### Attachments

---

<< WP2 vs WPX Manual Reconciliation >>

The goal of this operation is to guarantee that, at the end of each month, the inventory movements, and reallocation of cost center for inventory consumptions, and activity type absorptions match in WPX and WP2.

**The reconciliation is performed using the program ZCO\_RECON in WPX to perform the checks automatically. This is the manual process to validate differences between the systems in case the automatic program is not working or not available.**

## 1.2. Scope

This procedure is applied to Composites entities with ITAR materials (7180, 7771, 7772).

## 2. Definitions

See [Finance Glossary](#):




## 3. Tasks description

*3.1. I run the cost center and KE30 report to check FI/COPA reconciliation in WPX for process order settlements.*

**3.1.1. I run transaction S\_ALR\_87013611. Update the controlling area, the year, the period, and the cost center “CCCC-9201”.**


*The cost center report should match value fields E05, D05, and F05 on the KE30 report. (same as normal reconciliation in WP1 currently)*

Cost Centers: Actual/Plan/Variance: Selection

  Data Source... 



---

Selection values

Controlling Area	2028	
Fiscal Year	2021	
From Period	6	
To Period	6	
Plan Version	0	

---

Selection groups

Cost Center Group				
Or value(s)	7180-9201	to		
Cost Element Group				
Or value(s)		to		

Cost Centers: Actual/Plan/Variance

Cost Elements	Act. Costs	Plan Costs	Var. (Abs.)	Var. (%)
98150999 VAR. ST MP ECART	1,925.40-		1,925.40-	
98350005 FIN PROD STOCK -	564,412.74		564,412.74	
98350065 VAR FP ADJ CC MAN				
98350105 SEMI FIN STOCK VA	165,461.96		165,461.96	
98350200 VAR WIP				
* Debit	727,949.30		727,949.30	
99429900 PA-AS CP	101.35		101.35	
* Credit	101.35		101.35	
** Over/Underabsorption	728,050.65		728,050.65	

3.1.2. I run transaction KE30. Select report "ZZZ-SOLV00". Update the reporting currency, fiscal year, periods, and company code.

Selection: Periods/year

Attributes

Report selections		
Reporting Currency	10	Company code currency
Fiscal year	2021	2021
From Period	6	June
To Period	6	June
Company Code	7180	CYTEC ENG MATERIALS INC

Add D05, E05, F05 together.

P&L Lines	Period
D05 VC ProcessO Var	342,498.44
D45 VC CC Variance	101.35-
D47 CP Ec/T030	0.00
D50 VC PC Reval Var	0.00
D52 CP Rev.CCR T030	42.75-
D55 VC Free 1	0.00
D60 VC Free 2	0.00
D70 Neutral.VC/marg	0.00
D80 AC margin	0.00
VC Variance	342,354.34
VC on MP Sales	342,354.34
VC MP sales / Kg	●/○
Margin on MP	342,354.34-
Margin / MP Sales	●/○
Margin /Kg	●/○
E00 FC Fixed Costs	0.00
Total Standard FC	0.00
E05 FC ProcessO Var	451,838.96
E45 FC CC Variance	0.00
E47 CNP Ec/T030	0.00
E50 FC PC reval Var	0.00
E52 CNP Rev.CCR T030	0.00
E65 FC Others	0.00
E70 Neutral.F.Costs	0.00
E80 Change in Inv.AC	0.00
E01 FC Period	0.00
E90 FC absorption	0.00
Variance on FC	451,838.96
FC on production	451,838.96
FC / Kg	●/○
F00 DEP Depreciation	0.00
Total Standard DEP	0.00
F05 DEP PcessO Var	66,286.75-

### 3.1.3. I compare both results to confirm that they match.

If the amounts do not match I take corresponding corrective action to analyze which process order is causing the discrepancy. If a COPA correction is needed this needs to occur in both WP1/WPX as D05, E05, F05 has been transferred from WPX to WP2 post process order settlements.

## 3.2. I check that the activity absorption ties out in both systems.

WP2

3.2.1. I run transaction S\_ALR\_87013611. Update the controlling area, the year, the period, and the cost centers "CCCC-9201, CCCC-8899, and CCCC-6199".

Cost Centers: Actual/Plan/Variance: Selection

Data Source...

Selection values

Controlling Area	z028
Fiscal Year	2019
From Period	10
To Period	10
Plan Version	0

Selection groups

Cost Center Group		to		
Or value(s)	7180-9201			
Cost Element Group		to		
Or value(s)				

Cost Centers: Actual/Plan/Variance	Date: 11/20/2019	Page: 2 / 2
Cost Center/Group	7180-9201	Column: 1 / 2
Person responsible:	Diann Shiver	
Reporting period:	10 to 10 2019	
PRODUCTION VARIANCES		

Cost Elements	Act. Costs	Plan Costs	Var. (Abs.)	Var. (%)
98150974 INT C'ION STK VAR	660,546.28		660,546.28	
98150975 PACK CONS INTERN	14.66		14.66	
98150992 PACK INTERNAL ADJ	288.12		288.12	
98150993 RM STK VAR CC	2,195.86		2,195.86	
98350000 VAR FP STOCK	150,545.52		150,545.52	
98350005 FIN PROD STOCK -	627,165.07-		627,165.07-	
98350100 SF STK VAR INTL M	1,903,923.65		1,903,923.65	
98350105 SEMI FIN STOCK VA	1,745,652.50-		1,745,652.50-	
98350165 SEMI FINISH.PROD.	162,018.40		162,018.40	
98350200 VAR WIP	2,723,936.14-		2,723,936.14-	
99430020 Direct Labour	98,873.91		98,873.91	
99430038 machine hours	1,130,591.15		1,130,591.15	
99436000 Utilities General	137,166.75		137,166.75	
99438000 Depreciation	258,589.17		258,589.17	
* Debit	592,000.24-		592,000.24-	
99429900 PA-AS CP	0.03		0.03	
* Credit	0.03		0.03	
** Over/Underabsorption	592,000.21-		592,000.21-	

WPX

3.2.2. I run transaction S\_ALR\_87013611. Update the controlling area, the year, the period, and the cost center group "7180".

Cost Centers: Actual/Plan/Variance: Selection

Data Source...

---

Selection values

Controlling Area	2028
Fiscal Year	2019
From Period	10
To Period	10
Plan Version	0

---

Selection groups

Cost Center Group	7180		
Or value(s)		to	
Cost Element Group			
Or value(s)		to	

Cost Centers: Actual/Plan/Variance	Date: 11/20/2019	Page: 2 / 3
Cost Center/Group	7180	CYTEC ENG MAT (US)
Person responsible:	*	
Reporting period:	10 to 10 2019	Column: 1 / 2

Cost Elements	Act. Costs	Plan Costs	Var. (Abs.)	Var. (%)
98350005 FIN PROD STOCK -	10,911.44		10,911.44	
98350035 F PROD ST VAR CC	3,912,928.58		3,912,928.58	
98350105 SEMI FIN STOCK VA	428,776.08-		428,776.08-	
98350135 SF STOCK VAR. CC	433,848.22		433,848.22	
* Debit	3,928,912.16		3,928,912.16	
99429900 PA-AS CP	0.03		0.03	
99430020 Direct Labour	98,873.91-		98,873.91-	
99430038 machine hours	1,130,591.15-		1,130,591.15-	
99436000 Utilities General	137,166.75-		137,166.75-	
99438000 Depreciation	258,589.17-		258,589.17-	
* Credit	1,625,220.95-		1,625,220.95-	
** Over/Underabsorption	2,303,691.21		2,303,691.21	

**3.2.3. I compare the results in both systems to confirm that they match.**

If they do not match I analyze the reason of the discrepancy and take corresponding corrective action.

**3.2.4. I run transaction ZWFA04 in WPX in test mode to see what activities have not been transferred. Then rerun the transaction in live mode to execute the transfer.**

If there is an issue due to the reclassification of the R&I/Engineering manual adjustment will be made in WP2.




**3.3. I check the production and consumption of materials in both systems.**

WP2

**3.3.1. I run transaction MB51. Update the plant(s), posting date, username, and use flat list as the display option.**














Execute the transaction. Variant should show posting date, material, plant, movement type, quantity, base unit, unit of entry, amount in local currency, batch, and user name.

## Material Document List






---

**Item Data**

Material		to		
Plant	8367	to		
Storage Location		to		
Batch		to		
Vendor		to		
Customer		to		
Movement type	101	to		
Special Stock		to		
Purchase order		to		
Reason for Movement		to		
Sales order		to		
Sales order item		to		
Goods recipient		to		

---

**Header Data**

Posting Date	10/01/2019	to	10/31/2019	
User Name	R_RCS_VAULT	to		
Trans./Event Type		to		
Material Document		to		
Reference		to		

---

**Display Options**












Hierarchy List  
 Flat List  
 Layout:

---

**Data Source**

Database  
 Short Documents  
 Reread Short Docs In Archive  
 Archive Infostruct:

## Material Document List

Posting Date	Material	Plant	Mv	Quantity	Base Unit	EUn	Amount	LC	Batch	User Name
10/23/2019	159272	8367	102	1,133.993	KG	KG	13,648.06		PM001G002	R_RCS_VAULT
10/23/2019	159272	8367	102	1,133.992	KG	KG	13,648.05		PM001G001	R_RCS_VAULT
10/24/2019	159294	8367	102	96.389	KG	KG	6,858.94		PM001F001	R_RCS_VAULT
10/22/2019	159294	8367	102	1.070	KG	KG	76.14		PM001F001	R_RCS_VAULT
				<b>10,032.968</b>	<b>KG</b>					
10/25/2019	159159	8367	201	2,041.187	KG	KG	126,158.4		RMBT102419	R_RCS_VAULT
10/24/2019	159179	8367	201	83.126	KG	KG	370.11		600116	R_RCS_VAULT
10/25/2019	159180	8367	201	22.712	L	L	17.42		6090138302	R_RCS_VAULT
10/24/2019	159180	8367	201	11.356	L	L	8.71		6090138302	R_RCS_VAULT
10/24/2019	159180	8367	201	6.454	L	L	4.95		600140	R_RCS_VAULT
10/30/2019	159181	8367	201	287.013	KG	KG	2,415.21		600226	R_RCS_VAULT
10/29/2019	159181	8367	201	97	KG	KG	816.25		6090189750	R_RCS_VAULT
10/29/2019	159181	8367	201	22	KG	KG	185.13		6090179748	R_RCS_VAULT
10/29/2019	159181	8367	201	59	KG	KG	496.49		6090169749	R_RCS_VAULT
10/29/2019	159181	8367	201	6	KG	KG	50.49		6090150401	R_RCS_VAULT
10/29/2019	159181	8367	201	242.696	KG	KG	2,042.29		600226	R_RCS_VAULT
10/29/2019	159181	8367	201	286	KG	KG	2,406.69		6090141112	R_RCS_VAULT
10/30/2019	159183	8367	201	6.270	KG	KG	302.18		6090250759	R_RCS_VAULT
10/30/2019	159183	8367	201	63.707	KG	KG	3,070.36		6090230760	R_RCS_VAULT
10/29/2019	159183	8367	201	24	KG	KG	1,156.68		6090248918	R_RCS_VAULT
10/29/2019	159183	8367	201	73	KG	KG	3,518.24		6090220257	R_RCS_VAULT
10/29/2019	159183	8367	201	2	KG	KG	96.39		6090268919	R_RCS_VAULT
10/29/2019	159183	8367	201	74.730	KG	KG	3,601.61		6090250759	R_RCS_VAULT
10/24/2019	159184	8367	201	17,881.248	KG	KG	41,510.24		BULK	R_RCS_VAULT
10/30/2019	159185	8367	201	20.561	KG	KG	472.99		CHEMSTOCK	R_RCS_VAULT
10/29/2019	159185	8367	201	32.330	KG	KG	743.72		CHEMSTOCK	R_RCS_VAULT
10/25/2019	159188	8367	201	5.678	L	L	32.59		6090429077	R_RCS_VAULT
10/24/2019	159188	8367	201	1.874	L	L	10.76		6090429077	R_RCS_VAULT
10/25/2019	159189	8367	201	292.570	KG	KG	7,166.41		6003130001	R_RCS_VAULT
10/24/2019	159189	8367	201	0.110	KG	KG	2.69		6090439314	R_RCS_VAULT
10/24/2019	159190	8367	201	816.475	KG	KG	2,111.40		6005970001	R_RCS_VAULT
10/24/2019	159190	8367	201	999.728	KG	KG	2,585.30		6004660001	R_RCS_VAULT
10/24/2019	159191	8367	201	146.965	KG	KG	1,000.18		6003720002	R_RCS_VAULT

Export the report to Excel and analyze the information based on movement type and material.

Movement type	Material	Sum of Quantity	Sum of Amt.in loc.cur.
101	159212	267,168.644	\$ 1,100,777.50
	159214	26,352.826	\$ 450,000.58
	159220	10,180.198	\$ 90,122.78
	159236	24,617.045	\$ 431,615.89
	159260	307.690	\$ 17,911.40
	159263	368.825	\$ 21,682.99
	159272	35,153.783	\$ 423,089.86
	159273	8,164.749	\$ 158,295.73
	159274	9,071.944	\$ 186,820.32
	159275	6,803.958	\$ 136,465.62
	159276	2,267.986	\$ 47,847.48
	159294	2,552.553	\$ 181,637.07
	159295	2,449.879	\$ 480,853.67
	159296	673.648	\$ 216,396.06
	159299	4,699.059	\$ 1,701,281.04
	159300	4,824.107	\$ 1,742,445.99
	159303	28.807	\$ 942.56
	159310	6,486.440	\$ 201,300.59
<b>101 Total</b>		<b>412,172.341</b>	<b>\$ 7,591,507.11</b>
102	159212	(4,535.970)	\$ (18,688.92)
	159214	(1,586.040)	\$ (27,083.19)
	159220	(411.521)	\$ (3,643.09)
	159272	(3,401.978)	\$ (40,944.17)
	159294	(97.459)	\$ (6,935.08)
	159294	(10,032.968)	\$ (97,294.45)
<b>102 Total</b>		<b>(10,032.968)</b>	<b>\$ (97,294.45)</b>
201	159159	(2,041.877)	\$ (126,158.42)
	159179	(83.126)	\$ (370.11)
	159180	(40.522)	\$ (31.08)
	159181	(999.709)	\$ (8,412.55)
	159183	(243.707)	\$ (11,745.46)
	159184	(17,881.248)	\$ (41,510.24)
	159185	(52.891)	\$ (1,216.71)
	159188	(7.552)	\$ (43.35)
	159189	(292.680)	\$ (7,169.10)
	159190	(1,816.203)	\$ (4,696.70)

PivotTable Field List

Choose fields to add to report:

- Posting Date
- Material
- Plant
- Movement type
- Quantity
- Base Unit of Measure
- Unit of Entry
- Amt.in loc.cur.
- Batch
- User Name

Drag fields between areas below:

Report Filter

Column Labels

Σ Values

Row Labels

Movement type

Material

Σ Values

Sum of Quantity

Sum of Amt.in loc.cur.

WPX

**3.3.2. I run transaction MB51. Update the plant(s), movement types (select all excluding 501 and 502), posting date, and use flat list as the display option.**

Execute the transaction. Variant should show posting date, material, plant, movement type, quantity, base unit, unit of entry, amount in local currency, batch, user name, and order.

Material Document List

---

Item Data

Material		to	
Plant	8367	to	
Storage Location		to	
Batch		to	
Vendor		to	
Customer		to	
Movement type	= 501	to	
Special Stock		to	
Sales order		to	
Sales order item		to	

---

Header Data

Posting Date	10/01/2019	to	10/31/2019
User Name		to	
Trans./Event Type		to	
Reference		to	

---

Display Options

Hierarchy List

Flat List

Layout: /\*JPS REC

Material Document List

Posting Date	Material	Plant	Mv	Quantity	Base Unit	EUn	Amount	LC	Batch	User Name	Order
10/23/2019	159212	8367	101	4,535.970	KG	LB	18,688.92		PM002A018	R_RCS_VAULT	8665333
10/23/2019	159212	8367	101	4,535.970	KG	LB	18,688.92		PM002A017	R_RCS_VAULT	8665333
10/23/2019	159212	8367	101	4,535.970	KG	LB	18,688.92		PM002A016	R_RCS_VAULT	8665333
10/23/2019	159212	8367	101	4,535.970	KG	LB	18,688.92		PM002A008	R_RCS_VAULT	8665333
10/23/2019	159212	8367	101	4,535.970	KG	LB	18,688.92		PM002A015	R_RCS_VAULT	8665333
10/23/2019	159212	8367	101	4,535.970	KG	LB	18,688.92		PM002A009	R_RCS_VAULT	8665333
10/23/2019	159212	8367	101	4,535.970	KG	LB	18,688.92		PM002A014	R_RCS_VAULT	8665333
10/23/2019	159212	8367	101	4,535.970	KG	LB	18,688.92		PM002A013	R_RCS_VAULT	8665333
10/23/2019	159212	8367	101	4,535.970	KG	LB	18,688.92		PM002A012	R_RCS_VAULT	8665333
10/23/2019	159212	8367	101	4,535.970	KG	LB	18,688.92		PM002A011	R_RCS_VAULT	8665333
10/23/2019	159212	8367	101	4,535.970	KG	LB	18,688.92		PM002A010	R_RCS_VAULT	8665333
10/23/2019	159212	8367	101	4,535.970	KG	LB	18,688.92		PM002A019	R_RCS_VAULT	8665333
10/23/2019	159212	8367	101	11,339.926	KG	LB	46,722.31		PM0004006	R_RCS_VAULT	8665222
10/23/2019	159212	8367	101	11,339.926	KG	LB	46,722.31		PM0004007	R_RCS_VAULT	8665222
10/23/2019	159212	8367	101	11,339.926	KG	LB	46,722.31		PM0004008	R_RCS_VAULT	8665222
10/23/2019	159212	8367	101	11,339.926	KG	LB	46,722.31		PM0004009	R_RCS_VAULT	8665222
10/23/2019	159212	8367	101	11,339.926	KG	LB	46,722.31		PM0004010	R_RCS_VAULT	8665222
10/23/2019	159212	8367	101	13,154.314	KG	LB	54,197.88		PM0004011	R_RCS_VAULT	8665222
10/23/2019	159212	8367	101	4,535.970	KG	LB	18,688.92		PM002A030	R_RCS_VAULT	8665333
10/23/2019	159212	8367	101	11,339.926	KG	LB	46,722.31		PM0004005	R_RCS_VAULT	8665222

Export the report to Excel and analyze the information based on movement type and material.

**3.3.3. I compare the quantities and amounts in local currency to confirm if they match.**

If they do not match I analyze the reason of the discrepancy and take corresponding corrective action.

**3.3.4. I determine the differences by material and batch.**

If the quantities match, but there is a discrepancy in the actual amounts then there is an issue with the materials and manual adjustments to the orders will need to be made. If the order is TECO then adjustments must be made to COPA and if the orders are REL then adjustments must be made to WIP.

If we determine an issue with price change I find the order quantity to calculate the order adjustment by multiplying the quantity by the price discrepancy.

	Order	Material	MVT	Quantity	Price Change	Qty x Price Change	Order Adjustment
WIP	8665412	159263	101	368.825	\$ 58,788.40	\$ 21,682.63	\$ 21,682.63
WIP	8665284	159272	101/102	31,751.804	\$ 12,034.40	\$ 382,113.91	
		159201	261/261	(34,675.256)	\$ 1,781.42	\$ (61,771.19)	\$ 320,342.72
Financial Adjustment	8665287	159272	261	(8,241.861)	\$ 12,034.40	\$ (99,185.85)	
		159273	101	8,164.749	\$ 19,386.70	\$ 158,287.54	
		159180	261	(22.712)	\$ 765.98	\$ (17.40)	
		159188	261	(5.678)	\$ 5,738.80	\$ (32.58)	
		159189	261	(292.570)	\$ 24,493.70	\$ (7,166.12)	
		159199	261	(79.379)	\$ 35,978.10	\$ (2,855.91)	\$ 49,029.68
Financial Adjustment	8665294	159272	261	(4,535.972)	\$ 12,034.40	\$ (54,587.70)	
		159275	101	4,535.972	\$ 20,055.80	\$ 90,972.55	
		159179	261	(52.199)	\$ 4,451.41	\$ (232.36)	
		159180	261	(11.356)	\$ 765.98	\$ (8.70)	
		159189	261	(0.055)	\$ 24,493.70	\$ (1.35)	
		159199	261	(4.115)	\$ 35,978.10	\$ (148.05)	\$ 35,994.39
Financial Adjustment	8665290	159273	261	(8,164.749)	\$ 19,386.70	\$ (158,287.54)	
		159274	101	9,071.944	\$ 20,592.20	\$ 186,811.29	\$ 28,523.75
Financial Adjustment	8665304	159274	261	(9,071.944)	\$ 20,592.20	\$ (186,811.29)	
		159310	101	6,350.360	\$ 31,341.40	\$ 199,029.17	\$ 12,217.89
Financial Adjustment	8665293	159275	101	2,267.986	\$ 20,055.80	\$ 45,486.27	
		159179	261	(30.927)	\$ 4,451.41	\$ (137.67)	
		159180	261	(6.454)	\$ 765.98	\$ (4.94)	
		159188	261	(1.874)	\$ 5,738.80	\$ (10.75)	
		159189	261	(0.055)	\$ 24,493.70	\$ (1.35)	
		159199	261	(4.115)	\$ 35,978.10	\$ (148.05)	\$ 45,183.51
Financial Adjustment	8665296	159275	261/261	(2,267.986)	\$ 20,055.80	\$ (45,486.27)	
		159276	101	2,267.986	\$ 21,095.90	\$ 47,845.21	\$ 2,358.93
WIP	8665300	159276	101	28.807	\$ 21,095.90	\$ 607.71	
		159303	261	(42.479)	\$ 32,718.80	\$ (1,389.86)	\$ (782.15)
WIP	8665212	159310	101	136.080	\$ 31,341.40	\$ 4,264.94	\$ 4,264.94

**3.3.5. I create corresponding journal entries/COPA adjustments in WP2/WPX accordingly.**

3.4. I confirm now that the systems reconcile. CCCC-9201 needs to be exact in both systems to finalize the closing.

Cost Centers: Actual/Plan/Variance WP1					Cost Centers: Actual/Plan/Variance WPX				
Date: 07/12/2021 Page: 2 / 2					Date: 07/12/2021 Page: 2 / 2				
Column: 1 / 2					Column: 1 / 2				
Cost Center/Group: 7180-9201 PRODUCTION VARIANCES					Cost Center/Group: 7180-9201 PRODUCTION VARIANCES				
Person responsible: 50017780					Person responsible: 50017780				
Reporting period: 6 to 6 2021					Reporting period: 6 to 6 2021				
Cost Elements	Act. Costs	Plan Costs	Var. (Abs.)	Var. (%)	Cost Elements	Act. Costs	Plan Costs	Var. (Abs.)	Var. (%)
98150974 INT C'ION STK VAR	15,576,095.14		15,576,095.14		98150999 VAR. ST MP ECART	1,925.40-		1,925.40-	
98150975 PACK CONS INTERN	414,754.69		414,754.69		98350065 FIN PROD STOCK -	564,412.74		564,412.74	
98150999 VAR. ST MP ECART	160,616.76-		160,616.76-		98350065 VAR FP ADJ CC MAN				
98350000 VAR FP STOCK	11,027,014.91		11,027,014.91		98350105 SEMI FIN STOCK VA	165,461.96		165,461.96	
98350005 FIN PROD STOCK -	38,170,725.61-		38,170,725.61-		98350200 VAR WIP				
98350065 VAR FP ADJ CC MAN	18,266,754.80		18,266,754.80		* Debit	727,949.30		727,949.30	
98350100 SF STK VAR INFL M	14,833,635.80-		14,833,635.80-		99429900 PA-AS CP	101.35		101.35	
98350105 SEMI FIN STOCK VA	355,363.18		355,363.18		* Credit	101.35		101.35	
98350200 VAR WIP	2,572,104.28		2,572,104.28		** Over/Underabsorption	728,050.65		728,050.65	
99430020 Direct Labour	4,228,876.15		4,228,876.15						
99430038 machine hours									
99430170 packs preparation									
99436000 Utilities General	817,012.12		817,012.12						
99436201 Waste	25,818.54		25,818.54						
99438000 Depreciation	856,600.04		856,600.04						
* Debit	975,415.68		975,415.68						
98150974 INT C'ION STK VAR	170,076.13-		170,076.13-						
98150975 PACK CONS INTERN	1,648.43-		1,648.43-						
98350000 VAR FP STOCK	18,631.85-		18,631.85-						
98350100 SF STK VAR INFL M	57,109.97-		57,109.97-						
99429900 PA-AS CP	101.35		101.35						
* Credit	247,365.03-		247,365.03-						
** Over/Underabsorption	728,050.65		728,050.65						

End of document.