

# I generate "Cost based" invoice

## Tasks to be completed when documenting an operation (from creation to publication)

1. Enter the **Title of the operation / page**

2. Add the following Labels:

- Scope of applicability: ww, country\_accounting
- Country or group of countries (if applicable): belux, china, france, italy, lam, nam,uk\_ie, bulgaria, dach, netherlands, iberia, poland, latvia, australia, india, japan, south\_korea, thailand, singapore
- Unit and Domain according to the [List of labels to be used in the Finance Service Line space](#)
  - E.g. 1: WW Operation in Financial Accounting under domain "Central Finance Processes & Compliance":
    - Labels to be used: **ww, financial\_accounting, central\_fin\_proc\_compliance**
  - E.g. 2: France Operation in Financial Accounting:
    - Labels to be used: **country\_accounting, france, financial\_accounting**  
(for country operations, the Domain is always country\_accounting)

3. Fill in all fields as described above

4. Once the description of the operation is completed, ensure it is approved and published by launching the [SBS-Finance approval workflow](#)

**Domain:** Service Invoicing

**Responsibility area:** Ensure invoice creation following Solvay's group rules

## Table of contents

- [Tasks to be completed when documenting an operation \(from creation to publication\)](#)
  - [1. Enter the Title of the operation / page](#)
  - [2. Add the following Labels:](#)
    - [Scope of applicability: ww, country\\_accounting](#)
    - [Country or group of countries \(if applicable\): belux, china, france, italy, lam, nam,uk\\_ie, bulgaria, dach, netherlands, iberia, poland, latvia, australia, india, japan, south\\_korea, thailand, singapore](#)
    - [Unit and Domain according to the List of labels to be used in the Finance Service Line space](#)
  - [3. Fill in all fields as described above](#)
  - [4. Once the description of the operation is completed, ensure it is approved and published by launching the SBS-Finance approval workflow](#)
- [Table of contents](#)
- [1. Objective and Scope](#)
  - [1.1 Objective of this Operation](#)
  - [1.2 Scope](#)
- [2. Definitions](#)
- [3. Billing creation](#)
  - [3.1. I transfer the amount based on cost based to be invoiced to the WBS, in case of need](#)
  - [3.2. I perform the billing data acquisition](#)
    - [3.2.1. I Perform the data acquisition and the billing data determination](#)
    - [3.2.2 I Create the sale invoice](#)

## Scope

---



## ERP


---



**To be confirmed!** 

## Frequency

---

**To be filled!** 

## References

---

## Forms

---

## Attachments

---

8. Add the link to attachments or external links

*I check the proper processing of invoices << I generate "Cost based" invoice >> I generate "Revenue with or without costs dependent" invoice*

# 1. Objective and Scope

## 1.1 Objective of this Operation

At the end of this procedure, you will be able to create the sale invoice, starting from the data acquisition, carrying out a new billing data determination in some cases and ending by the sale invoice creation.

## 1.2 Scope

*WW scope*

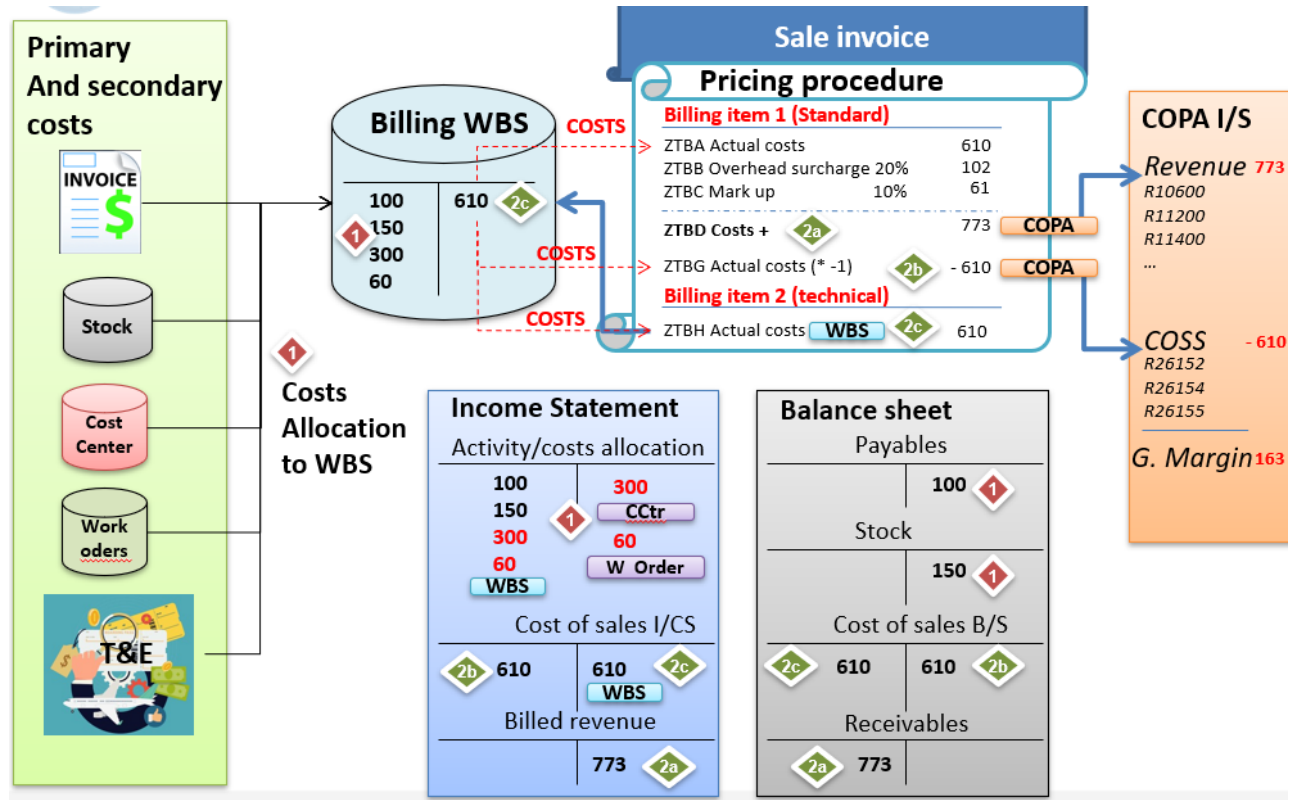
## 2. Definitions

See Finance Glossary:

- [WBS](#)

## 3. Billing creation

Cost based revenue - Posting schema



Main services invoicing posting schema:

Cost based revenue (main case):

Revenue determination based on costs:

- At Costs
- Costs + (mark-up)
- Price according to the quantity

Engineering, maintenance, R&I, CBS services, expatriate costs

**3.1. I transfer the amount based on cost based to be invoiced to the WBS, in case of need**

Go to KB15N transaction and create a manual allocation

The screenshot shows the SAP Billing Data Acquisition screen with the following fields and callouts:

- 1**: Doc. Date (14.10.2017) and Postg Date (14.10.2017)
- 2**: Doc. Text (BAT APAC EXPAT)
- 3**: Scrn variant (All)
- 4**: Cost Elem. (9104000002), Amount (5000), Currency (USD), and Quantity (1)
- 5**: Text (BAT APAC EXPAT item text)
- 6**: Sender Cost Ctr (G0164US003)
- 7**: Receiver WBS Elem. (I-5955-SP-EXP-5782-01)

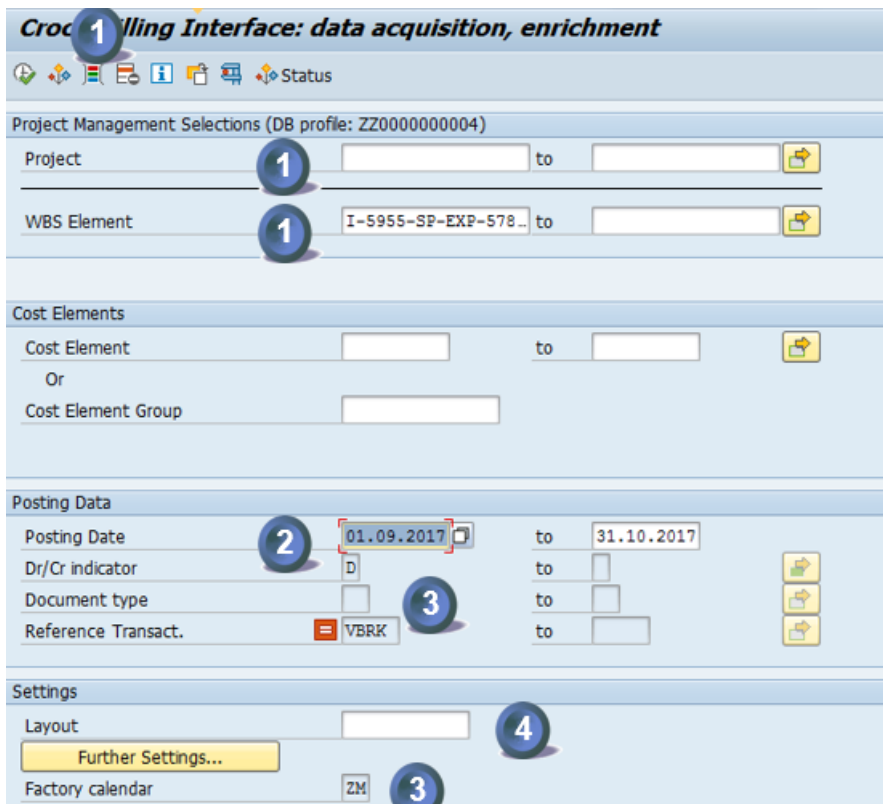
- 1 Enter the document date and the posting date: Mandatory;
- 2 Enter a document header text: Optional (Can be used in the invoice text);
- 3 Chose the screen variant: Define which fields are available in the document item screen;
- 4 Enter financial data: Cost element/Amount/Transaction currency/Quantity/Unit of measure;
- 5 Enter a document item text: Optional (Can be used in the invoice text);
- 6 Enter the sender cost object: In service billing process it is the service provider cost center or the cost center to which the costs to invoice are posted;
- 7 Enter the billing WBS element: In the services invoicing process the receiver object is always the billing WBS element

## 3.2. I perform the billing data acquisition

### 3.2.1. I Perform the data acquisition and the billing data determination

**Notice that step is an automatic step even if it is still possible to perform it at any time for immediate invoicing for instance**

Key transaction **Z1F\_CRC\_DATA\_ENRICH** Data acquisition, enrichment



1 Project or WBS selection: Same selection possibility as from any project reporting transaction (CIJ3, CIJC). Optional

- By project
- By WBS
- Using data from the project and/or WBS (dynamic selection)

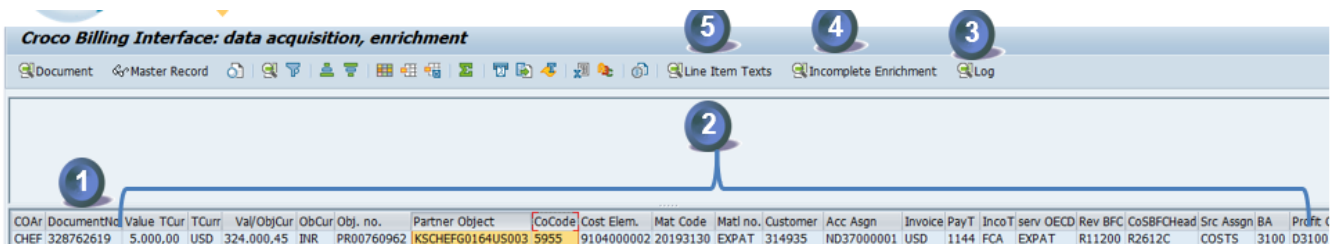
2 Posting date: Always from the first day of the previous month to the last day of current calendar month

3 Greyed out parameters:

- Dr/Cr indicator
- Filter of credit from settlement
- Reference transaction (VBRK)
- Filter items from sale invoice
- Document type and cost element
- Filter revenue recognition posting
- Invoicing calendar
- Default calendar if no one is found

4 ALV layout variant

Then execute the transaction.



1 Reference of the CO document to be invoiced

2 Billing data determination

Such as (main ones):

- Value in both Transaction and Obj curr
- Cost element

- Partner CO acct assignment
- Customer
- Material
- Activity (OECD)
- ...

### 3 Log

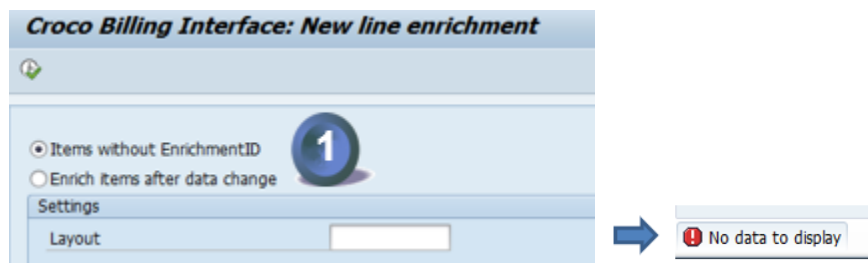
- Number of new CO documents extracted
- Number of billing data records (should be equal to the number of CO doc.)
- Number of text records should be equal to number of CO doc
- No of incomplete data (enrichment records) should be 0

Croco Billing Interface: data acquisition, enrichment	
No of extracted records (line item):	1
No of data enrichment records:	1
No of text records for each type:	0
No. of incomplete data enrichment records:	0

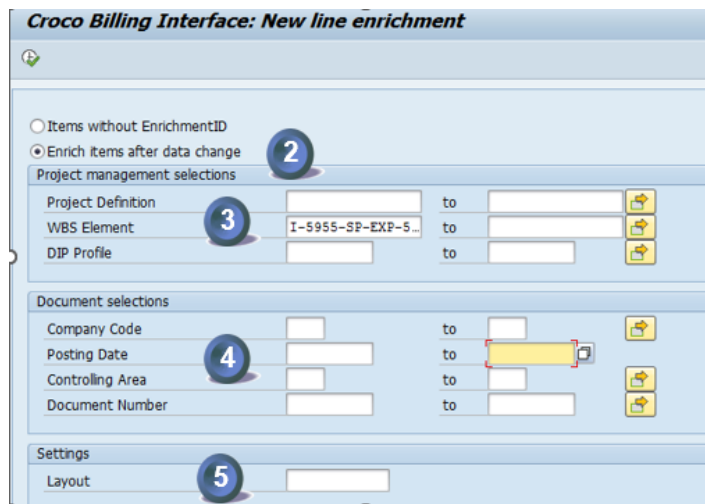
4 Incomplete enrichment: show line items with incompleteness status (cannot be invoiced). Correction and new billing data determination is required

### Key transaction Z1F\_CRC\_NEW\_ENRICH New line items enrichment

- this step needs to be done whenever a change/correction is made in the billings WBS master data level after the first enrichment is done



1 First option: Items without enrichment ID (only)



2 Second option: All other items not yet invoiced. Most of time after a change that has an impact on the billing date (invoicing currency for instance)

3 Project management selections: Filter according to project data

4 Document selections: Filter according to financial data so at CO document level

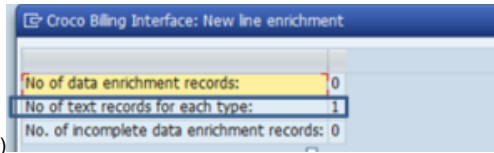
5 ALV Layout variant

Then execute the transaction.

**Croco Billing Interface: New line enrichment**

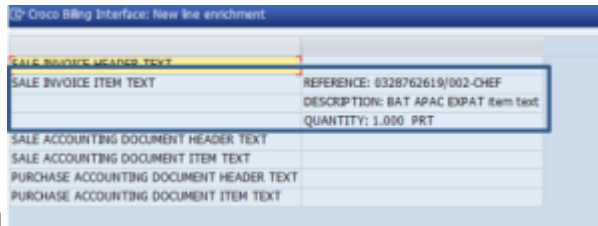
Incomp. Enrich. data    New enrichment ALL    Text data enrichment    Display Text data

Client	CO Area	DocumentNo	Post. row	Fiscal Yr	Period	Time Stamp	Billing Date	Sales org.	Distr. Ch	Division	Customer	Curr.Proj.	WBS Element	Inv Princ.	CoCode	Posting Date
020	CHEF	328762619	2	2017	10	20.171.014.132.018	31.10.2017	5955	99	99	314935	I-5955	I-5955-SP-EXP-5782-01	5955		14.10.2017



2 Text data enrichment: Perform a new text determination (only)

3 New enrichment ALL: Perform a complete new billing data determination (text and sale data)



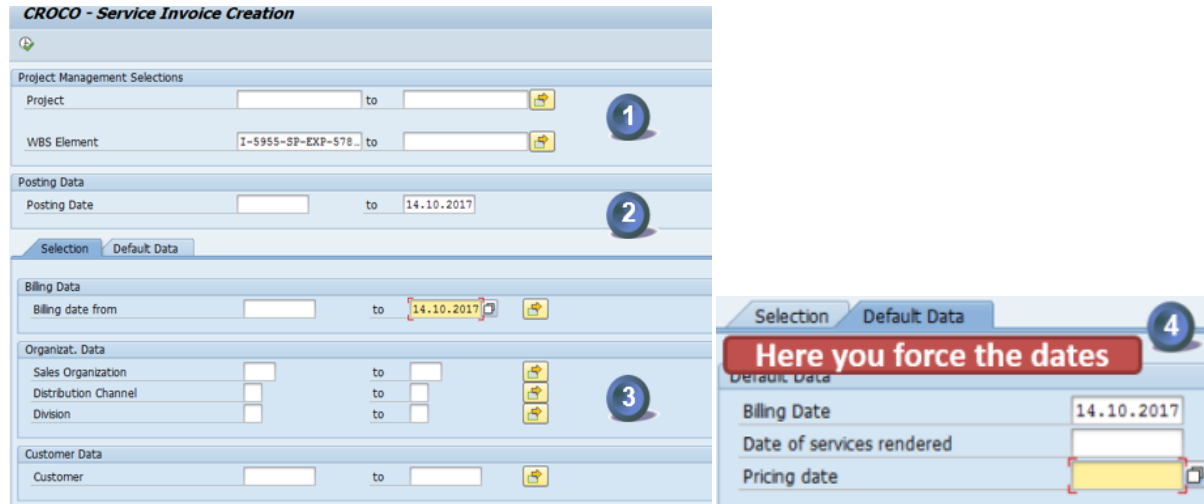
4 Display text data: Display text of the line item selected

5 Incomplete Enrich. data: Show line items with incompleteness status (cannot be invoiced). Correction and new billing data determination is required

### 3.2.2 | Create the sale invoice

**Notice that step is an automatic step even if it is still possible to perform it at any time for immediate invoicing for instance.**

Key transaction **Z1V\_CRC\_BILLING** Croco billing due list



1 Project management selections: Filter according to project data

2 Posting date: Filter according to posting date so at CO document level; Default posting to date is today date

3 Billing data: Filter according to billing data; Default billing to date is today date

4 Default data:

- Billing date from data acquisition
- Service rendered date = pricing date = billing date
- Here you can force any of them as from the SAP standard billing due list VF04

Then execute the transaction.

**CROCO - Service Invoice Creation**

CO Area	Document No.	Post. ro.	Fiscal Yr	Period	Sales Doc.	Item	SD Doc.	Billing Date	Sales org.	Distr. ...	Division	Customer	Curr.Proj.	WBS Element	Inv Pri...	CoCode	Posting Date
CHEF	328762619	2	2017	10	1010000003	10	9000660805	31.10.2017	5955	99	99	314935	I-5955	I-5955-SP-EXP-5782-...		5955	14.10.2017

1 CO document: CO document that has been invoiced

2 Sales order and sale order item number:

That step is required to determine how the system groups CO items in which sale invoice and in which sale invoice items . It focus on splitting characteristics values:

- at invoice level (header)
- At billing item leve

A sale order and a sale order item number is assigned to any CO items to materialize the summarization

3 Invoice, invoice item number and billing date: After the invoice creation the system updates the CO document with the invoice, the item number and the billing date

Then, go to VF03

**L2VS Debit Memo Serv 9000660805 (L2VS) Display: Overview of Billing It**

Accounting Billing documents

L2VS Debit Memo Serv 9000660805 **1** Net Value 5.000,00 USD

Payer 314935 SOLVAY SPECIALTY POLYMERS USA, LLC / 4500 MC...

Billing Date 14.10.2017

Item	Description	Billed Quantity	SU	Net value	Material	Cost
10	EXPATRIATE INVOICING <b>2</b>	1,00	PRT	5.000,00	20193130	0,00
11	EXPATRIATE INVOICING	1,00	PRT	0,00	20193130	0,00

1 Sale invoice has been created: Document number 9000660805

2 Billing Item analysis:

- Item 10 is the standard one (category ZDLS): Always end by 0; Has a net value
- Item 11 is the technical item (category ZDLT): Always end by 1; Hasn't any net value

**L2VS Debit Memo Serv 9000660805 (L2VS) Display: Item Data**

Billing Items Accounting

Item: 10 Created by: MSABY  
 Item category: ZDLS Created on: 14.10.2017 Time: 15:44:10  
 Material: 20193130 EXPATRIATE INVOICING  
 Batch:

Item Detail Item Partners Conditions ForTrade/Customs Item Texts PO Data

Qty: 1,00 PRT Net: 5.000,00 USD Tax: 0,00

Pricing Elements										
N..	CnTy	Name	Amount	Crcy	per	U...	Condition value	Curr.	St	
1		▲ ZTBA Actual costs	5.000,00	USD			5.000,00	USD		
		■ ZTBD Price	100,000	€			5.000,00	USD		
		Net be... Eleme	5.000,00	USD		1 PRT	5.000,00	USD		
		■ JECS A/R Education Cess	0,000	€			0,00	USD		
		■ JA1X A/R SEC&HR ECS	0,000	€			0,00	USD		
3		■ ZTBG PA Costs of sces	5.000,00	USD			5.000,00	USD		

1 Condition type ZTBA Actual:

- Get its value from the CO items
- Is statistical

2 Condition type ZTBB COST+

Price condition calculated value

- - ZTBA Actual costs
- - ZTBB Overhead surcharge (condition record)
- - ZTBC Mark-up (condition record) on total ZTBA + ZTBB condition

3 Condition type ZTBG PA Costs of sces

- Get its value from the CO items
- Is an accrual condition to transfer the value to COPA COS value field

**L2VS Debit Memo Serv 9000660805 (L2VS) Display: Item Data**

Billing items Accounting

Item: 11 Created by: MSABY  
 Item category: ZDLT Created on: 14.10.2017 Time: 15:44:10  
 Material: 20193130 EXPATRIATE INVOICING  
 Batch:

Item Detail Item Partners Conditions ForTrade/Customs Item Texts PO Data

Qty: 1,00 PRT Net: 0,00 USD Tax: 0,00

Pricing Elements								
N.	CnTy	Name	Amount	Crcy	per	U...	Condition value	Curr.
		B.Price+Excise+Sales	0,00	USD		1 PRT	0,00	USD
		JOIG IN: Integrated GST	0,000	€			0,00	USD
		Net Value for Item (	0,00	USD		1 PRT	0,00	USD
		Total	0,00	USD		1 PRT	0,00	USD
		Total	0,00	USD		1 PRT	0,00	USD
		GRWR Statistical value	105,000	€			0,00	USD
		Profit Margin	0,00	USD		1 PRT	0,00	USD
		ZTBH S Technical <b>1</b>	324.000,45	INR			5.000,01	USD

1 Condition type ZTBH COS technical

This is the unique active condition type for that technical item (ZDLT):

- Get its value from the CO items
- Is an accrual condition to credit the WBS and thus balance it

**End of document.**