

I prepare CFH allocation for Currency Reporting.

Tasks to be completed when documenting an operation (from creation to publication)

1. Enter the **Title of the operation / page**

2. Add the following Labels:

- Scope of applicability: ww, country_accounting
- Country or group of countries (if applicable): belux, china, france, italy, lam, nam,uk_ie, bulgaria, dach, netherlands, iberia, poland, latvia, australia, india, japan, south_korea, thailand, singapore, new_zealand, emea_transversal, apac_transversal
- Unit and Domain according to the [List of labels to be used in the Finance Service Line space](#)
 - E.g. 1: WW Operation in Financial Accounting under domain "Central Finance Processes & Compliance":
 - Labels to be used: **ww, financial_accounting, central_fin_proc_compliance**
 - E.g. 2: France Operation in Financial Accounting:
 - Labels to be used: **country_accounting, france, financial_accounting**
(for country operations, the Domain is always country_accounting)

3. Fill in all fields as described above

4. Name the title of each section using OPD methodology naming convention - **Infinitive verb without the "to", mainly action verb...something) -" I do something..."**

5. Once the description of the operation is completed, ensure it is approved and published by launching the [SBS-Finance approval workflow](#)

Domain: Treasury Reporting

Responsibility area: Ensure Financial Instruments monthly closure.

Table of contents

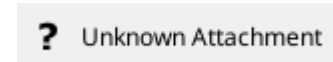
- Tasks to be completed when documenting an operation (from creation to publication)
 - 1. Enter the Title of the operation / page
 - 2. Add the following Labels:
 - Scope of applicability: ww, country_accounting
 - Country or group of countries (if applicable): belux, china, france, italy, lam, nam,uk_ie, bulgaria, dach, netherlands, iberia, poland, latvia, australia, india, japan, south_korea, thailand, singapore, new_zealand, emea_transversal, apac_transversal
 - Unit and Domain according to the [List of labels to be used in the Finance Service Line space](#)
 - 3. Fill in all fields as described above
 - 4. Name the title of each section using OPD methodology naming convention - Infinitive verb without the "to", mainly action verb...something) -" I do something..."
 - 5. Once the description of the operation is completed, ensure it is approved and published by launching the SBS-Finance approval workflow
- Table of contents
 - 1. Objective and Scope
 - 1.1. Objective of this Operation
 - 2. Definitions
 - 3. Tasks description
 - 3.1. I prepare the information for CFH FX currency
 - 3.1.1. I get the % of allocation per currency pair and company code
 - 3.1.2. I prepare the file CFH allocation FX MM YYYY_SCo_Support file
 - 3.2. I share the information with the CAMs

Scope



Please remove the icon when not applicable.

ERP



Please remove the icon when not applicable.

Frequency



Please remove the icon when not applicable.

References

Forms

Attachments

<< I prepare CFH allocation for Currency Reporting. >>

1. Objective and Scope

1.1. Objective of this Operation

The purpose of this procedure is to prepare and share with the CAMs the Cash Flow Hedge (CFH) allocation per company code, for FX currency.

In order to optimize the process, CFH in future sales is centrally managed by 2232 then, on a monthly basis, the realized result/settlements are re-invoiced to the affiliates based on a key % of allocation, per GBU, which is defined by Corporate Treasury team. On the other hand the MiM is booked and reported only in 2232 accounts and that is why we share with the CAMs on a monthly basis the amounts that belong to their companies in case they need to perform any statutory booking related to OCI.

1.2. Scope

Syensqo entities contracting Cash Flow Hedge (CFH).

2. Definitions

See [Finance Glossary](#):

- ...

3. Tasks description

3.1. I prepare the information for CFH FX currency

Go to a previous month and copy the files from folder "CFH company allocation" located in:

\\lucapfs01sco.oxo.priv\LUCAP-USERS\Financial Controlling & Cash Accounting process\7 - Financial Controlling\3 - Monthly closing\1 - Financial Instruments\2024\07. July\CFH company allocation

This procedure must be done until D+10 and shared with the CAMs.

3.1.1. I get the % of allocation per currency pair and company code

In order to get the % of allocation per company code go to Quantum and get the report that shows the CFH allocation per currency pair and company code:

Select Analytics -> Queries:

- Search
- Dealing
- Pricing
- Reporting
- Analytics**
- Processing
- Cash Management
- Accounting
- Instruments
- Rates
- Rules
- Static
- Configuration
- Utility
- Home

ANALYSIS

Queries

Deal Analyze

INCREMENTAL LIMIT CHECK

Query Filter Overrides

DEFINITIONS

Assumptions

Columns

Filters

Balances

Mapping Profile

Time Profile

Limits

Alerts

Scenarios

SECURITY

Query Security

FX BS EXPOSURE CHECK

Run Check

FX Management:

FIS | Treasury and Risk Manager – Quantum Edition — PRODUCTION ENVIRONMENT PT300073

QUERIES — FOLDER ANALYTICS

Contents New

Folder Contents Add... Run 8 items Search

Name	Sub Type
Cash Management	Folder
Cash Management group	Folder
Control reports	Folder
FX Management	Folder
Market Data Reports	Folder
MVI	Folder
Syensqo Playground	Folder
Technical	Folder

Cash Flow Hedge:

FIS Treasury and Risk Manager – Quantum Edition — PRODUCTION ENVIRONMENT PT300073

FX Management

QUERIES — FOLDER **ANALYTICS**

FX Management

New Save ☰

Name: FX Management Comments: FX Exposure Reports

Folder Contents Add... Run 4 items ↓ Search

Name	Sub Type
Cash Flow Hedge	Folder
FX BS Exposure	Folder
MM Report	Folder
Obsolete	Folder

CFH version 2:

FIS Treasury and Risk Manager – Quantum Edition — PRODUCTION ENVIRONMENT PT300073

FX Management > Cash Flow Hedge

QUERIES — FOLDER **ANALYTICS**

Cash Flow Hedge

New Save ☰

Name: Cash Flow Hedge Comments:

Folder Contents Add... Run 5 items ↓ Search

Name	Sub Type
CFH version 3	Cash Flow
Cash Flow Hedge - Schedule of Settlements	Cash Flow
CFH	Cash Flow
CFH - Without Unwind deals	Cash Flow
CFH version 2	Cash Flow

FX Management > Cash Flow Hedge > CFH version 2

CASH FLOW — QUERY **ANALYTICS**

CFH version 2

Previous Runs... Configure Run Query ☰

Reference Dates

Position Date: 07/31/2025 Start Date: 01/01/2025 End Date: End of Year+1Y As At Date: Today Nett Date: Today Location:

VIEW: **CFH - GBU Controlling View - DO NOT CHANGE v2** Configure A A A no items ☰

Configure Pivot Save Apply ×

Layout Filters Output Colors Actions Properties

Month: one of Year: 2025,2026 one of Quarter: contains CCY Pair: USDBRL not equal L... Add Filter

The report will be shown when the query is run or an existing report is selected.

Run the query and as soon as you get the report, go to **Configure**, remove the GBU Market and add the Entity (company code) in the second position. Adjust the information levels accordingly:

FIS Treasury and Risk Manager – Quantum Edition — PRODUCTION ENVIRONMENT 1 PT300073

FX Management > Cash Flow Hedge > CFH version 2

CASH FLOW — QUERY **ANALYTICS**

CFH version 2 4817538 10 minutes ago Previous Runs... Configure Messages... Run Query

VIEW **CFH - GBU Controlling View - DO NOT CHANGE v2** Configure Σ A A A 1-25 of 37

Configure Pivot Save Apply

Layout Filters Output Colors Actions Properties

Set the fields to group by and aggregate on, and their display order.

Columns — group columns by
 Year Quarter Month

Name	Sub Total	End Total	Hidden	Level	Format
Year	<input type="checkbox"/>	<input checked="" type="checkbox"/>	<input type="checkbox"/>	0	####
Quarter	<input type="checkbox"/>	<input type="checkbox"/>	<input type="checkbox"/>	0	
Month	<input type="checkbox"/>	<input type="checkbox"/>	<input type="checkbox"/>	0	

Rows — group rows by
 CCY Pair Entity Buy ccy Sell ccy Exposure Currency TT Instrument GBU Market Deal No

Name	Sub Total	End Total	Hidden	Level
CCY Pair	<input checked="" type="checkbox"/>	<input type="checkbox"/>	<input type="checkbox"/>	0
Entity	<input type="checkbox"/>	<input type="checkbox"/>	<input type="checkbox"/>	0
Buy ccy	<input type="checkbox"/>	<input type="checkbox"/>	<input type="checkbox"/>	1
Sell ccy	<input type="checkbox"/>	<input type="checkbox"/>	<input type="checkbox"/>	1
Exposure Currency	<input type="checkbox"/>	<input type="checkbox"/>	<input type="checkbox"/>	1
TT	<input type="checkbox"/>	<input type="checkbox"/>	<input type="checkbox"/>	1
Instrument	<input type="checkbox"/>	<input type="checkbox"/>	<input type="checkbox"/>	1
GBU Market	<input type="checkbox"/>	<input type="checkbox"/>	<input type="checkbox"/>	0
Deal No	<input type="checkbox"/>	<input type="checkbox"/>	<input type="checkbox"/>	2

Values — aggregate on
 Total Hedge Total Hedge Other Currency Weighted Average Spot Rate Weighted Average Hedge Rate
 Settlement Rate Settlement Result (spot vs spot) Forward Points Total Realized Result
 Realized Result (Spot) EUR Forward Points EUR Total Realized Result EUR Settlement Date
 Spot Rate Maturity Date

Name	Aggregate By	Total By	Level	Format
Total Hedge	Sum	Sum	0	###
Total Hedge Other C	Sum	Sum	0	###
Weighted Average S	Mean (excluding z	None	0	0.000000;-0.00000
Weighted Average h	Mean (excluding z	None	0	0.000000;-0.00000
Settlement Rate	Max	None	0	0.000000;-0.00000
Settlement Result (s	Sum	Sum	0	###
Forward Points	Sum	Sum	0	###
Total Realized Resu	Sum	Sum	0	###

Apply the changes


VIEW CFH - GBU Controlling View - DO NOT CHANGE v2 - Configure

		Year											
		Quarter											
		Month	1										
CCY Pair	Entity	Total Hedge	Total Hedge Other Currency	Weighted Average Spot Rate	Weighted Average Hedge Rate	Settlement Rate	Settlement Result (spot vs spot)	Forward Points	Total Realized Result	Realized Result (Spot) EUR	Forward Points EUR	Total Realized Result EUR	Total Hedge
CADUSD	7424 - Solvay USA Inc. Cranbury NJ 7752 - CYTEC CANADA INC.												
	Total												
EURJPY	4274 - Rhodia Operations S.A.S.	-8,619,887	61,509	139.455720	139.313613	141.545000	486	125	611	486	125	611	-8,619,886
	5835 - Solvay Specialty Polymers Italy	-757,202,593	5,414,496	140.053591	139.847280	141.545000	56,967	7,976	64,943	56,967	7,976	64,943	-757,202,590
	6080 - SOLVAY FRANCE	-97,193,868	695,000	140.053591	139.847280	141.545000	7,312	1,024	8,336	7,312	1,024	8,336	-97,193,872
	6422 - Specialty Operations Fr												
	7418 - Solvay Japan Ltd Tokyo												
	7794 - CYTEC INDUSTRIES B.V.	4,570,431	-32,722	139.858121	139.674731	141.545000	-389	-43	-432	-389	-43	-432	4,570,431
	Total	-858,445,917	6,138,284				64,375	9,082	73,457	64,375	9,082	73,457	-858,445,917

Export the report to Excel. Delete the columns that you do not need (keep just the total hedge per month and the Syensqo companies) and at the end sum the total for the unrealized part (months not realized/settled yet) and find the percentage per currency pair and per company.

Cash Flow-CFH version 2 - CFH - GBU Controlling View - DO NOT CHANGE v2

		Year							
		Quarter							
		Month	8	9	Q4 10	11	12		
CCY Pair	Entity	Total Hedge	Total Hedge	Total Hedge	Total Hedge	Total Hedge	Total Hedge	Total hedge	%
EURJPY	5835 - Solvay Specialty Polymers Italy	-1 092 096 992,00	-1 092 096 992,00	-1 019 975 818,00	-1 019 975 814,00	-1 019 746 034,00	-5 243 891 650,00	88%	
	6080 - SOLVAY FRANCE	-135 896 972,00	-135 896 974,00	-126 524 543,00	-126 524 542,00	-126 496 142,00	-651 339 173,00	11%	
	6422 - Specialty Operations Fr	-11 724 805,00	-11 724 804,00	-12 148 453,00	-12 148 450,00	-12 382 648,00	-60 129 160,00	1%	
	7418 - Solvay Japan Ltd Tokyo	-96 561,00	-96 564,00	-128 248,00	-128 247,00	-125 738,00	-575 358,00	0%	
	7794 - CYTEC INDUSTRIES B.V.	1 535 337,00	1 535 337,00	1 962 722,00	1 962 722,00	1 936 228,00	8 932 346,00	0%	
	Total	-1 238 279 993,00	-1 238 279 997,00	-1 156 814 340,00	-1 156 814 331,00	-1 156 814 334,00	-5 947 002 995,00	100%	
EURUSD	5835 - Solvay Specialty Polymers Italy	-9 978 672,86	-9 978 670,79	-8 562 990,18	-8 562 990,15	-9 268 789,98	-46 352 113,96	34%	
	5978 - Solvay Specialty Polym. Belgium	-2 246 749,59	-2 246 749,09	-1 928 001,30	-1 928 001,30	-2 086 915,78	-10 436 417,06	8%	
	6080 - SOLVAY FRANCE	-4 448 220,30	-4 448 219,37	-3 817 147,56	-3 817 147,56	-4 131 773,85	-20 662 508,64	15%	
	6422 - Specialty Operations Fr	-6 169 355,61	-6 169 354,34	-6 033 518,71	-6 033 518,71	-6 415 441,50	-30 821 188,87	23%	
	7180 - CYTEC ENGINEERED MATERIALS INC.	-5 151 560,86	-5 151 559,67	-5 003 349,35	-5 003 349,33	-5 383 550,33	-25 693 369,54	19%	
	7794 - CYTEC INDUSTRIES B.V.	-271 959,77	-271 959,67	-292 682,93	-292 682,92	-351 219,51	-1 480 504,80	1%	
	Total	-28 266 518,99	-28 266 512,93	-25 637 690,03	-25 637 689,97	-27 637 690,95	-135 446 102,87	100%	

 cfh report entity level 07 2024_SCo

Save the file in the folder as

3.1.2. I prepare the file CFH allocation FX MM YYYY_SCo_Support file

Open the file and copy the MVI information regarding CFH HP sales strategy for company 2232 only and paste it in the tab

Position-MVI FX (Unreal)

Update the pivot table in tab "Allocation":

TermCCY	CommCCY	Sum of Assets	Sum of Liabilities
JPY	EUR	1 464 696	-674 717
	USD	1 239 947	-604 179
MXN	USD	115 927	-2 417 496
USD	EUR	640 493	-2 610 623
CAD	USD	0	-321 751
Grand Total		3 461 063	-6 628 767

And ensure that the information is in line with SAP:

SetAccount	Account Numb.	F00	F15 (VARIA	F32 (FX-TR	F50 (RECLA	F60 (OTHER	F61 (RECYC	F99 (CLOSI
		16.697.599,56	7.303.359,56-	266.038,72	0,00	4.299.167,54	7.037.320,84-	6.922.125,42
ZFC-A46110		8.348.799,78	7.303.359,56-	266.038,72	0,00	2.149.583,77	0,00	3.461.062,71
ZFC-L12820		6.611.307,74	0,00	0,00	0,00	2.741.691,59-	7.037.320,84-	3.167.704,69-
ZFC-L46910		1.737.492,04	0,00	0,00	0,00	4.891.275,36	0,00	6.628.767,40



cfh report entity level 07 2024_SCo

Get the % of allocation from the file formula:

previously done, through a Vlookup

Instrument Type	Hedge Allocation
EURJPY	
5835 - Solvay Specialty Polymers Italy	88%
6080 - SOLVAY FRANCE	11%
6422 - Specialty Operations Fr	1%
7418 - Solvay Japan Ltd Tokyo	0%
7794 - CYTEC INDUSTRIES B.V.	0%
EURUSD	
5835 - Solvay Specialty Polymers Italy	34%
5978 - Solvay Specialty Polym. Belgium	8%
6080 - SOLVAY FRANCE	15%
6422 - Specialty Operations Fr	23%
7180 - CYTEC ENGINEERED MATERIALS INC.	19%
7794 - CYTEC INDUSTRIES B.V.	1%

The table below is linked by formulas to the CFH pivot table and the % in order to perform the calculation accordingly:

Cur Pair	Company Code	Company Name	Com Cur	Assets EUR	Liabilities EUR
EUR/JPY	5835	Solvay Specialty Polymers Italy	EUR	1 291 526	-594 946
EUR/JPY	6080	Solvay France	EUR	160 419	-73 898
EUR/JPY	6422	Specialty Operations Fr	EUR	14 809	-6 822
EUR/JPY	7418	Solvay Japan Ltd Tokyo	JPY	142	-65
EUR/JPY	7794	CYTEC INDUSTRIES B.V.	EUR	-2 200	1 013
EUR/USD	5835	Solvay Specialty Polymers Italy	EUR	219 188	-893 403
EUR/USD	5978	Solvay Specialty Polym. Belgium	EUR	49 351	-201 154
EUR/USD	6080	SOLVAY FRANCE	EUR	97 708	-398 255
EUR/USD	6422	Specialty Operations Fr	EUR	145 746	-594 056
EUR/USD	7180	CYTEC ENGINEERED MATERIALS INC.	USD	121 498	-495 221
EUR/USD	7794	CYTEC INDUSTRIES B.V.	EUR	7 001	-28 536
USD/JPY	5782	Solvay Specialty Polymers USA	USD	1 124 757	-548 052
USD/JPY	6422	Specialty Operations Fr	EUR	127 403	-62 079
USD/JPY	7008	CYTEC INDUSTRIES INC.	USD	1 559	-760
USD/JPY	7424	Solvay USA Inc. Cranbury NJ	USD	-13 772	6 710
USD/MXN	7723	CYTEC DE MEXICO S.A. DE C.V.	MXN	115 927	-2 417 496
CAD/USD	7424	Solvay USA Inc. Cranbury NJ	USD	0	-14 929
CAD/USD	7752	CYTEC CANADA INC.	CAD	0	-306 822
				3 461 063	-6 628 767
			<i>Control</i>	-	-

Check if the control at the bottom is zero, if not it is because most probably a company is missing.

Afterwards, update the rates concerned to this procedure in tab Rates through a BFC retrieve:

2024.07							
Exchange rate version	EXCH-VE=REEL			CONV-PE=2024.07	CONV-PE=2024.07	CONV-PE=2024.07	CONV-PE=2024.07
Average exchange rate	EXCH-TY=TMN			EXCH-VE=REEL	EXCH-VE=REEL	EXCH-VE=REEL	EXCH-VE=REEL
Closing exchange rate	EXCH-TY=TC			CONV-CU=JPY	CONV-CU=USD	CONV-CU=MXN	CONV-CU=CAD
				JPY	USD	MXN	CAD
EXCH-TY=TC				162,6074	1,0828	20,3243	1,4975
EXCH-TY=TMN				165,4635	1,0817	18,6730	1,4712

It is required to get the rates because the figures will be shared at the affiliate currency, not only EUR (2232 reporting currency).

Finally, in tab "Company Allocation", refresh the pivot table in order to get the amount per company code, for Assets and Liabilities:

Row Labels	Sum of Assets EUR	Sum of Liabilities EUR
5782	1 124 757,15	- 548 051,51
5835	1 510 713,80	- 1 488 348,51
5978	49 351,37	- 201 154,20
7008	1 558,81	- 759,55
7180	121 497,91	- 495 220,64
7723	115 926,60	- 2 417 496,43
7794	4 801,00	- 27 522,21
6080	258 127,41	- 472 152,24
7424	- 13 771,63	- 8 218,86
6422	287 958,56	- 662 956,21
7418	141,71	- 65,28
7752	-	- 306 821,79
Grand Total	3 461 063	- 6 628 767

Below, in the same tab you will find the tables with the figures to be shared with CAMs. The sharing will be done in a dedicated gdrive folder.

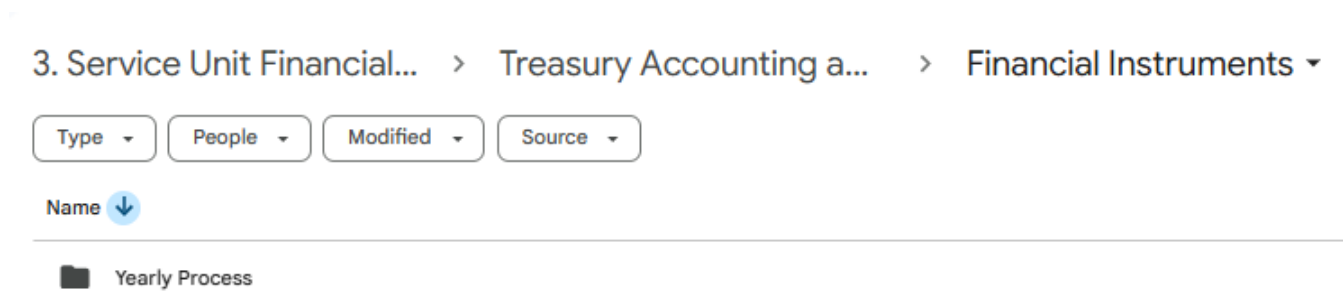
MtM closure							
			Solvay Specialty Polymers Italy	Solvay Specialty Polym. Belgium	Specialty Operations Fr	Solvay France	CYTEC INDUSTRIES B.V.
BFC Heading	Name	Cy Cde	5835	5978	6422	6080	7794
A46110	Financial Instruments CFH - Assets	EUR	1 510 714	49 351	287 959	258 127	4 801
L46910	Financial Instruments CFH - Liabilities	EUR	-1 488 349	-201 154	-662 956	-472 152	-27 522
			Solvay Specialty Polymers USA	CYTEC INDUSTRIES INC.	CYTEC ENGINEERED MATERIALS INC.	CYTEC ENGINEERED MATERIALS INC.	
BFC Heading	Name	Cy Cde	5782	7008	7180	7424	
A46110	Financial Instruments CFH - Assets	USD	1 217 831	1 688	131 552	-14 911	
L46910	Financial Instruments CFH - Liabilities	USD	-593 403	-822	-536 200	-8 899	
			CYTEC DE MEXICO S.A. DE C.V.				
BFC Heading	Name	Cy Cde	7723				
A46110	Financial Instruments CFH - Assets	MXN	2 356 127				
L46910	Financial Instruments CFH - Liabilities	MXN	-49 133 923				
			Solvay Japan Ltd, Tokyo				
BFC Heading	Name	Cy Cde	7418				
A46110	Financial Instruments CFH - Assets	JPY	23 042				
L46910	Financial Instruments CFH - Liabilities	JPY	-10 615				
			CYTEC CANADA INC.				
BFC Heading	Name	Cy Cde	7752				
A46110	Financial Instruments CFH - Assets	CAD	0				
L46910	Financial Instruments CFH - Liabilities	CAD	-459 466				

These tables are linked to the pivot table above and the exchange rates in tab "Rates" so that the figures are displayed in each company's currency and not in EUR. Always check if the formulas are properly linked.

After preparing the file CFH allocation FX MM YYYY_SCo_Support file, copy paste (values only) the information in tab "Company Allocation" to a new tab in file FX MM YYYY_SCo_Summary (this format will allow an easy consultation in gdrive)

3.2. I share the information with the CAMs

When the files CFH allocation FX MM YYYY_SCo_Support file and CFH allocation FX MM YYYY_SCo_Summary are ready, the information is shared with the CAMs in a dedicated folder in the following gdrive location:



After entering the folder "Yearly Process" select the year and create a folder for the month being reported and upload the Summary and Support files.



Finally send an email to all the CAM's under the scope of this procedure with the link to the folder.

Dear all,

For acknowledgement please find in gdrive folders [2024 Syensqo -> July](#) the details of the Cash Flow Hedge Mark to Market (MtM) booked in the IHB accounts of 2232 - *Syensqo SA - Treasury Division* related to the currency hedging performed on behalf of the companies you're managing.

2 files are available for your consultation:

- 1) **CFH allocation FX 07 2024_SCo_Summary**: containing the summary of the amounts booked in the IHB accounts per currency pair and company code;
- 2) **CFH allocation FX 07 2024_SCo_Support file**: the Excel file containing the calculations of the amounts booked in IHB accounts per currency pair and company code, with the allocation (%) based on the CFH hedge forecast.

Stay at your disposal for further questions.

Kind Regards,

End of document.