

I send the interest calculation to the affiliate (WP1 and PF1 systems).

Tasks to be completed when documenting an operation (from creation to publication)

1. Enter the **Title of the operation / page**

2. Add the following Labels:

- Scope of applicability: ww, country_accounting
- Country or group of countries (if applicable): belux, china, france, italy, lam, nam,uk_ie, bulgaria, dach, netherlands, iberia, poland, latvia, australia, india, japan, south_korea, thailand, singapore, new_zealand, emea_transversal, apac_transversal
- Unit and Domain according to the [List of labels to be used in the Finance Service Line space](#)
 - E.g. 1: WW Operation in Financial Accounting under domain "Central Finance Processes & Compliance":
 - Labels to be used: **ww, financial_accounting, central_fin_proc_compliance**
 - E.g. 2: France Operation in Financial Accounting:
 - Labels to be used: **country_accounting, france, financial_accounting**
(for country operations, the Domain is always country_accounting)

3. Fill in all fields as described above

4. Name the title of each section using OPD methodology naming convention - **Infinitive verb without the "to", mainly action verb...something) - " I do something..."**

5. Once the description of the operation is completed, ensure it is approved and published by launching the [SBS-Finance approval workflow](#)

Domain: Treasury Accounting

Responsibility area: Ensure the interest on IBA calculation.

Table of contents

- Tasks to be completed when documenting an operation (from creation to publication)
- 1. Enter the Title of the operation / page
- 2. Add the following Labels:
 - Scope of applicability: ww, country_accounting
 - Country or group of countries (if applicable): belux, china, france, italy, lam, nam,uk_ie, bulgaria, dach, netherlands, iberia, poland, latvia, australia, india, japan, south_korea, thailand, singapore, new_zealand, emea_transversal, apac_transversal
 - Unit and Domain according to the List of labels to be used in the Finance Service Line space
- 3. Fill in all fields as described above
- 4. Name the title of each section using OPD methodology naming convention - Infinitive verb without the "to", mainly action verb...something) - " I do something..."
- 5. Once the description of the operation is completed, ensure it is approved and published by launching the SBS-Finance approval workflow
- Table of contents
- 1. Objective and Scope
 - 1.1. Objective of this Operation
 - 1.2. Scope
- 2. Definitions
- 3. Tasks description
- 3.1. I perform the sending of the interest calculation.
 - 3.1.1. I run ZZF_READ_OUT
- 3.2. I post the interest calculation in the affiliates' system.

- 3.2.1. I run ZZF_READ_IN
- 3.3. I generate the Interest Notes to affiliates using Z3CTB / ZINTERET / Sending Interest notes in background and monitor with SM37.
 - 3.3.1. I Run ZCMPC
 - 3.3.2. I run SM37
- 3.4. I post the interests in the affiliates ERP
 - 3.4.1. I run ZZF_READ_IN in PF2 and WP2

Scope



Please remove the icon when not applicable.

ERP



? Unknown Attachment

Please remove the icon when not applicable.

Frequency



? Unknown Attachment

? Unknown Attachment

Please remove the icon when not applicable.

References

Forms

Attachments

<< I send the interest calculation to the affiliate (WP1 and PF1 systems).
>>

1. Objective and Scope

1.1. Objective of this Operation

Ensuring that the intercompany interests on IBA are calculated accurately on a timely manner and providing affiliates with their interests notes in order for them to record it in their accounting (entities non under P11)

This process is required on a monthly basis on Day -1.

1.2. Scope

This procedure is under the responsibility of the SU Treasury Accounting team who also needs to ensure the replication in the affiliates. It applies to:

Code	Entity	Country
2232	Syensqo SA - Treasury Division	Belgium
4044	Solvay Finance America	US

2. Definitions

See [Finance Glossary](#):

- IBA - Internal Bank Account
- P11 - SAP Treasury Production System
- BOIC - Business Object Intercompany Consolidation
- Spool - SAP extract




3. Tasks description

3.1. I perform the sending of the interest calculation.

3.1.1. I run ZZF_READ_OUT

Run transaction **ZZF_READ_OUT**. In this step, the transaction will send the information of the interests previously calculated to post in the different ERPs – we may have a relay calculating in PF2 and affiliate in WP2. This transaction will send out the information of items to post. Purpose is to ensure completeness of the mirroring process in the affiliates' books.

In company 2232 it releases to other systems, variant **INT_REPLIC_SCO**.

Area	INTEREST			
Subarea	REPLICATION			
Company Code	2232	to		
Document Number		to		
Fiscal Year	2024	to		
<input type="checkbox"/> Test Run				
<input type="checkbox"/> SCMA				

4044 is already included in the same variant as 2232.

Area	INTEREST	
Subarea	REPLICATION	
Company Code	2232	to
Document Number		to
Fiscal Year	2024	to
<input type="checkbox"/> Test Run		
<input type="checkbox"/> SCMA		

Multiple Selection for Company Code

Select Single Values (2) Select

O... Singl...	Value
<input type="checkbox"/>	2232
<input checked="" type="checkbox"/>	4044

After this, use the same transaction to transfer via IBA, by choosing variants:

INT_IBA_4044

3.2. I post the interest calculation in the affiliates' system.

3.2.1. I run ZZF_READ_IN

Run transaction **ZZF_READ_IN**. In this step, the transaction will receive the information to post in the different ERPs (in the Affiliates' side) – Execution to be ensured in PF2, and WP2. This transaction will post the interests in the affiliates' books.

These variants allows the transfer of all data: **INT_REPLIC_SCO & INT_IBACICC_SC**.

3.3. I generate the Interest Notes to affiliates using Z3CTB / ZINTERET / Sending Interest notes in background and monitor with SM37.


3.3.1. I Run ZCMPC


The Interest Notes can just be sent after all IBA statements have been generated.


Run **ZCMPC**


Statements consultation menu


 History consultation


 Download the statements for one month

 Statements reset

 Detail of factoring movements

 Statistics on statement receptions

 Display accesses to CICC Online

 Send the interest notes

 Leave

Click on "**Send the interests notes**".

The following screen will appear – update financial company code 2232. In the "Pmnt advice printer" field insert ZPDF

Unselect field "CICC printing copy"

Sending interests notes

Financial company 2232

IBA n° 591+ to

Posted on other account
 Posted on same account

Document Type D3

Period: choose

Selection on the period
 Posting Period 10
 Fiscal Year 2024

Selection on the posting date
 Posting date of interest comp° 01.10.2024 to 31.10.2024

Printing parameters

Pmnt advice printer ZPDF
 CICC printing copy
 Forced printing

Sending by e-mail

No e-mail to the affiliates
 Send copy to image.archive@syensqo.com

Sender e-mail treasury.accounting@syensqo.com

\$ remplacé par 10/2024

Affiliate language key EN

Document title

Available languages for title EN FR

Document title Interest calculation \$ for

(default if not found: EN) Interest calculation 10/2024 for XXXX

Message body

Available languages for body EN FR

(default if not found: EN)

Hello,

Please find hereafter the calculation of interests on IBA for the month 10/2024.

You can find more informations concerning the interest

Insert the address image.archive@syensqo.com in the "Send a copy to" field (this is a general mailbox, where we keep all the notes, could be used during the audit period or general affiliates' requests). Also change sender email to treasury.accounting@syensqo.com.

Start the program in **Background**.

3.3.2. I run SM37

Monitor progress via transaction **SM37**.

3.4. I post the interests in the affiliates ERP

3.4.1. I run ZZF_READ_IN in PF2 and WP2

Run transaction ZZF_READ_IN, in PF2 and WP2, using parameters below and make sure to select the documents that come from PI1 (D3 documents).

ZZF_READ_IN for Posting				
Area	Interest			
Subarea	Replication			
Company Code		to		
Document Number		to		
Fiscal Year	2023	to		
Execution Mode	N			
<input type="checkbox"/> Test Run				
<input type="checkbox"/> Skip Attachment				
<input type="checkbox"/> SCMA				

If the interest program needs to be run again, when performing this step in PF2 and WP2, make sure to select only the new documents posted in PI1 to avoid having duplicated postings.

...

End of document.