

DP - General Knowledge

- [Static VS Dynamic Data](#)
- [DynaSys Objects: Master Table](#)
- [DynaSys DP Objects: Forecast Models](#)
- [DynaSys Objects: other Models](#)

Static VS Dynamic Data

Static data mainly includes master tables and conditions.

Master table: A group of common characteristics depending on the activity and products. For example : material number, ship to DC/BU, product hierarchy, country name, Sales rep...

Conditions: Are used to restrict dimensions to the records which meet a condition or in the rule bases to restrict assignment of results; for example active DFU, active mini zone, active ship to, deleted material

Dynamic data mainly includes data fields.

Data field is a table of numeric data defined on one or more dimensions. For example CSR forecast, demand review, final forecast...



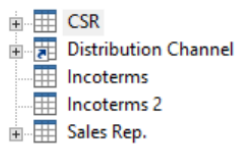
Data field fed automatically (calculated).



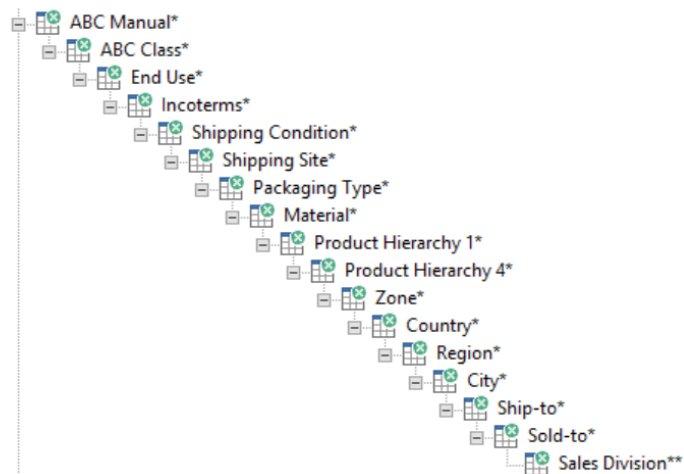
Manual entry/Interfaced

DynaSys Objects: Master Table

Master table: it could be interfaced (from BW files, SFDC file) or crossed hierarchy which is defined by the combination of several independent master tables.



Interfaced



Cross hierarchy

DynaSys DP Objects: Forecast Models

Forecast model: A model groups together data tables and includes calculations and views. You can create as many models as desired, and they can share data tables between each other.

There are 4 forecast models according to different forecast levels as below.

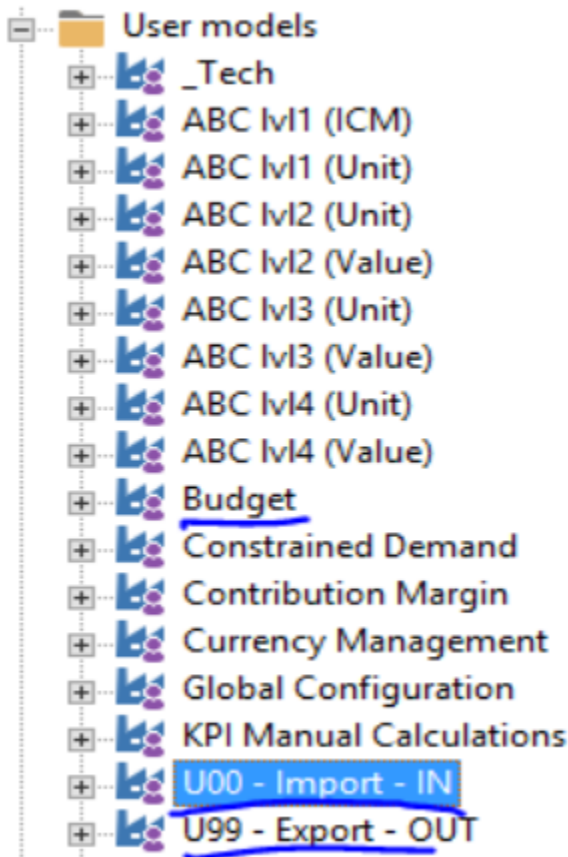
Most of the data tables in the Forecasting model are standard, except for some of them like

Additional data which is customized for Solvay solution.



DynaSys Objects: other Models

Under user models, there are some specific models that are linked to specific processes. For example, Budget, Import and Export models. These are common for all GBU DP processes.



Each GBU also can define their own user model (for organization purposes & performance - users of one GBU have access only to the user model of that GBU):

- [-] User models
 - [+] [img alt="user icon"] _Tech
 - [+] [img alt="user icon"] U00 - Import - IN
 - [+] [img alt="user icon"] U99 - Export - OUT
 - [+] [img alt="user icon"] x. Condition Update Datafields
 - [+] [img alt="user icon"] x. Currency Management
 - [+] [img alt="user icon"] x. Master Tables Update
 - [+] [img alt="user icon"] x. Supersession
 - [+] [img alt="user icon"] x. Users Scope Management
 - [+] [img alt="user icon"] y. GBU - NOVECARE
 - [+] [img alt="user icon"] y. GBU - OG
 - [+] [img alt="user icon"] z. Budget
 - [+] [img alt="user icon"] z. Classification
 - [+] [img alt="user icon"] z. Constrained Demand
 - [+] [img alt="user icon"] z. Contribution Margin
 - [+] [img alt="user icon"] z. CRM Opportunities/Quotes
 - [+] [img alt="user icon"] z. KPI (Forecast accuracy)
 - [+] [img alt="user icon"] z. MTP / Commercial RoadMap
 - [+] [img alt="user icon"] z. Pricing Management