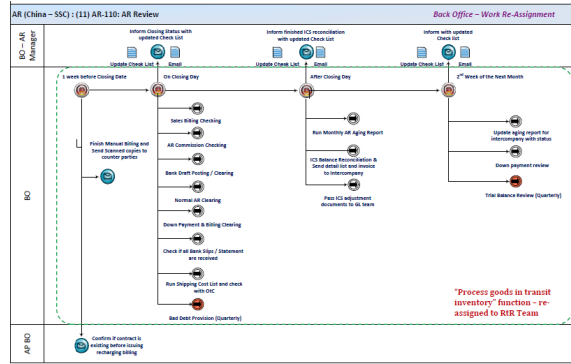


# AR-110: AR Review

Overview of the tasks in this process:

- AR-110-010: AR review-1st week before closing date
- AR-110-020: AR review-on closing day
- AR-110-030: AR review- After closing day
- AR-110-040: AR review- 2nd week of the next month



## AR-110-010: AR review-1st week before closing date

<b>Description</b>
<p>1st week before closing date, AR Accountant (BO) should check the below items:</p> <ol style="list-style-type: none"> <li>1.confirm with AP accountant if contract is existing before issuing recharging billing</li> <li>2. finish manual billing and send scanned copies to counter parties</li> </ol> <p>AR Accountant should inform closing status to AR Manager with updated closing check list.</p>

<b>Software Mappings</b>
SAP

<b>Roles</b>
Account Receivable Team - AR Accountant (BO) (Responsible)

## AR-110-020: AR review-on closing day

<b>Description</b>
<p>On closing day, AR Accountant (BO) should check the below item:</p> <ol style="list-style-type: none"> <li>1. Sales billing checking</li> <li>2. AR commission checking</li> <li>3. Bank draft posting / clearing</li> <li>4. Normal AR clearing</li> <li>5. Down payment &amp; billing clearing</li> <li>6. Check if all bank slips / bank statement are received</li> <li>7. Run shipping cost list and check with OtC</li> <li>8. Bad debt provision (Quarterly)</li> </ol> <p>AR Accountant (BO) should inform closing status to AR Manager (BO) with updated closing check list.</p> <p>Relevant T-code: ZWFA15R(run reconciliation of cost of goods sold)          ZWFAT135(run stock in transit adjustment)          SM35(Execute stock in transit)</p>

<b>Software Mappings</b>
SAP

## Roles

Account Receivable Team - AR Accountant (BO) (Responsible)

RTR BO - Rtr Accountant (BO) (Responsible)

1. AR process first step of reconciliation of goods in transit inventory by T-code ZWFA15R

### W1.5.5(001) Reconciliation of cost of goods sold

ALV variant: /FA15R

Selection criteria

Company code:

Period:

Material code:  到

Limit:

Only variances

Data PA

Operating concern:

开票类型:  到

项目类别:  到

记录类型:  到

Currency type:

Data FI


Document type:

Movement code:  到

Cptes charges flux négoce:  到

Stock in Transit selection parameters

Document type:  到

choose the variance by click  , then it will display below screen.

查找变式


变式:

环境:

创建者: jgoh

更改者:

原语言:

Change the user ID to "jgoh" to find right variance. By click  to execute

Choose "6857\_closing" to process


ABAP: 程序 ZWFAR01201 的变体目录

程序的变式目录 ZWFAR01201

变体名称	简短描述	环境	更改者	上次更改时间
6857 COGS	6857 COGS Variance report	A		
6857_CLOSING	6857_Closing	A	JGOH	01.02.2008
7405_CLOSING	7405_Closing	A	PYANG1	07.08.2008
COMPANY	Company	A		

On the screen "Reconciliation of cost of good of sold", enter information in the fields as below:

"Company Code": Corresponding Company (for instance: RZJ is 7811).  
"Period": current month u should process "goods in transit", then click

 to execute

### W1.5.5(001) Reconciliation of cost of goods sold

ALV variant: /ZWFA15R

Selection criteria

Company code: 7811

Period: 10.2008

Material code:  到

Limit: 1.00

Only variances

Data PA

Operating concern: 2026

开票类型: ZPPL

项目类别:

记录类型: F

Currency type: 10

Data FI

Document type: VA

Movement code: 453

Cptes charges flux négoce: 98150363

This screen display detail of cost of goods of sold need to process, save it in the local file and go next step

Doc. no. FI	Doc. no. FA	Amount FI	Amount FA	Difference
4900000069	000000725	448,424.95	448,424.95	0.00
000000707 F	000000297	59,332.33	59,332.33	0.00
000000708 F	000000303	21,279.40	21,279.40	0.00
		448,424.95	80,067.73	529,332.64

2. RtR process next step of goods in transit inventory by T-code ZWFAT135

On the screen "Stock in transit adjustment", enter information in the fields as below:

"Company Code": Corresponding Company (for instance: RZJ is 7811).  
 "Issue invoice date": The last day of issue invoice date.

Then click to execute.

**Data for selection:**

Company code: 7811  
 Issue invoice date: 31.10.09  
 Sales organization: [blank]  
 Issue invoice type: [blank]  
 Opening type: F2  
 Sales certificate: [blank]  
 SD certificate type: J  
 Transfer type: [blank]  
 Transfer condition: AA  
 Transfer type: 9002

**Data for posting:**

Certificate type: SA  
 Debit key: 40  
 Credit key: 50

**Finished Products:**

Stock G/L account: 37000305  
 Stock variation G/L account: 98350080

This screen display that system will simulate goods in transit as below. If no any problem in adjustment, go last step to execute.

Delivery number	Issue date	Document number	Financial document	Billing date	Amount	Currency	Plan	Material
81382499	29.10.2009	491058239 / 2009	4900002169		448,424.95	CNY	7897	67387

Process last step of goods in transit inventory by T-code SM35

On the screen "Batch input: Session overview", choose the session name by tick User name, (for this case, we tick

"CFU"), Then click to execute.

Session name	User	Created by	Date	Time	Creation program	Lock date	Authorization	Trans	Screens
ZPFBARBIT	CFU		04.11.2009	05:27:42	ZPFBARBIT		CFU	1	0
Z7424_CO	BORTANGO		04.11.2009	05:26:15	ZPFBARBIT		BORTANGO	4,392	0
Z7424_FA	BORTANGO		04.11.2009	05:25:56	ZPFBARBIT		BORTANGO	406	0
Z7424_RE	BORTANGO		04.11.2009	05:25:36	ZPFBARBIT		BORTANGO	406	0
ZPFBARBIT_1	OPSCHEIDLE		04.11.2009	05:24:53	ZPFBARBIT		OPSCHEIDLE	0	0
ZPFBARBIT_1	OPSCHEIDLE		04.11.2009	05:07:49	ZPFBARBIT		OPSCHEIDLE	0	0
Z7424_CO	BORTANGO		04.11.2009	05:03:20	ZPFBARBIT		BORTANGO	244	0
Z7424_FA	BORTANGO		04.11.2009	05:03:19	ZPFBARBIT		BORTANGO	15	0
Z7424_RE	BORTANGO		04.11.2009	05:03:18	ZPFBARBIT		BORTANGO	15	0
ZPFBARBIT_1	OPSCHEIDLE		04.11.2009	04:51:08	ZPFBARBIT		OPSCHEIDLE	0	0
ZPFBARBIT_1	OPSCHEIDLE		04.11.2009	04:51:08	ZPFBARBIT		OPSCHEIDLE	0	0
H057IMPOROR	ADZARMI		04.11.2009	04:30:47	SAPF101		ADZARMI	2	0
SAPF101	LZB02		04.11.2009	04:24:51	SAPF101		LZB02	2	0
ZPFBARBIT_1	OPSCHEIDLE		04.11.2009	04:14:00	ZPFBARBIT		OPSCHEIDLE	0	0
ZPFBARBIT_1	PLF		04.11.2009	04:02:41	ZPFBARBIT		PLF	1	0
ZPFBARBIT_1	OPSCHEIDLE		04.11.2009	03:57:24	ZPFBARBIT		OPSCHEIDLE	0	0
ZPFBARBIT_1	OPSCHEIDLE		04.11.2009	03:41:44	ZPFBARBIT		OPSCHEIDLE	0	0

## AR-110-030: AR review- After closing day

**Description**

After closing day, AR Accountant (BO) should check the below item:  
1. RUN monthly AR aging reports (save in server and print out for filing)  
2. ICS balance reconciliations & Send detail list and invoice to Inter-company  
3. Pass ICS adjustment documents to GL Team  
AR Accountant should inform closing status to AR Manager (BO) with updated closing check list.

**Software Mappings**

SAP

**Roles**

Account Receivable Team - AR Accountant (BO) (Responsible)

**AR-110-040: AR review- 2nd week of the next month****Description**

2nd week of the next month, AR Accountant (BO) should check the below item:  
1. Update aging report for Inter-company with status  
2. Down payment review  
3. Trial Balance review (Quarterly)  
AR Accountant should inform closing status to AR Manager (BO) with updated closing check list.

**Software Mappings**

SAP

**Roles**

Account Receivable Team - AR Accountant (BO) (Responsible)