

# FC - Create a fixed costs report

## Table of contents

- [Table of contents](#)
- [Create a fixed costs report](#)
- [Set-up a basic report](#)
- [Set-up a detailed report](#)
- [What are the main sources of errors?](#)
- [How-to group members](#)
- [Going further with Fixed costs reports](#)

## Create a fixed costs report

 This workbook gives the detail of all cost centers CBS & GBU.

### Access the workbook

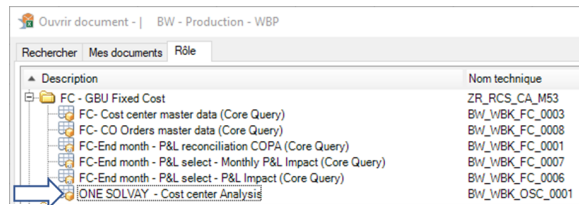
The workbook to be used is **BW\_WBK\_OSC\_0001 - ONE SYENSQO - Cost center Analysis**

=> Go to Analysis for Office in excel

=> Click "Open Data Source"

Go to the tab "Role" and open the folder FC - GBU Fixed Cost

Double-click on the workbook **BW\_WBK\_OSC\_0001 - ONE SYENSQO - Cost center Analysis** to open it



### Open the workbook

It is mandatory to enter

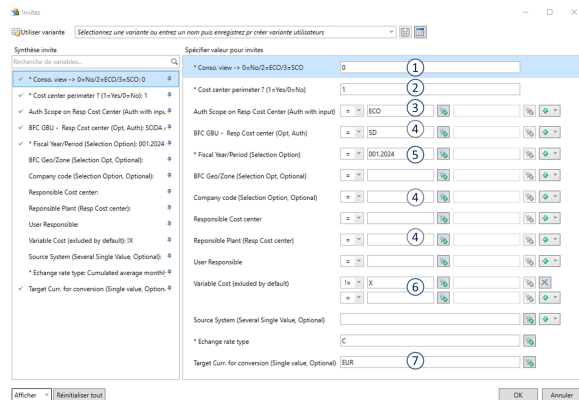
- the conso view (1): by default, it is recommended to enter **0**
- the cost center perimeter (2): by default, it is recommended to enter **1**
- Fiscal Year/Period (5): **MMM.YYYY**

To avoid authorization issues, enter:

- the authorization scope (3): **ECO (PO2 - BW - Authorization scopes)**.

It is also recommended to enter at least a GBU, a company code or a plant code (4)

It is also possible to enter:



- a target currency (7) for conversion. By default the exchange rate type is C but you can change it and replace by CAR3. (P & L - Exchange rates)
- Variable Cost (6): you can include or exclude variable costs in your report. The determination of variable costs is based on **Mixed Cost Center**. By default variable costs are excluded with != X

Click "OK"

## Set-up a basic report

### Production fixed costs

In this example, the aim is to build a fixed costs report for the production plant Collonges (7622) in January 2024.

Enter in the prompt

- Fiscal Year/Period (5): **001.2024**
- Responsible Plant (4): **7622**

When you start working with the workbook, you see by default

- All cost centers
- All type of postings: fixed costs, depreciation, COPA

In order to filter Production fixed costs of the site, we must

- Exclude depreciation & COPA cost elements
- Filter production cost centers

Click the button "display" to show the "Design Panel"

1. Filter ZCBS group 2 Function = EPRD (=production cost centers)
2. Exclude cost elements groups
  - ZSO-29993
  - ZSO-29993B
  - ZSO-IND31
  - ZSO-IND41
  - ZSO-IND42
  - ZSO-IND51

You can watch the video to see how to do it.

\* Conso. view -> 0=No/2=ECO/3=SCO

\* Cost center perimeter ? (1=Yes/0=No)

Auth Scope on Resp Cost Center (Auth with input) =

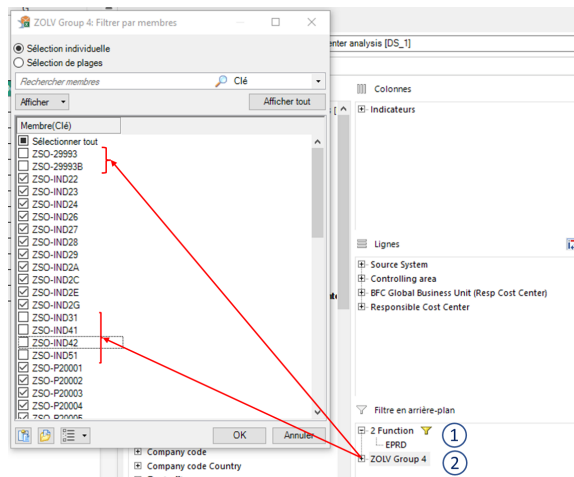
\* Fiscal Year/Period (Selection Option) =

Responsible Plant (Resp Cost center) =

Variable Cost (excluded by default) !=

\* Exchange rate type

Responsible Cost Center	Actual	Destination (Conv)	Actual - Destination (Local)	Actual - Destination (Conv)	Actual - Destination (Local)	Quantity (Unit)
7622-1110	111 866,34 EUR	111 866,34 EUR	0,00 EUR	111 866,34 EUR	0,00 EUR	
7622-1120	105 460,27 EUR	105 460,27 EUR	0,00 EUR	105 460,27 EUR	0,00 EUR	
7622-1210	211 420,83 EUR	211 420,83 EUR	0,00 EUR	211 420,83 EUR	0,00 EUR	
7622-1220	337 673,38 EUR	337 673,38 EUR	0,00 EUR	337 673,38 EUR	0,00 EUR	
7622-1230	171 978,05 EUR	171 978,05 EUR	0,00 EUR	171 978,05 EUR	0,00 EUR	
7622-1240	532 828,24 EUR	532 828,24 EUR	0,00 EUR	532 828,24 EUR	0,00 EUR	
7622-1250	11 727,15 EUR	11 727,15 EUR	0,00 EUR	11 727,15 EUR	0,00 EUR	
7622-1251	76 804,59 EUR	76 804,59 EUR	0,00 EUR	76 804,59 EUR	0,00 EUR	
7622-1252	0,00 EUR	0,00 EUR	0,00 EUR	0,00 EUR	0,00 EUR	
7622-1253	77 330,64 EUR	77 330,64 EUR	0,00 EUR	77 330,64 EUR	0,00 EUR	
7622-1254	59 247,91 EUR	59 247,91 EUR	0,00 EUR	59 247,91 EUR	0,00 EUR	
7622-1300	66 552,11 EUR	66 552,11 EUR	0,00 EUR	66 552,11 EUR	0,00 EUR	
7622-2401	0,00 EUR	0,00 EUR	0,00 EUR	0,00 EUR	0,00 EUR	
<b>Total</b>	<b>1 762 689,51 EUR</b>	<b>1 762 689,51 EUR</b>	<b>0,00 EUR</b>	<b>1 762 689,51 EUR</b>	<b>0,00 EUR</b>	



Your browser does not support the HTML5 video element

### How to understand the report

Once you have filter the production cost centers and excluded non fixed costs cost elements, look at the total "Actual - Destination"

Responsible Cost Center	Actual - Destination (Conv)	Actual - Destination (Local)
7622-1110	111 866,34 EUR	111 866,34 EUR
7622-1120	105 460,27 EUR	105 460,27 EUR
7622-1210	211 420,83 EUR	211 420,83 EUR
7622-1220	337 673,38 EUR	337 673,38 EUR
7622-1230	171 978,05 EUR	171 978,05 EUR
7622-1240	532 828,24 EUR	532 828,24 EUR
7622-1250	11 727,15 EUR	11 727,15 EUR
7622-1251	76 804,59 EUR	76 804,59 EUR
7622-1252	0,00 EUR	0,00 EUR
7622-1253	77 330,64 EUR	77 330,64 EUR
7622-1254	59 247,91 EUR	59 247,91 EUR
7622-1300	66 552,11 EUR	66 552,11 EUR
7622-2401	0,00 EUR	0,00 EUR
<b>Total</b>	<b>1 762 689,51 EUR</b>	<b>1 762 689,51 EUR</b>

It should be exactly the same amount as what you see in the P&L (KE 30 - Profitability report), value field **E01 Period fixed costs** for the same selection (Period & plant)

**i** In case of discrepancies go to **FC - What are the main sources of discrepancies?**

IFRS Periods/Year			
277-501993	Company	Not assigned	15.11.2024
IFRS Periods/Year			
From period	1		1
To period	1	Fiscal year	2024
*		Not assigned	

Plant Multiple values			
Navigation			
Customer	Company Code	ZFR3	RHODIA OPERATIONS
Product	Plant	7622	ZFR3 Collonges
Division			
Distr. Channel			

P&L Lines	Period	Year
E01 FC Period	1 762 689,51	1 762 689,51
E01 FC Fixed Costs		
E90 FC absorption	1 442 948,74-	1 442 948,74-
F90 DEP absorption	395 233,31-	395 233,31-
Variance on FC	163 137,06	163 137,06
FC on production	1 851 054,42	1 851 054,42

If there is no discrepancy you can build a report using the field you want.

3 Sub-funct Grouping	ZOLV Group 2	Actual - Destination (Local)
EPRD0	WORKSHOP	
	ZSO-P00001	PEOPLE 572 570,25 EUR
	ZSO-P00004	FACILITIES & RELATED 2 880,00 EUR
	ZSO-P00005	INDUSTRIAL MAINTENAN -66 561,96 EUR
	ZSO-P00006	INDUSTRIAL OPERATION 1 093,08 EUR
	ZSO-P00011	ENGINEERING 720,00 EUR
	ZSO-P00012	MOBILITY & MEETINGS 1 244,37 EUR
	ZSO-P00017	RAI SERVICES & GOODS 324,35 EUR
	ZSOLV-OTH1	OUT OF COSTA 13 619,13 EUR
	<b>Result</b>	<b>525 888,22 EUR</b>
EPRD5	INDUSTRIAL MANAGEMEN	
	ZSO-P00001	PEOPLE 9 738,95 EUR
	ZSO-P00004	FACILITIES & RELATED 79,20 EUR
	<b>Result</b>	<b>9 818,15 EUR</b>
EPRD9	INTERNAL LOGISTIC	
	ZSO-P00005	INDUSTRIAL MAINTENAN -1 427,04 EUR
	<b>Result</b>	<b>-1 427,04 EUR</b>
EPRD1	MAINTENANCE	
	ZSO-P00001	PEOPLE 225 867,11 EUR
	ZSO-P00004	FACILITIES & RELATED 18 277,52 EUR
	ZSO-P00005	INDUSTRIAL MAINTENAN 46 892,52 EUR
	ZSO-P00006	INDUSTRIAL OPERATION 96,01 EUR
	ZSO-P00012	MOBILITY & MEETINGS 1 156,48 EUR
	ZSOLV-OTH1	OUT OF COSTA 132,20 EUR
	<b>Result</b>	<b>294 421,84 EUR</b>

## SG&A

In this example, the aim is to build a SG&A report for the GBU Silica in Rhodia Operation (ZFR3) in January 2024.

Enter in the prompt

- Fiscal Year/Period (5): **001.2024**
- BFC - GBU (4): **SI**
- Company code: **ZFR3**

In order to filter SG&A costs, we must

- Exclude depreciation & COPA cost elements
- Filter SG&A cost centers (2 Function = EADM & EMSV)

\* Conso. view -> 0=No/2=ECO/3=SCO

\* Cost center perimeter ? (1=Yes/0=No)

Auth Scope on Resp Cost Center (Auth with input)

BFC GBU - Resp Cost center (Opt. Auth)

\* Fiscal Year/Period (Selection Option)

BFC Geo/Zone (Selection Opt. Optional)

Company code (Selection Option, Optional)

### How to understand the report

Once you have filter the SG&A cost centers, look at the total "Actual - Destination"

2 Function	Cost Center	Actual - Destination (Local)
EADM	ZFR3-6001	SILICA HQ 20 043,38 EUR
	ZFR3-6005	SILICA FINANCE 1 559,61 EUR
	ZFR3-6006	SILICA DG 29 567,81 EUR
	ZFR3-6156	SILICA Direction opé 181 192,61 EUR
	ZFR3-6159	SILICA Etudes 57 020,95 EUR
	<b>Result</b>	<b>290 183,86 EUR</b>
EMSV	ZFR3-6003	SILICA Supply Chain 77 012,41 EUR
	ZFR3-6158	SILICA Marketing 44 469,55 EUR
	ZFR3-6237	SILICA Zone Europe 177 158,89 EUR
	<b>Result</b>	<b>298 640,85 EUR</b>
	<b>Result</b>	<b>588 824,71 EUR</b>

It should be exactly the same amount as what you see in the P&L ( KE 30 - Profitability report ),

- 2 Function = EADM = value field **I25 G&A Adm.Expenses** for the same selection
- 2 Function = EMSV = value field **I15 G&A Com.Expenses** for the same selection

**i** In case of discrepancies go to **FC - What are the main sources of discrepancies?**

If there is no discrepancy you can build a report using the field you want.

ZZZ-SOLV00 Company ZFR3 RHODIA OPERATIONS		15.11.2024	
IFRS Periods/Year			
From period	1	Fiscal year	2024
To period	1	Fiscal year	2024
* Not assigned			
Company Code ZFR3 RHODIA OPERATIONS		Enterprise Multiple values	
Navigation			
Customer			
Product			
Division			
Distr. Channel			
P&L Lines			
P&L Lines	Period	Year	
C10 Commissi From FI	14 881,85	14 881,85	
H81 Commissi From FI	10 537,40	10 537,40	
I10 G&A Adm.Pers.chg			
I15 G&A Com.Expenses	298 640,85	298 640,85	
B55 IC Com Exp			
Commercial Expenses	324 060,10	324 060,10	
I00 G&A Corp.Man. Exp			
I10 G&A Adm.Pers.chg			
I25 G&A Adm.Expenses	290 183,86	290 183,86	
I30 Provision A/R			

## Set-up a detailed report

when you have a good understanding of the report, you can add additional information in the report. You can refer to the list [FC - Characteristics](#) to have a definition of each dimension available in the report.

## What are the main sources of errors?

**i** What are the main sources of discrepancies between the BW fixed cost request and the P&L?

## Allocation of a cost center to a GBU in a BW Fixed costs report

To ensure reliable fixed cost reporting, it is essential to include cost centers in the ZCBS hierarchy while adhering to the rules.

### Key rules:

#### 1. Production fixed costs:

- All production cost centers must be included in a ZCBS node that starts with **EPRD**.
- Cost centers allocated to both variable and fixed costs must be included in a node ending with **Y** (only in PF1).

#### 2. SG&A CBS:

- All CBS cost centers must be included in a node starting with **ZCBS (SCBS for Syensqo)**.

#### 3. SG&A GBU:

- All GBU cost centers must:
  - Be allocated to an **EADM** node if they are administrative.
  - Be allocated to an **EMSV** node if they are commercial.

All other rules are detailed here: [Rules - Cost Center ZCBS hierarchy](#)

- [Allocation of a cost center to a plant in a BW Fixed costs report](#)
- [How can an error in the cost center's master data lead to an error in a BW fixed cost report?](#)
- [What must be done to correct an inconsistency ?](#)
- [What is the impact of the correction on historical data ?](#)

## Allocation of a cost center to a plant in a BW Fixed costs report

- In BW, the determination of the cost center's plant is done with its **Profit Center**



The field "Department" of the profit center is a critical field that is used in BW to assign a cost center to a plant and then to a site.

ex:

- The cost center 7512-1022 is assigned to the profit center 7512-I0449
- The department of the profit center 7512-I0449 is 7512

=> The cost center is assigned to the plant 7512

Depending on the type of profit center the department code can be:

- a plant code = a code maintained in table T001W in WP1 or PF1 (1)
- a generic plant code (only in WP1) created by GBU (2). This code doesn't exist in the table T001W.

### KS03 - Cost center

Cost Center: 7512-1022 | Vapeur

Controlling Area: 2006 | Solvay Europe

Valid From: 01.01.2006 to 31.12.9999

**Basic Data** | Control | Templates | Address | Communication | History

Names  
Name: Vapeur  
Description: Vapeur

Basic Data  
User Responsible: 50003024  
Person Responsible: [blank]  
Department: [blank]  
Cost Center Category: IF | Production  
Hierarchy Area: 7512-CR  
Company Code: ZFR3 | RHODSA OPERATIONS  
Business Area: 018  
Currency: EUR  
Profit Center: 7512-I0449 | 7512 divers Nov Euro

### KE53 - Profit center

Profit Center: 7512-I0449

Controlling Area: 2006 | Solvay Europe

Validity Period: 01.01.2006 to 31.12.9999

**Basic Data** | Indicators | Company Codes | Address | Communication | History

Descriptions  
Profit Center: 7512-I0449 | Status: Active  
Analysis Period: 01.01.2006 to 31.12.9999  
Name: 7512 divers Nov Euro  
Long Text: 7512 divers Nov Europe - VZM01

Basic Data  
User Responsible: A. Favaux  
Person Responsible: [blank]  
**Department: 7512**  
Profit Ctr Group: ZFR3-VZM01 | CGUZN001 MDC NOV EUROPE CGU

### KE53 - Profit center

Profit Center: 7512-I0449

Controlling Area: 2006 | Solvay Europe

Validity Period: 01.01.2006 to 31.12.9999

**Basic Data** | Indicators | Company Codes | Address | Communication | History

Descriptions  
Profit Center: 7512-I0449 | Status: Active  
Analysis Period: 01.01.2006 to 31.12.9999  
Name: 7512 divers Nov Euro  
Long Text: 7512 divers Nov Europe - VZM01

Basic Data  
User Responsible: A. Favaux  
Person Responsible: [blank]  
**Department: 7512**  
Profit Ctr Group: ZFR3-VZM01 | CGUZN001 MDC NOV EUROPE CGU

### Table T001W - Plants/Branches

T001W: Display of Entries Found

Search in Table: T001W | Plants/Branches

Number of hits: 1  
Runtime: 0 | Maximum no. of hits: 500

Plant	Plant Name	Company Code	Plant Code	Plant Description
7512	ZFR3 Garmey	7512	71060	10 RHODSA OPERATIONS QUAI 54

### General Data

Profit Center: ZFR3-I1149

Controlling Area: 2006 | Solvay Europe

Validity Period: 01.01.2006 to 31.12.9999

**Basic Data** | Indicators | Company Codes | Address | Communication | History

Descriptions  
Profit Center: ZFR3-I1149 | Status: Active  
Analysis Period: 01.01.2006 to 31.12.9999  
Name: CS00 Nov Functions  
Long Text: CS00 Novcare Functions

Basic Data  
User Responsible: [blank]  
Person Respons.: F.Guittot  
**Department: CS00**  
Profit Ctr Group: ZFR3-VZM01 | CGUZN092 Nov Non No function CGU

## Rule by ERP + type of profit center

ERP	Type of profit center	Department	Example
PF1	Reporting profit center	= "blank"	

Organizational profit center

= plant code

By default the department code = profit center code without the letter C

However the rule is to have one department code by site even if for historical reasons there can be several profit centers in the same site.

ex: in Tavaux, all profit centers are assigned to the department TAU:

Profit center	Department
CTAH Slvf r-Fr /Tavaux (Spc)	TAU Tavaux
CTAU Slvf r-Fr /Tavaux (Pvdc)	

There is one exception when there are several management units / GBU in the site (only in GBU Soda Ash).

In the GBU Soda Ash, there should be one dedicated department for Soda Ash another one for Bicar.

ex: in Torrelavega

Profit center	Department
CTOS Slvq-Es /Torrelavega (Su)	TOSA (management unit Soda Ash)
CTOSA Slvq-Es /Torrelavega (Sod)	
CTOSB Slvq-Es /Torrelavega (Bir)	TOSB (management unit Bicar)

General Data

Profit Center	F3FQRAAX91		
Controlling Area	CHEF	ERP SOLVAY	
Validity Period	01.01.2016	To	31.12.9999

Basic Data Indicators Company Codes Address Communication History

Descriptions

Profit Center	F3FQRAAX91	Status	Active
Analysis Period	01.01.2016	to	31.12.9999
Name	73F QRAA 9997E		
Long Text	NA2S FLAKES - THIRD PARTIES - PACKED		

Basic Data

User Responsible	
Person Respons.	X
Department	
Profit Ctr Group	D73F0 CH3F - Blanc Fixe

General Data

Profit Center	CRBAA		
Controlling Area	CHEF	ERP SOLVAY	
Validity Period	01.01.1997	To	31.12.9999

Basic Data Indicators Company Codes Address Communication History

Descriptions

Profit Center	CRBAA	Status	Active
Analysis Period	01.01.1997	to	31.12.9999
Name	4056 SSD-DE/RB (SODA)		
Long Text	SSD-DE /RHEINBERG (SODA)		

Basic Data

User Responsible	
Person Respons.	CONTABILIDAD
Department	RBAA
Profit Ctr Group	CHEF_CNTRL Non Cheops Profit centers

WP1

Profit center used in the master data of production cost centers (the codification of the cost center starts with the plant code ★)

**= plant code**  
 = first digits of the profit center code ★  
 ex: department of profit center 7512 -I0449 = 7512

General Data

Profit Center	7512-I0449	Solvay Europe	
Controlling Area	2006		
Validity Period	01.01.2006	To	31.12.9999

Basic Data Indicators Company Codes Address Communication History

Descriptions

Profit Center	7512-I0449	Status	Active
Analysis Period	01.01.2006	to	31.12.9999
Name	7512 divers Nov Euro		
Long Text	7512 divers Nov Europe - VZN01		

Basic Data

User Responsible	
Person Respons.	A. Freycnon
Department	7512
Profit Ctr Group	ZFR3-VZN01 CGUZN001 MISC NOV EUROPE CGU

Profit center used in the master data of SG&A / CBS / Financial cost centers (the codification of the cost center starts with the company code ★)

**= generic GBU code**  
 = BFC GBU code + 00  
 ex: Novecare = CS00  
 Last update: 13 Oct 2021

General Data

Profit Center	ZFR3-I1149	Solvay Europe	
Controlling Area	2006		
Validity Period	01.01.2006	To	31.12.9999

Basic Data Indicators Company Codes Address Communication History

Descriptions

Profit Center	ZFR3-I1149	Status	Active
Analysis Period	01.01.2006	to	31.12.9999
Name	CS00 Nov Functions		
Long Text	CS00 Novecare Functions		

Basic Data

User Responsible	
Person Respons.	F.Guttot
Department	CS00
Profit Ctr Group	ZFR3-VZN92 CGUZN092 Nov Non Allo function CGU



These profit centers are used in cost center that could be shared between several plants/sites.  
 Ex: in Rhodia Operation, there can be people working in the same team located in Paris or Lyon. Then the cost center is allocated neither to the Paris site nor to the Lyon site

Generic code	
CB00	CB Corporate Business Services
CH00	CH Special Chem
CM00	CM Composite Materials
CS00	CS Novecare
CT00	CT Coatis
GY00	GY Energy Services
NB00	NB New Business Development
OG00	OG Oil & Gas
PA00	PA Aroma
PE00	PE Peroxides
SD00	SD Soda Ash
SI00	SI Silica
SP00	SP Specialty Polymers
TS00	TS Technology Solution

but to a generic site.

By default this rule applies to all cost centers that are not used on production plants.

The only exception is the facilities cost centers in CBS.

Exception: Facilities cost centers included in the group ZCBS-FFAC of the ZCBS hierarchy

= plant code  
= first digits of the profit center code ★  
ex: department of profit center 7925 -10569 = 7925

General Data			
Profit Center	7925-I0569		
Controlling Area	2006	Solvay Europe	
Validity Period	01.01.2021	To	31.12.9999

Basic Data	Indicators	Company Codes	Address	Communication	History
------------	------------	---------------	---------	---------------	---------

Descriptions			
Profit Center	7925-I0569	Status	Active
Analysis Period	01.01.2021	to	31.12.9999
Name	7925 Corp Busin Serv		
Long Text	7925 Corporate Business Services - VZR91		

Basic Data	
User Responsible	
Person Respons.	CBS
Department	7925
Profit Ctr Group	ZFR3-VZR91   CGUZR091 MISC RHODIA NA CGU

★ For historical reasons, there may be exceptions to the codification

## How can an error in the cost center's master data lead to an error in a BW fixed cost report?

The allocation of a cost center to the P&L is not handled in the same way in the P&L and the BW fixed cost report. Naturally, if the two methods are not consistent, this creates a discrepancy between the two reports.

As a reminder, the allocation of a cost center to the P&L is done through an assessment cycle. In contrast, in BW, the allocation is based solely on the cost center's master data.

### Example:

In the fixed costs report, the cost center 4002-1100 is reported in the plant 4002 but in the P&L the same cost center is reported in a non allocated plant.

Last Update 21/11/24 1:01 PM  
ONE SOLVAY-End month - Cost center analysis

Cost Center	Plant	4 Sub-function	Actual - Destination (Local)
4002-1001	Wet End 4002 6421 Cincinnati	EPRDOX	\$ 246 493,03
4002-1002	Dry End 4002 6421 Cincinnati	EPRDOX	\$ 151 064,08
4002-1003	Packaging 4002 6421 Cincinnati	EPRDOX	\$ 233 805,75
4002-1004	Nocolok P&P 4002 6421 Cincinnati	EPRDOX	\$ 90 251,52
4002-1100	Freeport Fixed Cost 4002 6421 Cincinnati	EPRDOX	\$ 7 081,01
			<b>\$ 728 695,38</b>

Last Update 21/11/24 1:01 PM  
P&L - LEGAL View

Cost Center	Plant	Struct.	Actual
4002-1001	Wet End 4002 6421 Cincinnati	E01 FC Period	\$ -246 493,03
4002-1002	Dry End 4002 6421 Cincinnati	E01 FC Period	\$ -151 064,08
4002-1003	Packaging 4002 6421 Cincinnati	E01 FC Period	\$ -233 805,75
4002-1004	Nocolok P&P 4002 6421 Cincinnati	E01 FC Period	\$ -90 251,52
4002-1100	Freeport Fixed Cost # 4002 6421 Cincinnati	E01 FC Period	\$ -7 081,01
			<b>\$ -728 695,38</b>

1. The profit center of the cost center 4002-1100 is 4002-11210

**How to display the cost center master data ?**  
[KE53 - Display Profit Center](#)

2. The department of the profit center 4002-11210 is 4002 so in the fixed costs report, the cost center is allocated to the plant 4002

**Display Profit Center**

Drilldown Analysis Period

General Data  
 Profit Center: 4002-11210  
 Controlling Area: 2028 Solvay North America  
 Validity Period: 01.01.2023 To 31.12.9999

Basic Data Indicators Company Codes Address Communication History

Descriptions  
 Profit Center: 4002-11210 Status: Active  
 Analysis Period: 01.01.2023 to 31.12.9999  
 Name: 4002 Miscellaneous  
 Long Text: 4002 Miscellaneous - VZH96

Basic Data  
 User Responsible: Special Chem  
 Person Respons.: 4002  
 Department: 4002  
 Profit Ctr Group: 6421-VZH96-CGZHO96 UNALLOCATED CH CGU

3. The cost center 4002-1100 is included in the COPA cycle 4002PA

**How to display the cost center master data ?**  
[KS03 - Display cost center](#)

Cost Center Edit Goto Extras Environment System Help

Change Documents Where-Used List Hierarchy Areas

**Display Cost Center:**

Drilldown  
 Cost Center: 4002-1100 Freeport Fixed Cost  
 Controlling Area: 2028 Solvay North America  
 Valid From: 01.07.2023 to 31.12.9999

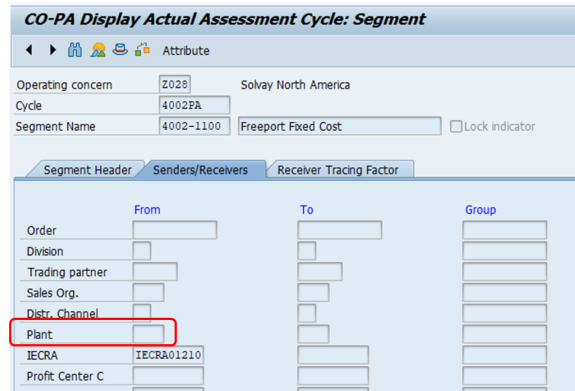
Basic data Control Templates Address Communication

Names  
 Name: Freeport Fixed Cost  
 Description: Freeport Fixed Cost

Basic data  
 User Responsible: 50002797  
 Person Responsible: 50002797  
 Department: Production  
 Cost Center Category: F Direct production costs  
 Hierarchy area: 4002-1 ESSENTIAL ELEMENTS  
 Company Code: 6421  
 Business Area: USD  
 Currency: USD  
 Profit Center: 4002-11210 4002 Miscellaneous

Splitting Structure  
 Activity Types  
 Cycles in CO-OM  
**Cycles in CO-PA**  
 LAIS Transfers  
 Settlement Rules  
 Orders  
 Projects  
 Fixed Assets  
 Overall Values

4. The cost center 4002-1100 is not allocated to a plant



## What must be done to correct an inconsistency ?

The cost center 4002-1100 is allocated to the plant 4002 via its profit center but is not allocated to a plant via its assessment cycle, the following steps can help address this inconsistency:

1. Analyze the Business Rules:
  - Determine which plant allocation is correct
2. Adjust Master Data or Cycle Configuration:
  - If the profit center is incorrect, request the update of the cost center's master data: [Request the creation / update of Master Data](#)
  - Alternatively, if the assessment cycle is not correct, request the update of the assessment cycle in [Service One](#).

## What is the impact of the correction on historical data ?

Once the change is made, the historical data will be impacted in the following ways:

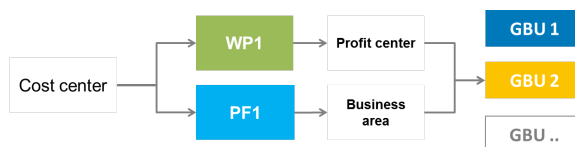
- In BW fixed costs query: when you update the master data of a cost center, historical data are reallocated to the new plant.
- In the P&L, if you update the assessment cycle of a cost center, it will only impact the future but historical data is not impacted. If there is a need to correct historical data, a manual correction in COPA should be done. It has to be requested in [Service One](#).

- [Allocation of a cost center to a GBU in a BW Fixed costs report](#)
- [The fixed costs report is available by GBU.](#)
- [How can an error in the cost center's master data lead to an error in a BW fixed cost report?](#)
- [What must be done to correct an inconsistency ?](#)
- [What is the impact of the correction on historical data ?](#)

## Allocation of a cost center to a GBU in a BW Fixed costs report

The fixed costs report is available by GBU.

In the BW fixed costs query a cost center can only be allocated to one GBU.



- When it is a cost center in WP1, the determination of the GBU is done with its [Profit Center](#)
- When it is a cost center in PF1, the determination of the GBU is done with its [Business Area](#)

## GBU determination in WP1

The determination of the GBU in WP1 is done with the [Profit Center Standard hierarchy](#)

### Example

1. The profit center of the cost center 6062-6227 is 6062-I1184

**i** How to display the cost center master data ?  
[KS03 - Display cost center](#)

**Display Cost Center: Basic Screen**

Drilldown

Cost Center	6062-6227	Soda Ash
Controlling Area	2026	Rhodia Asia Pacific
Valid From	01.08.2014	to 31.12.9999

Basic data | Control | Templates | Address | Communication | History

**Names**

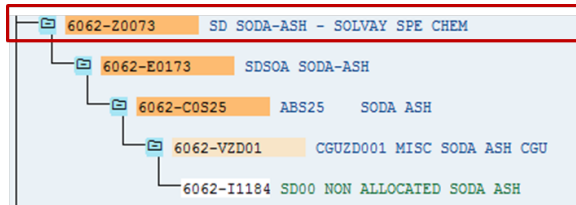
Name: Soda Ash  
 Description: Soda Ash

**Basic data**

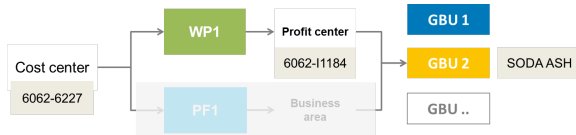
User Responsible: [ ]  
 Person Responsible: 50025703  
 Department: [ ]  
 Cost Center Category: F Production  
 Hierarchy area: 6062-FA-SD SD Administrative costs - Soda Ash  
 Company Code: 6062 Solvay Specialty Chemical  
 Business Area: [ ]  
 Currency: SGD  
**Profit Center: 6062-I1184 SD00 NO ALLOC.SODA A**

2. The profit center belongs to the GBU Soda Ash

**i** How to display the profit centers hierarchy ?  
[KCH3 - Display profit center hierarchy](#)



3. In the fixed costs report, the cost center 6062-6227 is allocated to the GBU Soda Ash



## GBU determination in PF1

The determination of the GBU for PF1 cost centers is done with the [Business Area](#)

### Example

1. The business area of the cost center SM16210000 is 8500

**i** How to display the cost center master data ?  
[KS03 - Display cost center](#)

**Display Cost Center: Basic Screen**

Drilldown

Cost Center	SM16210000	RR - Country Mgt BE
Controlling Area	CBE2	ERP SOLVAY
Valid From	01.04.2021	to 31.12.9999

Basic data | Control | Templates | Address | Communication | History

**Names**

Name: RR - Country Mgt BE  
 Description: RR Country Management Belgium

**Basic data**

User Responsible: BE01472 Dominique BEAUTHIER  
 Person Responsible: 50026792  
 Department: GM-RR  
 Cost Center Category: H Service cost center  
 Hierarchy area: SMDNBGM RR EUR GM BELGIUM  
 Company Code: 0001 SOLVAY (SCH)  
**Business Area: 8500 CBS Function Costs**  
 Currency: EUR  
 Profit Center: CNHA COMMUN NHA

2. The business area belongs to Corporate Business Services



### How to allocate a business area to a GBU?

[Rules - PF2 - Business Area](#)

3. In the fixed costs report, the cost center SM16210000 is allocated to Corporate Business Services

## How can an error in the cost center's master data lead to an error in a BW fixed cost report?

The allocation of a cost center to the P&L is not handled in the same way in the P&L and the BW fixed cost report. Naturally, if the two methods are not consistent, this creates a discrepancy between the two reports.

As a reminder, the allocation of a cost center to the P&L is done through an assessment cycle, allowing it to be allocated to multiple GBUs. In contrast, in BW, the allocation is based solely on the cost center's master data (profit center or business area) and is assigned to a single GBU.

### Example:

In the fixed costs report, the cost center TK19300000 is reported in the GBU Peroxides but in the P&L the same cost center is reported in the GBU Special Chem ?

The screenshot shows two reports. The top report, 'ONE SOLVAY-End month - Cost center analysis', shows cost center TK19300000 with 'PEROXIDES' as the GBU. The bottom report, 'P&L - LEGAL View', shows the same cost center with 'SPECIAL CHEM' as the GBU. A red box highlights the GBU field in both reports, and a red arrow points from the 'PEROXIDES' entry to the 'SPECIAL CHEM' entry with a question mark, indicating the discrepancy.

Cost Center	SHIP. INSUR. PE 36	PEROXIDES	Actual - Destination (Local)
TK19300000			702 875 JPY
Result			702 875 JPY

Cost Center	Cost Center	SHIP. INSUR. PE 36	SPECIAL CHEM	Actual
TK19300000				-702 875,00
Result				-702 875,00

1. The business area of the cost center TK19300000 is 7360



### How to display the cost center master data ?

[KS03 - Display cost center](#)

2. The business area 7360 belongs to the GBU Peroxide so in the fixed costs report, the cost center is allocated to the GBU Peroxide



### How to allocate a business area to a GBU?

[Rules - PF2 - Business Area](#)

The screenshot shows the SAP Cost Center Master Data for TK19300000. The 'Business Area' field is highlighted with a red box and contains the value '7360'. Other fields include 'Name: SHIP. INSUR. PE 36', 'Description: SHIPPING INSURANCE PE 36', 'Person Responsible: 50017821', 'Company Code: 7360', 'Currency: JPY', and 'Profit Center: CTKN'.

Cost Center	TK19300000	SHIP. INSUR. PE 36
Controlling Area	CHEF	ERP SOLVAY
Valid From	01.11.2020	to 31.12.9999

Name	SHIP. INSUR. PE 36
Description	SHIPPING INSURANCE PE 36

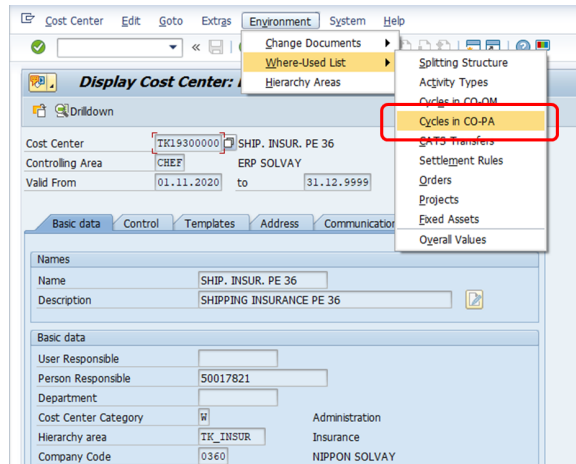
User Responsible	
Person Responsible	50017821
Department	
Cost Center Category	Administration
Hierarchy area	TIK_INSUR Insurance
Company Code	7360 NIPPON SOLVAY
Business Area	7360 HYDROGEN PEROXIDE
Currency	JPY
Profit Center	CTKN 0360 NIPPON SOL TKN

3. The cost center TK19300000 is included in the COPA cycle 0360P1



### How to display the cost center master data ?

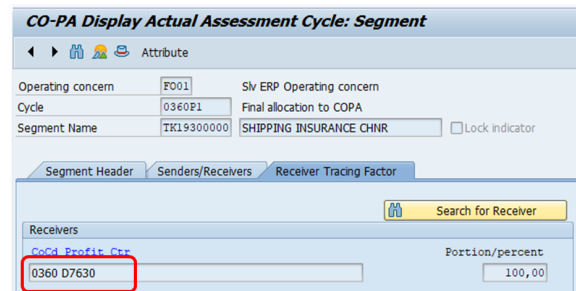
[KS03 - Display cost center](#)



4. The cost center TK19300000 is allocated to the profit center D7630 which belongs to the GBU Special Chem

**How to allocate a profit center to a GBU in PF1?**

[Rules - PF1 - Profit center](#)



## What must be done to correct an inconsistency ?

The cost center TK19300000 is allocated to Peroxide via its business area and to GBU Special Chem via its assessment cycle, the following steps can help address this inconsistency:

1. Analyze the Business Rules:
  - Determine which GBU allocation via business area or via cycle is correct
2. Adjust Master Data or Cycle Configuration:
  - If the business area is incorrect, request the update of the cost center's master data: [Request the creation / update of Master Data](#)
  - Alternatively, if the assessment cycle, request the update of the assessment cycle in [Service One](#).

## What is the impact of the correction on historical data ?

Once the change is made, the historical data will be impacted in the following ways:

In BW fixed costs query: when you update the master data of a cost center, historical data are reallocated to the new GBU.

In the P&L, if you update the assessment cycle of a cost center, it will only impact the future but historical data is not impacted. If there is a need to correct historical data, a manual correction in COPA should be done. It has to be requested in [Service One](#).

## How-to group members

**How can you create your own groups of ZCBS (cost centers) or ZSOLV (cost elements)**

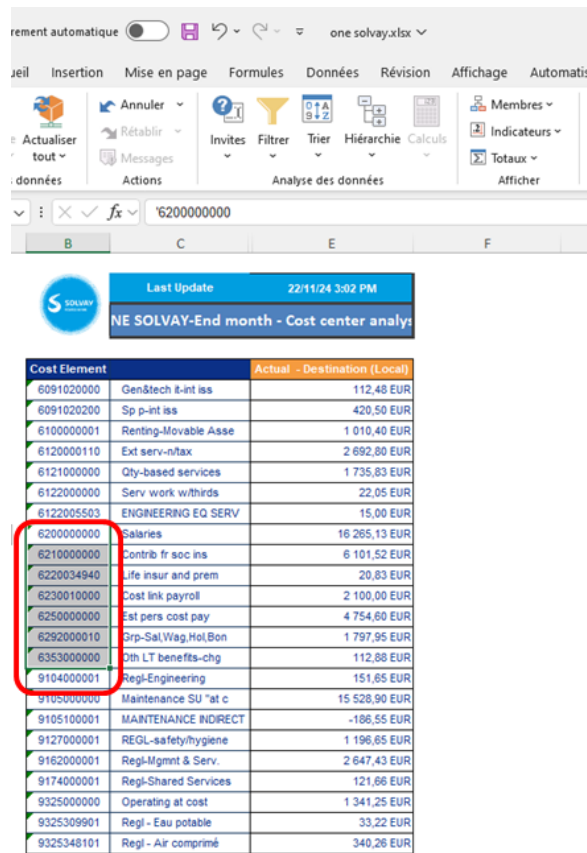
## How to create a group of cost elements in a workbook

Example: you want to create your own group of cost elements:

- Labor
- Maintenance
- Others

The ZSOLV cost elements group is too detailed for your need, to you need to group some of the ZSOLV groups

1. Select one or more cost elements you want to group



The screenshot shows an Excel spreadsheet with a table of cost elements. The table has three columns: 'Cost Element', 'Description', and 'Actual - Destination (Local)'. A red box highlights a group of cost elements from 6200000000 to 9104000001. The table data is as follows:

Cost Element	Description	Actual - Destination (Local)
6091020000	Gen&tech it-int iss	112,48 EUR
6091020200	Sp p-int iss	420,50 EUR
6100000001	Renting-Movable Asse	1 010,40 EUR
6120000110	Ext serv-n/tax	2 692,80 EUR
6121000000	Qty-based services	1 735,83 EUR
6122000000	Serv work w/thirds	22,05 EUR
6122005503	ENGINEERING EQ SERV	15,00 EUR
6200000000	Salaries	16 265,13 EUR
6210000000	Contrib fr soc ins	6 101,52 EUR
6220034940	Life insur and prem	20,83 EUR
6230010000	Cost link payroll	2 100,00 EUR
6250000000	Est pers cost pay	4 754,60 EUR
6292000010	Grp-Sal,Wag,Hol,Bon	1 797,95 EUR
6353000000	oth LT benefits-chg	112,88 EUR
9104000001	Regl-Engineering	151,65 EUR
9105000000	Maintenance SU "at c	15 528,90 EUR
9105100001	MAINTENANCE INDIRECT	-108,55 EUR
9127000001	REGL-safety/hygiene	1 196,65 EUR
9162000001	Regl-Mgmt & Serv.	2 647,43 EUR
9174000001	Regl-Shared Services	121,66 EUR
9325000000	Operating at cost	1 341,25 EUR
9325309901	Regl - Eau potable	33,22 EUR
9325348101	Regl - Air comprimé	340,26 EUR

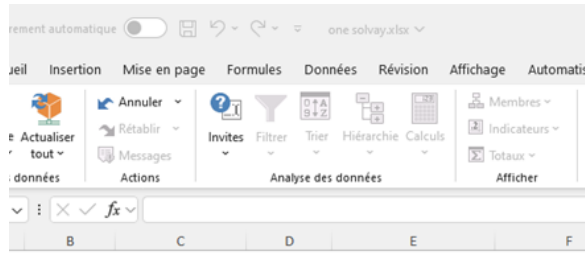
2. Right click and select "Group members"

Cost Element	Actual - Destination (Local)
609102000	112,48 EUR
609102020	420,50 EUR
610000000	
612000011	
612100000	
612200000	22,05 EUR
612200550	15,00 EUR
620000000	16 265,13 EUR
621000000	6 101,52 EUR
622003494	20,83 EUR
6230010000	2 100,00 EUR
625000000	
629200001	
635300000	
9104000001	151,65 EUR
9105000000	15 528,90 EUR
9105100001	-186,55 EUR
9127000001	1 196,65 EUR
9162000001	2 847,43 EUR
9174000001	121,66 EUR
9325000000	1 341,25 EUR
9325309901	33,22 EUR
9325348101	340,26 EUR

3. Enter group name and click OK

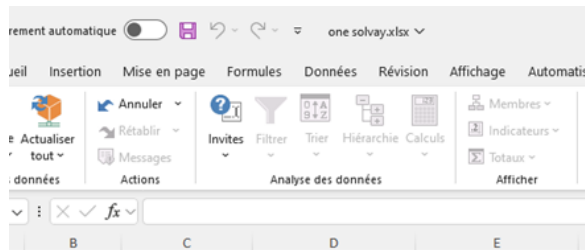
Cost Element	Actual - Destination (Local)
609102000	Gen&tech R-int iss 112,48 EUR
609102020	Sp p-int iss 420,50 EUR
6100000001	Renting-Movable Asse 1 010,40 EUR
6120000110	Ext serv-n-tax 2 692,80 EUR
6121000000	Qty-based services 1 735,83 EUR
6122000000	Serv work w/thirds 22,05 EUR
6122005503	ENGINEERING EQ SERV 15,00 EUR
6200000000	Salaries 16 265,13 EUR
6210000000	Contrib fr soc ins 6 101,52 EUR
6220034940	Life insur and prem 20,83 EUR
6230010000	Cost link payroll 2 100,00 EUR
6250000000	Est pers cost pay 4 754,60 EUR
6292000010	Grp-Sal,Wag,Hol,Bon 1 797,95 EUR
6353000000	Oth LT benefs obo 113,88 EUR
9104000001	
9105000000	
9105100001	
9127000001	
9162000001	
9174000001	
9325000000	Operating at cost 1 341,25 EUR
9325309901	Regl - Eau potable 33,22 EUR
9325348101	Regl - Air comprimé 340,26 EUR

4. The new group is created



Last Update		22/11/24 3:02 PM	
ONE SOLVAY-End month - Cost center analysis			
Cost Element	ZOLV Group 2	Actual - Destination (Local)	
6091020000	Gen&tech &-int iss	ZSO-P00005	112,48 EUR
6091020200	Sp p-int iss	ZSOLV-OTH1	420,50 EUR
6100000001	Renting-Movable Asse	ZSO-P00006	1 010,40 EUR
6120000110	Ext serv-n&fax	ZSO-P00006	2 692,80 EUR
6121000000	Qty-based services	ZSO-P09999	1 735,83 EUR
6122000000	Serv work w&hirds	ZSOLV-NA1	22,05 EUR
6122005503	Et	ZSO-P00005	15,00 EUR
[+] LABOR		ZSO-P00001	31 152,91 EUR
6200000000	Salaries	ZSO-P00001	16 265,13 EUR
6210000000	Contrib fr soc ins	ZSO-P00001	6 101,52 EUR
6220034940	Life insur and prem	ZSO-P00001	20,83 EUR
6230010000	Cost link payroll	ZSO-P00001	2 100,00 EUR
6250000000	Est pers cost pay	ZSO-P00001	4 754,60 EUR
6292000010	Grp-Sal,Wag,Hol,Bon	ZSO-P00001	1 797,95 EUR
6353000000	Oth LT benefits-chg	ZSO-P00001	112,88 EUR
9104000001	Regl-Engineering	ZSO-IND1	151,65 EUR
9105000000	Maintenance SU 'at c	ZSO-IND1	15 528,90 EUR
9105100001	MAINTENANCE INDIRECT	ZSO-IND1	-186,55 EUR
9127000001	REGL-safety/hygiene	ZSO-IND1	1 196,65 EUR
9162000001	Regl-Mgmt & Serv.	ZSOLV-OTH1	2 647,43 EUR
9174000001	Regl-Shared Services	ZSOLV-OTH1	121,66 EUR
9325000000	Operating at cost	ZSO-IND1	1 341,25 EUR
9325309901	Regl - Eau potable	ZSO-IND1	33,22 EUR
9325348101	Regl - Air comprimé	ZSO-IND1	340,26 EUR

5. Create other groups



Last Update		22/11/24 3:02 PM	
ONE SOLVAY-End month - Cost center analysis			
Cost Element	Actual - Destination (Local)		
[+] LABOR			31 152,91 EUR
[+] MAINTENANCE			21 003,12 EUR
[+] OTHER			6 180,41 EUR

You can watch the video to see how to do it

Your browser does not support the HTML5 video element

## Going further with Fixed costs reports

### Going further with Fixed costs

- [FC - Create a fixed costs report](#) — This page explains how you can create step-by-step a fixed costs report.
- [FC - ONE SYENSQO - Cost center Analysis](#) — This workbook gives the detail of all cost centers CBS & GBU.

- [FC - Characteristics](#) — List of Characteristics & Measures available in the BW Fixed costs application with the link to more detailed documentation when it exists.
- [FC - Methodology to create a fixed costs report](#)
- [FC - What are the main sources of discrepancies?](#) — What are the main sources of discrepancies between the BW fixed cost request and the P&L?
- [FC - Cost centers master data](#) — This page explains how you can display cost centers master data. It is a useful tool for preparing and validating master data to ensure the accuracy of fixed costs reports.
- [FC - Fixed costs report - P&L impact](#) — The P&L impact fixed costs query is used when a cost center is shared with several GBUs
- [FC2 - Fixed costs \(obsolete\) \(WBP\)](#) — This page explains how the application FC2 - Fixed costs was replaced by the application FC - GBU Fixed costs.
- [FC - How-to group members](#) — How can you create your own groups of ZCBS (cost centers) or ZSOLV (cost elements)
- [FC - Internal Orders master data](#) — This page explains how you can display CO orders master data. It is a useful tool for preparing and validating master data to ensure the accuracy of fixed costs reports.