

FC - ONE SYENSQO - Cost center Analysis



This workbook gives the detail of all cost centers CBS & GBU.

blocked URL

Access the workbook

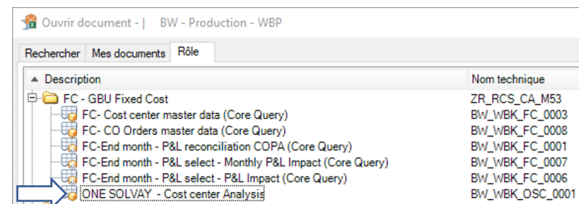
The workbook to be used is **BW_WBK_OSC_0001 - ONE SYENSQO - Cost center Analysis**

=> Go to Analysis for Office in excel

=> Click "Open Data Source"

Go to the tab "Role" and open the folder FC - GBU Fixed Cost

Double-click on the workbook **BW_WBK_OSC_0001 - ONE SYENSQO - Cost center Analysis** to open it



Open the workbook

It is mandatory to enter

- the conso view (1): by default, it is recommended to enter **0**
- the cost center perimeter (2): by default, it is recommended to enter **1**
- Fiscal Year/Period (5): **MMM.YYYY**

To avoid authorization issues, enter:

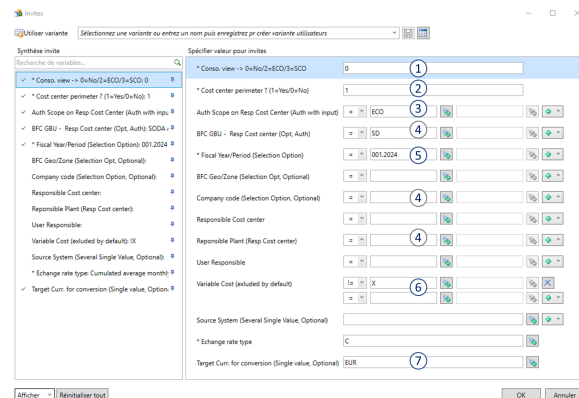
- the authorization scope (3): **ECO (PO2 - BW - Authorization scopes)**.

It is also recommended to enter at least a GBU, a company code or a plant code (4)

It is also possible to enter:

- a target currency (7) for conversion. By default the exchange rate type is C but you can change it and replace by CAR3. ([P&L - Exchange rates](#))
- Variable Cost (6): you can include or exclude variable costs in your report. The determination of variable costs is based on [Mixed Cost Center](#). By default variable costs are excluded with != X

Click "OK"



Set-up a basic report

Production fixed costs

In this example, the aim is to build a fixed costs report for the production plant Collonges (7622) in January 2024.

Enter in the prompt

- Fiscal Year/Period (5): **001.2024**

- Responsible Plant (4): 7622

* Conso. view -> 0=No/2=ECO/3=SCO

* Cost center perimeter ? (1=Yes/0=No)

Auth Scope on Resp Cost Center (Auth with input) =

* Fiscal Year/Period (Selection Option) =

Responsible Plant (Resp Cost center) =

Variable Cost (excluded by default) =

* Exchange rate type

When you start working with the workbook, you see by default

- All cost centers
- All type of postings: fixed costs, depreciation, COPA

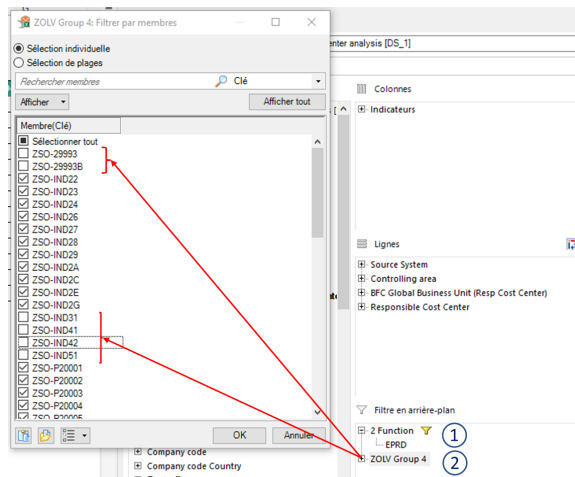
Resp Cost Center	Cost Element	Actual - Destination (Conv)	Actual - Destination (Local)	...
7622-1110	COL Silicate Four	111 666,34 EUR	111 666,34 EUR	
7622-1120	COL Silicate Disso	105 460,27 EUR	105 460,27 EUR	
7622-1210	COL Silices U1	211 420,83 EUR	211 420,83 EUR	
7622-1220	COL Silices U2	337 673,38 EUR	337 673,38 EUR	
7622-1230	COL Silices U3	171 978,05 EUR	171 978,05 EUR	
7622-1240	COL Silices U4	532 828,24 EUR	532 828,24 EUR	
7622-1250	COL Silices Forplex	11 727,15 EUR	11 727,15 EUR	
7622-1251	COL Silices Raymond	76 804,59 EUR	76 804,59 EUR	
7622-1252	COL Silices Slurry			
7622-1253	COL Silices ACM Comp	77 330,64 EUR	77 330,64 EUR	
7622-1254	COL Silices Micro	59 247,91 EUR	59 247,91 EUR	
7622-1300	COL Conditionnement	66 552,11 EUR	66 552,11 EUR	
7622-2401	COL Labo Ana Qualité	0,00 EUR	0,00 EUR	
		1 762 689,51 EUR	1 762 689,51 EUR	

In order to filter Production fixed costs of the site, we must

- Exclude depreciation & COPA cost elements
- Filter production cost centers

Click the button "display" to show the "Design Panel"

- Filter ZCBS group 2 Function = EPRD (=production cost centers)
- Exclude cost elements groups
 - ZSO-29993
 - ZSO-29993B
 - ZSO-IND31
 - ZSO-IND41
 - ZSO-IND42
 - ZSO-IND51



You can watch the video to see how to do it.

Your browser does not support the HTML5 video element

How to understand the report

Once you have filter the production cost centers and excluded non fixed costs cost elements, look at the total "Actual - Destination"

Responsible Cost Center	Actual - Destination (Conv)	Actual - Destination (Local)
7622-1110	111 666,34 EUR	111 666,34 EUR
7622-1120	105 460,27 EUR	105 460,27 EUR
7622-1210	211 420,83 EUR	211 420,83 EUR
7622-1220	337 673,38 EUR	337 673,38 EUR
7622-1230	171 978,05 EUR	171 978,05 EUR
7622-1240	532 828,24 EUR	532 828,24 EUR
7622-1250	11 727,15 EUR	11 727,15 EUR
7622-1251	76 804,59 EUR	76 804,59 EUR
7622-1252		
7622-1253	77 330,64 EUR	77 330,64 EUR
7622-1254	59 247,91 EUR	59 247,91 EUR
7622-1300	66 552,11 EUR	66 552,11 EUR
7622-2401	0,00 EUR	0,00 EUR
	1 762 689,51 EUR	1 762 689,51 EUR

It should be exactly the same amount as what you see in the P&L (KE30 - Profitability report), value field E01 Period fixed costs for the same selection (Period & plant)

i In case of discrepancies go to FC - What are the main sources of discrepancies?

IFRS Periods/Year	Company	Not assigned	15.11.2024
227 SOV06			
IFRS Periods/Year			
From period	1		1
To period	1	Fiscal year	2024
		Not assigned	
Plant Multiple values			
Navigation			
Customer		Company Code	2FR3 RHODIA OPERATIONS
Product		Plant	7622 ZFR3 Collonges
Division			
Distri. Channel			
P&L Lines			
E01 FC Period	1 762 689,51	1 762 689,51	
E04 IC Fixed Costs			
E90 FC absorption	1 442 948,74	1 442 948,74	
F90 DEP absorption	395 233,31	395 233,31	
Variance on FC	163 137,06	163 137,06	
FC on production	1 851 054,42	1 851 054,42	

