i.01 DiP3 (CS) Monthly Monitoring

PART I	Monthly Monitoring Pre-check		
Step	**What to check?**	**Where to check?**	**How to check?**
#1	Check status of all the monthly jobs	SBS - Technical views	• Already checked by interface team Before starting the checks, be sure that the dynamic import is finished. • Horizon Rotation is ok (Shifted to the correct month) If not wait until it end 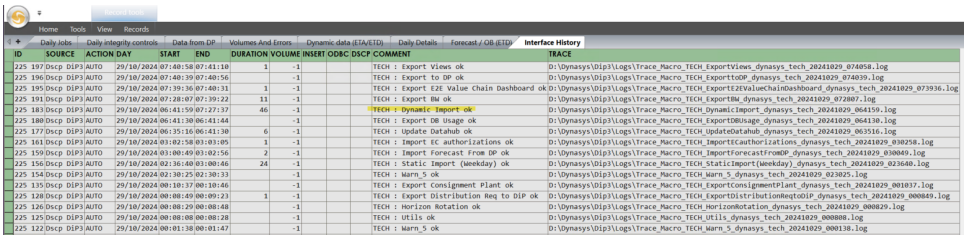
#2	Verify the Horizon rotation	GBUs workspace	current month has to be in blank color
#3	Check Imported datas	Structure / User models / U00 - IN Import / Data tables	Monthly stocks are coming from file EOMSTOCK, and keep in mind plant transcodifications are in place. Check data consistency of the most important data : I500 - Imported stock datas (day) > I500 Initial Inventory (MD04 +MB5B for movements) 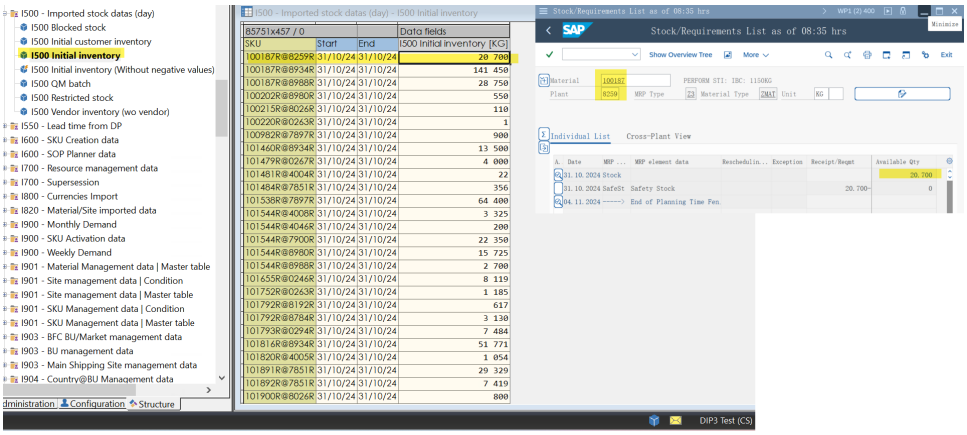

Home Tools View Records

Daily Jobs | Daily integrity controls | Data from DP | Volumes And Errors | Dynamic data (ETA/ETD) | Daily Details | Forecast / OB (ETD) | Interface History

ID	SOURCE	ACTION	DAY	START	END	DURATION	VOLUME	INSERT	ODBC	DSCP	COMMENT	TRACE
225 197	Dscp DiP3	AUTO	29/10/2024	07:40:58	07:41:10	1	-1				TECH : Export Views ok	D:\Dynasys\Dip3\Logs\Trace_Macro_TECH_ExportViews_dynasys_tech_20241029_074058.log
225 196	Dscp DiP3	AUTO	29/10/2024	07:40:39	07:40:56		-1				TECH : Export to DP ok	D:\Dynasys\Dip3\Logs\Trace_Macro_TECH_ExportToDP_dynasys_tech_20241029_074039.log
225 195	Dscp DiP3	AUTO	29/10/2024	07:39:36	07:40:31	1	-1				TECH : Export E2E Value Chain Dashboard ok	D:\Dynasys\Dip3\Logs\Trace_Macro_TECH_ExportE2EValueChainDashboard_dynasys_tech_20241029_073936.log
225 191	Dscp DiP3	AUTO	29/10/2024	07:28:07	07:39:22	11	-1				TECH : Export BW ok	D:\Dynasys\Dip3\Logs\Trace_Macro_TECH_ExportBW_dynasys_tech_20241029_072807.log
225 183	Dscp DiP3	AUTO	29/10/2024	06:41:59	07:27:37	46	-1				TECH : Dynamic Import ok	D:\Dynasys\Dip3\Logs\Trace_Macro_TECH_DynamicImport_dynasys_tech_20241029_064159.log
225 180	Dscp DiP3	AUTO	29/10/2024	06:41:30	06:41:44		-1				TECH : Export DB Usage ok	D:\Dynasys\Dip3\Logs\Trace_Macro_TECH_ExportDBUsage_dynasys_tech_20241029_064130.log
225 177	Dscp DiP3	AUTO	29/10/2024	06:35:16	06:41:30	6	-1				TECH : Update Datahub ok	D:\Dynasys\Dip3\Logs\Trace_Macro_TECH_UpdateDatahub_dynasys_tech_20241029_063516.log
225 161	Dscp DiP3	AUTO	29/10/2024	03:02:58	03:03:05	1	-1				TECH : Import EC authorizations ok	D:\Dynasys\Dip3\Logs\Trace_Macro_TECH_ImportECauthorizations_dynasys_tech_20241029_030258.log
225 159	Dscp DiP3	AUTO	29/10/2024	03:00:49	03:02:56	2	-1				TECH : Import Forecast From DP ok	D:\Dynasys\Dip3\Logs\Trace_Macro_TECH_ImportForecastFromDP_dynasys_tech_20241029_030049.log
225 156	Dscp DiP3	AUTO	29/10/2024	02:36:40	03:00:46	24	-1				TECH : Static Import (Weekday) ok	D:\Dynasys\Dip3\Logs\Trace_Macro_TECH_StaticImport(Weekday)_dynasys_tech_20241029_023640.log
225 154	Dscp DiP3	AUTO	29/10/2024	02:30:25	02:30:33		-1				TECH : Warn_5 ok	D:\Dynasys\Dip3\Logs\Trace_Macro_TECH_Warn_5_dynasys_tech_20241029_023025.log
225 135	Dscp DiP3	AUTO	29/10/2024	00:10:37	00:10:46		-1				TECH : Export Consignment Plant ok	D:\Dynasys\Dip3\Logs\Trace_Macro_TECH_ExportConsignmentPlant_dynasys_tech_20241029_001037.log
225 128	Dscp DiP3	AUTO	29/10/2024	00:08:49	00:09:23	1	-1				TECH : Export Distribution Req to DiP ok	D:\Dynasys\Dip3\Logs\Trace_Macro_TECH_ExportDistributionReqtoDiP_dynasys_tech_20241029_000849.log
225 126	Dscp DiP3	AUTO	29/10/2024	00:08:29	00:08:48		-1				TECH : Horizon Rotation ok	D:\Dynasys\Dip3\Logs\Trace_Macro_TECH_HorizonRotation_dynasys_tech_20241029_000829.log
225 125	Dscp DiP3	AUTO	29/10/2024	00:08:08	00:08:28		-1				TECH : Utils ok	D:\Dynasys\Dip3\Logs\Trace_Macro_TECH_Utils_dynasys_tech_20241029_000808.log
225 122	Dscp DiP3	AUTO	29/10/2024	00:01:38	00:01:47		-1				TECH : Warn_5 ok	D:\Dynasys\Dip3\Logs\Trace_Macro_TECH_Warn_5_dynasys_tech_20241029_000138.log

Material Stocks Between 01.01.0000 and 31.12.9999

Material Stocks Between 01.01.0000 and 31.12.9999

Plant 8259 6059 / CCI Logistics Navi Mumb
Material 100187
Description PERFORM STI: IBC: 1150KG

Stock on 01.01.0000 0 KG
Total Receipts 538.200 KG
Total Issues 517.500- KG
Stock on 31.12.9999 20.700 KG

SLoc	MvT	S	Mat. Doc.	Item	Pstng Date	Quantity	BUn
IMPD	101		5027806953	1	18.04.2022	9.200	KG
IMPD	101		5027806953	2	18.04.2022	11.500	KG
IMPD	321		4940247457	1	19.04.2022	20.700-	KG
IMPD	321		4940247457	2	19.04.2022	20.700	KG
IMPD	321		4940247458	1	19.04.2022	20.700-	KG
IMPD	321		4940247458	2	19.04.2022	20.700	KG
IMPD	101		5027731475	1	19.04.2022	20.700	KG
IMPD	101		5027731476	1	19.04.2022	20.700	KG
IMPD	101		5027785192	1	27.04.2022	3.450	KG
IMPD	101		5027785193	1	27.04.2022	17.250	KG
IMPD	321		4940326044	1	28.04.2022	3.450-	KG
IMPD	321		4940326044	2	28.04.2022	3.450	KG
IMPD	321		4940326046	1	28.04.2022	17.250-	KG
IMPD	321		4940326046	2	28.04.2022	17.250	KG
IMPD	321		4940356800	1	02.05.2022	9.200-	KG
IMPD	321		4940356800	2	02.05.2022	9.200	KG
IMPD	321		4940356801	1	02.05.2022	11.500-	KG
IMPD	321		4940356801	2	02.05.2022	11.500	KG
IMPD	101		5028241601	1	01.07.2022	16.100	KG
IMPD	101		5028241602	1	01.07.2022	2.300	KG
IMPD	101		5028241603	1	01.07.2022	2.300	KG
IMPD	321		4941021346	1	18.07.2022	16.100-	KG
IMPD	321		4941021346	2	18.07.2022	16.100	KG
IMPD	321		4941021369	1	18.07.2022	2.300-	KG
IMPD	321		4941021369	2	18.07.2022	2.300	KG
IMPD	321		4941021389	1	18.07.2022	2.300-	KG

I402 End of month unrestricted Inventory (MB5B with last day of the previous month in date)

Explorer

- I402 - Actuals (month)
  - I402 - Actual shipped at receipt
  - I402 - Contribution Margin euros (SKU Prod Pl
  - I402 - Contribution Margin euros (SKU Shippin
  - I402 - End of month blocked inventory
  - I402 - End of month blocked returns inventory
  - I402 - End of month in transit customer invent
  - I402 - End of month inventory
  - I402 - End of month quality inventory
  - I402 - End of month restricted inventory
  - I402 - End of month SMOG
  - I402 - End of month transfer inventory
  - I402 - End of month transit inventory
  - I402 - End of month unrestricted customer inv
  - I402 - End of month unrestricted customer inv
  - **I402 - End of month unrestricted inventory**
  - I402 - End of month unrestricted vendor inven
  - I402 - Qty Sold External (SKU Prod plant)
  - I402 - Qty Sold External (SKU Shipping plant)
  - I402 - Receipt history from PO
  - I402 - Receipt history from PO (external)
  - I402 - Receipt history from PO wo negatives in
  - I402 - Receipt history from PO wo negatives in
  - I402 - Receipt value from PO
  - I402 - Unit Contribution Margin €/kg (SKU Pro
  - I402 - Unit Contribution Margin €/kg (SKU Shi
  - I403 - Actual available inventory based on initi
  - I403 - Actual inventory end of month blocked
- I403 - Actuals (day)

I402 - Actuals (month) - I402 - End of month unrestricted inventory

85751x25 / 0			Data fields
SKU	Start	End	I402 - End of month unrestricted inventory [KG]
114572R@8026R	M02-2024	M02-2024	2 350
	M03-2024	M03-2024	42 770
	M04-2024	M04-2024	10 340
	M05-2024	M05-2024	34 545
	M06-2024	M06-2024	12 455
	M07-2024	M07-2024	57 340
	M08-2024	M08-2024	33 605
	M09-2024	M09-2024	17 625
114572R@8091R	M02-2024	M02-2024	12 220
	M03-2024	M03-2024	8 315
	M04-2024	M04-2024	5 495
	M05-2024	M05-2024	5 965
	M06-2024	M06-2024	5 025
	M07-2024	M07-2024	3 565
	M08-2024	M08-2024	7 325
	M09-2024	M09-2024	5 445
	M10-2024		9 870
114584R@0246R	M07-2024	M09-2024	904
114591R@8026R	M02-2024	M02-2024	14 577
	M03-2024	M03-2024	36 415
	M04-2024	M04-2024	148 771
	M05-2024	M05-2024	182 359
	M06-2024	M06-2024	236 723
	M07-2024	M07-2024	257 845
	M08-2024	M08-2024	105 248
	M09-2024	M09-2024	135 163
114596R@7851R	M02-2024	M04-2024	3 230
114619R@7897R	M10-2024		-8 000
114620R@8091R	M02-2024	M02-2024	17 600
	M03-2024	M03-2024	15 299

Material Stocks Between 01.10.2024 ... > WP1 (3) 400

SAP Material Stocks Between 01.10.2024 and 31.10...

More Exit

Plant 8091 6577 Zhuhai
Material 114572
Description RHODAPEX TR/2030-S 235KG PLASTIC DRUM

Stock on 01.10.2024	5.445	KG
Total Receipts	25.735	KG
Total Issues	18.215-	KG
Stock on 31.10.2024	12.965	KG

SLoc	MvT	S	Mat. Doc.	Item	Pstng Date	Quantity	BUn
4103	601		4947369695	1	08.10.2024	1.880-	KG
4103	601		4947426479	1	15.10.2024	1.880-	KG
41B0	101		5032263802	1	30.10.2024	11.280	KG
41B0	321		4947554819	1	31.10.2024	11.280-	KG
41B0	321		4947554819	2	31.10.2024	11.280	KG
41B0	311		4947554950	1	31.10.2024	1.410-	KG
4021	311		4947554950	2	31.10.2024	1.410	KG
4103	311		4947554950	5	31.10.2024	1.645-	KG
4021	311		4947554950	6	31.10.2024	1.645	KG
45D0	311		4947554950	7	31.10.2024	40-	KG
4021	311		4947554950	8	31.10.2024	40	KG

I402 - Actual Shipped at GI - site dim (MB51 from beginning to end of last month movement 601)
Check Actual production (a completer) (MB51 from beginning to end of last month movement 101&102 and also 131). Gaps can match by verifying that th
on 0278, 7525

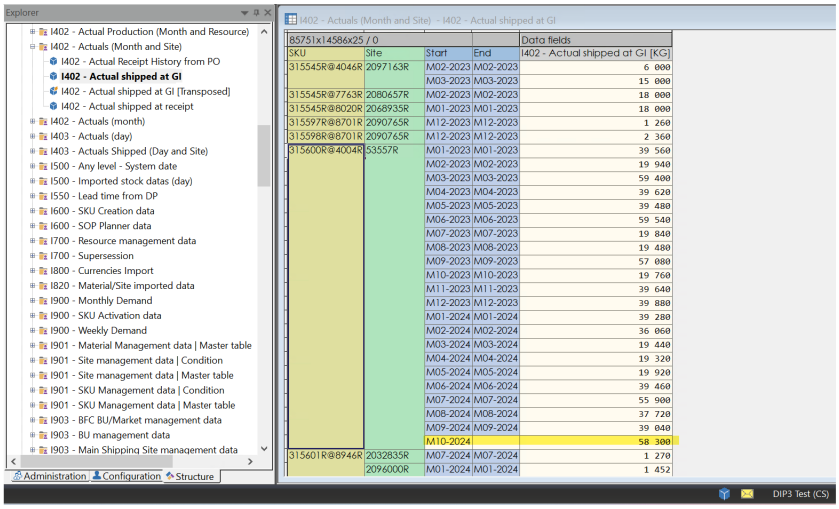

85751x14586x25 / 0				Data fields
SKU	Site	Start	End	I402 - Actual shipped at GI [KG]
315545R@4046R	2097163R	M02-2023	M02-2023	6 000
		M03-2023	M03-2023	15 000
315545R@7763R	2080657R	M02-2023	M02-2023	18 000
315545R@8020R	2068935R	M01-2023	M01-2023	18 000
315597R@8701R	2090765R	M12-2023	M12-2023	1 260
315598R@8701R	2090765R	M12-2023	M12-2023	2 360
315600R@4004R	53557R	M01-2023	M01-2023	39 560
		M02-2023	M02-2023	19 940
		M03-2023	M03-2023	59 400
		M04-2023	M04-2023	39 620
		M05-2023	M05-2023	39 480
		M06-2023	M06-2023	59 540
		M07-2023	M07-2023	19 840
		M08-2023	M08-2023	19 480
		M09-2023	M09-2023	57 080
		M10-2023	M10-2023	19 760
		M11-2023	M11-2023	39 640
		M12-2023	M12-2023	39 880
		M01-2024	M01-2024	39 280
		M02-2024	M02-2024	36 060
		M03-2024	M03-2024	19 440
		M04-2024	M04-2024	19 320
		M05-2024	M05-2024	19 920
		M06-2024	M06-2024	39 460
		M07-2024	M07-2024	55 900
		M08-2024	M08-2024	37 720
		M09-2024	M09-2024	39 040
		M10-2024		58 300
315601R@8946R	2032835R	M07-2024	M07-2024	1 270
	2096000R	M01-2024	M01-2024	1 452

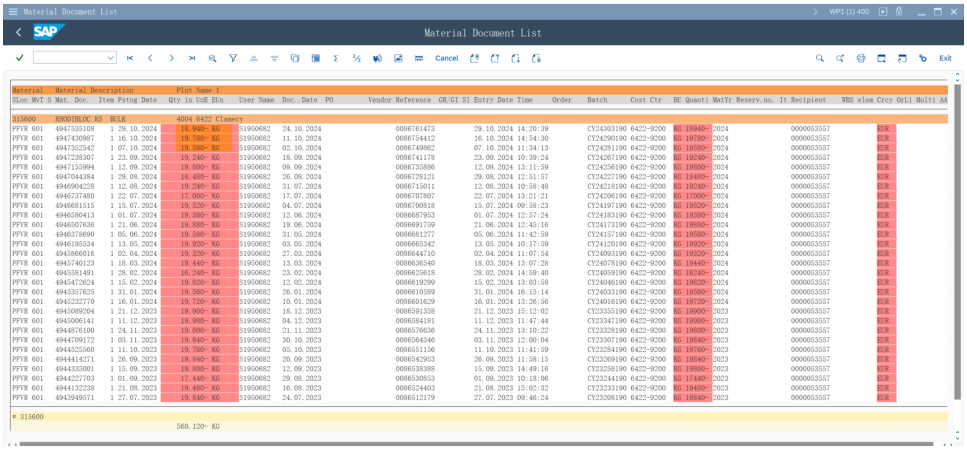

I400 - Intransit inventory in receipt date (MB5T) : Attention, not to check the shipto for this datafield; only for intersites.

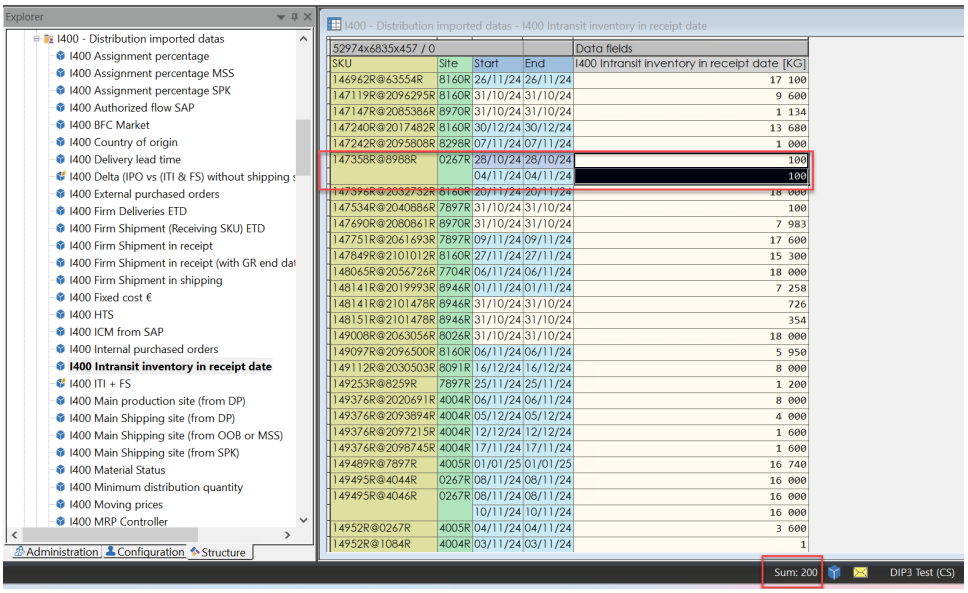

52974x6835x457 / 0				Data fields
SKU	Site	Start	End	I400 Intransit inventory in receipt date [KG]
146962R@63554R	8160R	26/11/24	26/11/24	17 100
147119R@2096295R	8160R	31/10/24	31/10/24	9 600
147147R@2085386R	8970R	31/10/24	31/10/24	1 134
147240R@2017482R	8160R	30/12/24	30/12/24	13 680
147242R@2095808R	8298R	07/11/24	07/11/24	1 000
147358R@8988R	0267R	28/10/24	28/10/24	100
		04/11/24	04/11/24	100
147396R@2032732R	8160R	20/11/24	20/11/24	18 000
147534R@2040886R	7897R	31/10/24	31/10/24	100
147690R@2080861R	8970R	31/10/24	31/10/24	7 983
147751R@2061693R	7897R	09/11/24	09/11/24	17 600
147849R@2101012R	8160R	27/11/24	27/11/24	15 300
148065R@2056726R	7704R	06/11/24	06/11/24	18 000
148141R@2019993R	8946R	01/11/24	01/11/24	7 258
148141R@2101478R	8946R	31/10/24	31/10/24	726
148151R@2101478R	8946R	31/10/24	31/10/24	354
149008R@2063056R	8026R	31/10/24	31/10/24	18 000
149097R@2096500R	8160R	06/11/24	06/11/24	5 950
149112R@2030503R	8091R	16/12/24	16/12/24	8 000
149253R@8259R	7897R	25/11/24	25/11/24	1 200
149376R@2020691R	4004R	06/11/24	06/11/24	8 000
149376R@2093894R	4004R	05/12/24	05/12/24	4 000
149376R@2097215R	4004R	12/12/24	12/12/24	1 600
149376R@2098745R	4004R	17/11/24	17/11/24	1 600
149489R@7897R	4005R	01/01/25	01/01/25	16 740
149495R@4044R	0267R	08/11/24	08/11/24	16 000
149495R@4046R	0267R	08/11/24	08/11/24	16 000
		10/11/24	10/11/24	16 000
14952R@0267R	4005R	04/11/24	04/11/24	3 600
14952R@1084R	4004R	03/11/24	03/11/24	1

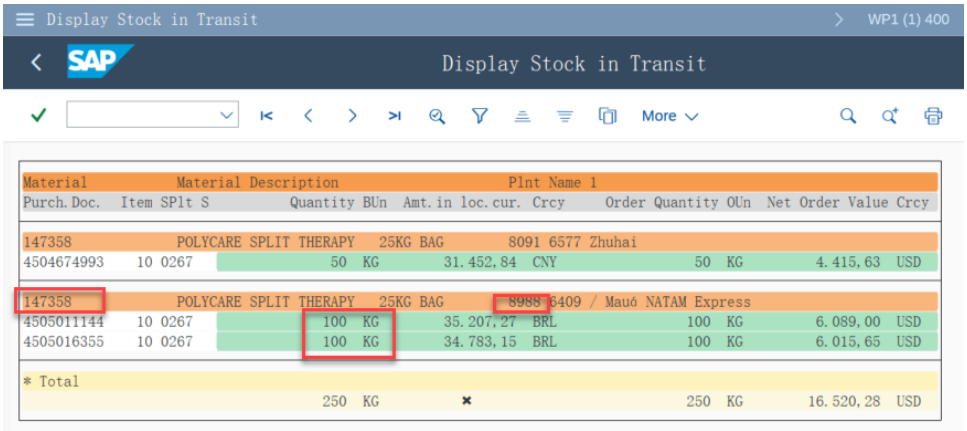

I400 Firm Shipment in shipping (MD04 customer order + Deliveries) : check the "MRP element"

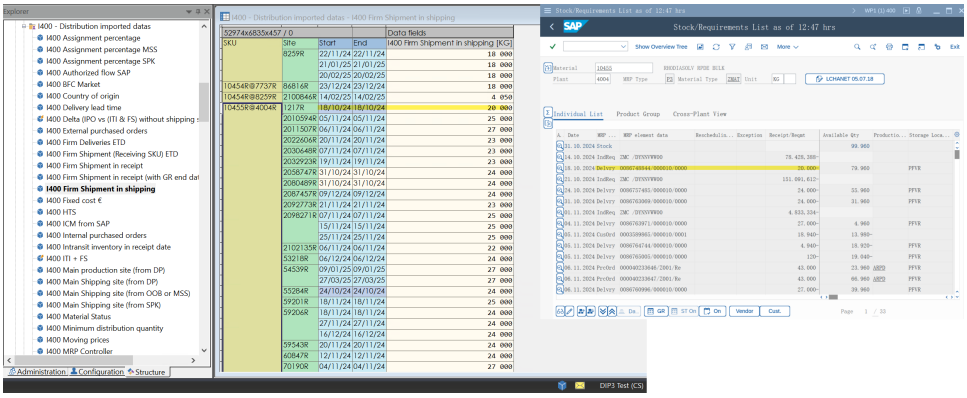

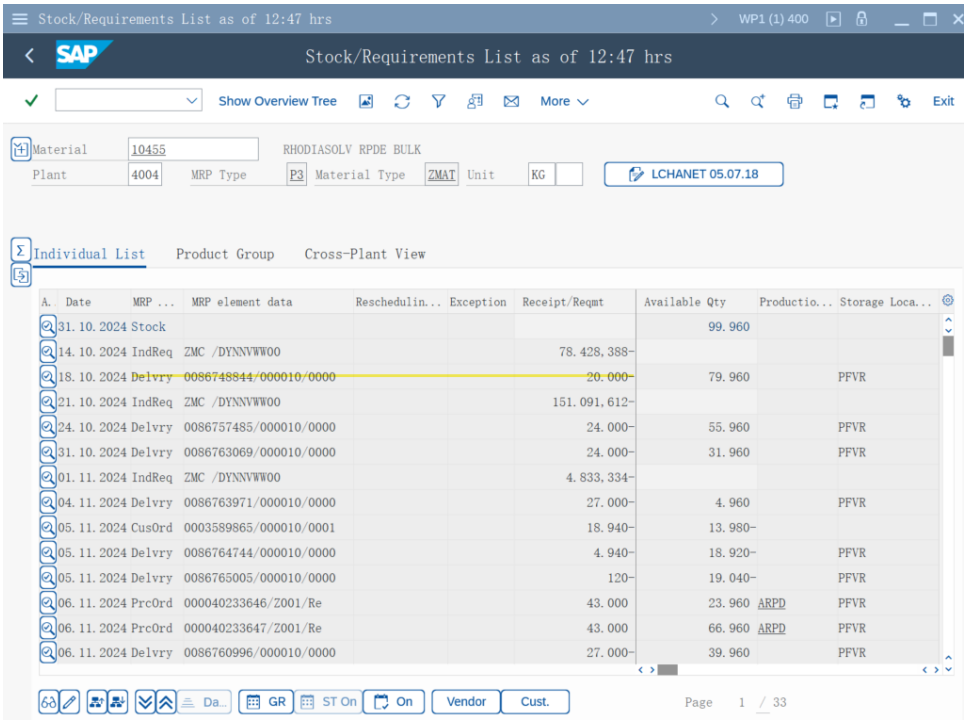

I002 Final Forecast in ETD (DP side: User models/U99/Data tables/Export| BW/DIP-PP - Material:Shipto@DC/ Final Forecast ETD).

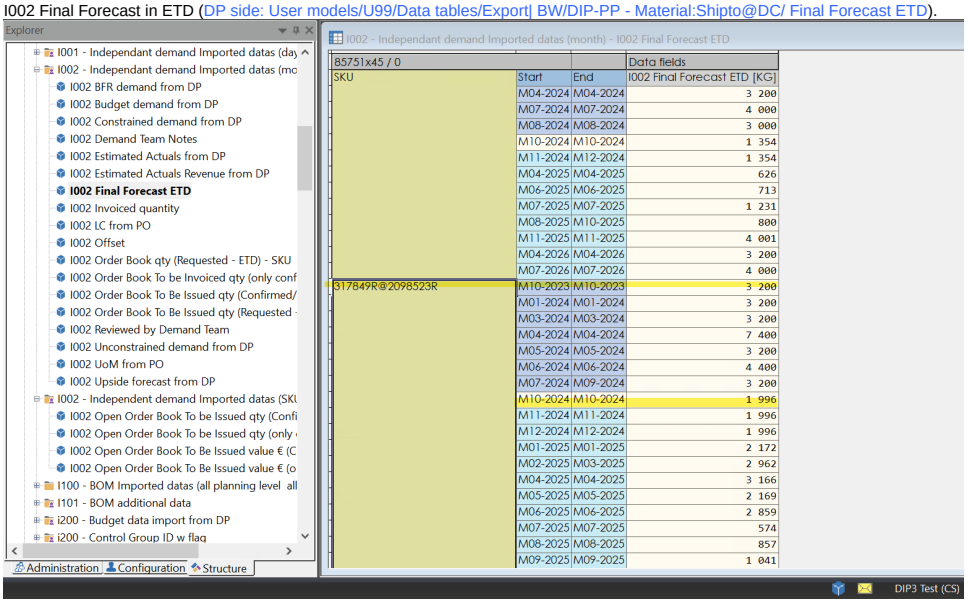

85751x45 / 0			Data fields
SKU	Start	End	I002 Final Forecast ETD [KG]
	M04-2024	M04-2024	3 200
	M07-2024	M07-2024	4 000
	M08-2024	M08-2024	3 000
	M10-2024	M10-2024	1 354
	M11-2024	M12-2024	1 354
	M04-2025	M04-2025	626
	M06-2025	M06-2025	713
	M07-2025	M07-2025	1 231
	M08-2025	M10-2025	800
	M11-2025	M11-2025	4 001
	M04-2026	M04-2026	3 200
	M07-2026	M07-2026	4 000
317849R@2098523R	M10-2023	M10-2023	3 200
	M01-2024	M01-2024	3 200
	M03-2024	M03-2024	3 200
	M04-2024	M04-2024	7 400
	M05-2024	M05-2024	3 200
	M06-2024	M06-2024	4 400
	M07-2024	M09-2024	3 200
	M10-2024	M10-2024	1 996
	M11-2024	M11-2024	1 996
	M12-2024	M12-2024	1 996
	M01-2025	M01-2025	2 172
	M02-2025	M03-2025	2 962
	M04-2025	M04-2025	3 166
	M05-2025	M05-2025	2 169
	M06-2025	M06-2025	2 859
	M07-2025	M07-2025	574
	M08-2025	M08-2025	857
	M09-2025	M09-2025	1 041

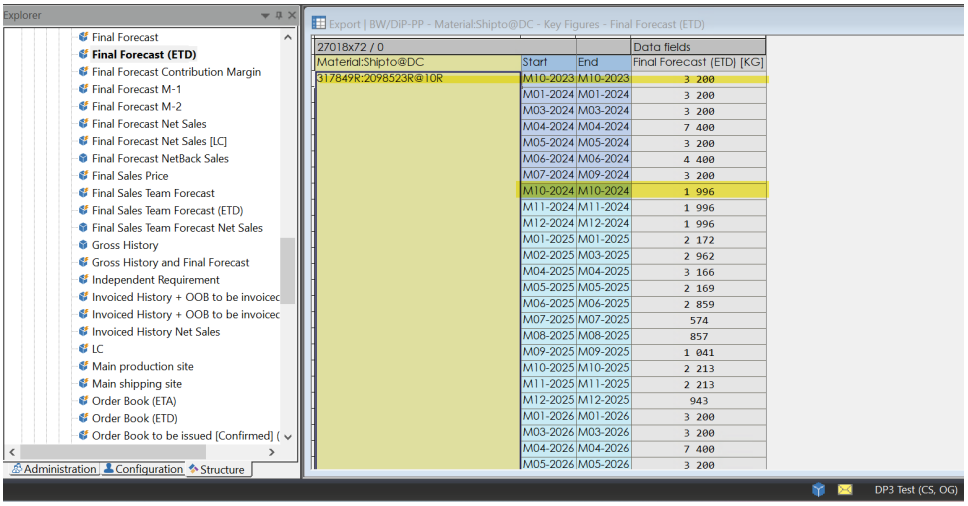

27018x72 / 0			Data fields
Material:Shipto@DC	Start	End	Final Forecast (ETD) [KG]
317849R:2098523R@10R	M10-2023	M10-2023	3 200
	M01-2024	M01-2024	3 200
	M03-2024	M03-2024	3 200
	M04-2024	M04-2024	7 400
	M05-2024	M05-2024	3 200
	M06-2024	M06-2024	4 400
	M07-2024	M09-2024	3 200
	M10-2024	M10-2024	1 996
	M11-2024	M11-2024	1 996
	M12-2024	M12-2024	1 996
	M01-2025	M01-2025	2 172
	M02-2025	M03-2025	2 962
	M04-2025	M04-2025	3 166
	M05-2025	M05-2025	2 169
	M06-2025	M06-2025	2 859
	M07-2025	M07-2025	574
	M08-2025	M08-2025	857
	M09-2025	M09-2025	1 041
	M10-2025	M10-2025	2 213
	M11-2025	M11-2025	2 213
	M12-2025	M12-2025	943
	M01-2026	M01-2026	3 200
	M03-2026	M03-2026	3 200
	M04-2026	M04-2026	7 400
	M05-2026	M05-2026	3 200

I500 Blocked stock (MMBE : Blocked Stock + Blocked Stock Returns)

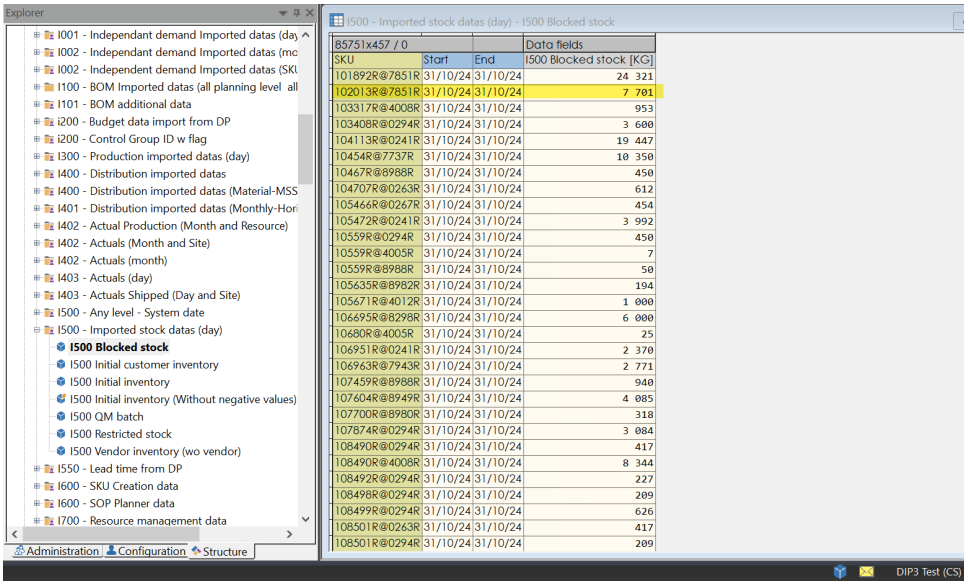

85751x457 / 0			Data fields
SKU	Start	End	I500 Blocked stock [KG]
101892R@7851R	31/10/24	31/10/24	24 321
102013R@7851R	31/10/24	31/10/24	7 701
103317R@4008R	31/10/24	31/10/24	953
103408R@0294R	31/10/24	31/10/24	3 600
104113R@0241R	31/10/24	31/10/24	19 447
10454R@7737R	31/10/24	31/10/24	10 350
10467R@8988R	31/10/24	31/10/24	450
104707R@0263R	31/10/24	31/10/24	612
105466R@0267R	31/10/24	31/10/24	454
105472R@0241R	31/10/24	31/10/24	3 992
10559R@0294R	31/10/24	31/10/24	450
10559R@4005R	31/10/24	31/10/24	7
10559R@8988R	31/10/24	31/10/24	50
105635R@8982R	31/10/24	31/10/24	194
105671R@4012R	31/10/24	31/10/24	1 000
106695R@8298R	31/10/24	31/10/24	6 000
10680R@4005R	31/10/24	31/10/24	25
106951R@0241R	31/10/24	31/10/24	2 370
106963R@7943R	31/10/24	31/10/24	2 771
107459R@8988R	31/10/24	31/10/24	940
107604R@8949R	31/10/24	31/10/24	4 085
107700R@8980R	31/10/24	31/10/24	318
107874R@0294R	31/10/24	31/10/24	3 084
108490R@0294R	31/10/24	31/10/24	417
108490R@4008R	31/10/24	31/10/24	8 344
108492R@0294R	31/10/24	31/10/24	227
108498R@0294R	31/10/24	31/10/24	209
108499R@0294R	31/10/24	31/10/24	626
108501R@0263R	31/10/24	31/10/24	417
108501R@0294R	31/10/24	31/10/24	209

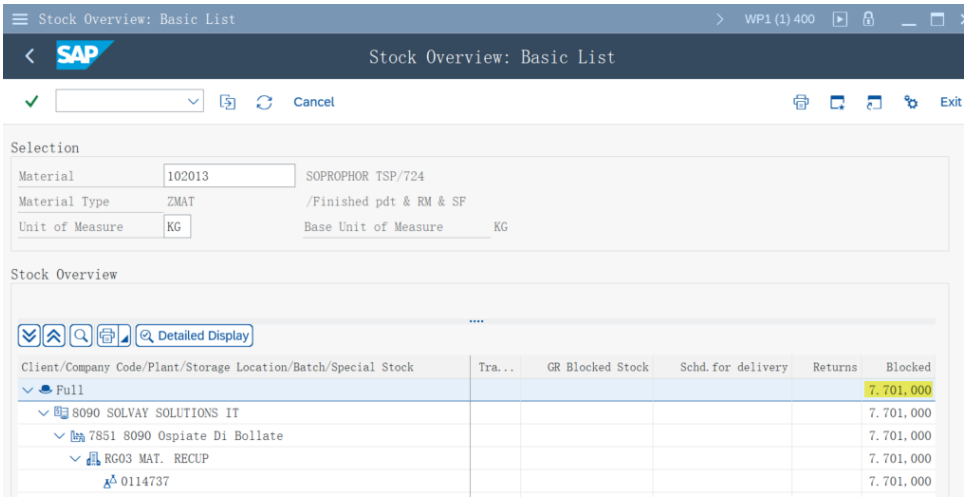

You need to compare with SAP or DP data to be sure that everything is ok.
In DP, user "DIP" can be used.

PART II	Monthly Monitoring - Simulate User		
Step	**What to check?**	**Where to check?**	**How to check?**
#1	NOVECARE - Consistency of data	**Simulate** user **FOUC3625** or **YOKO3589** with WS A2. SOP Planning	1.1>> Simulation of user **FOUC3625** (for odd month) or **YOKO3589** (for evens month) 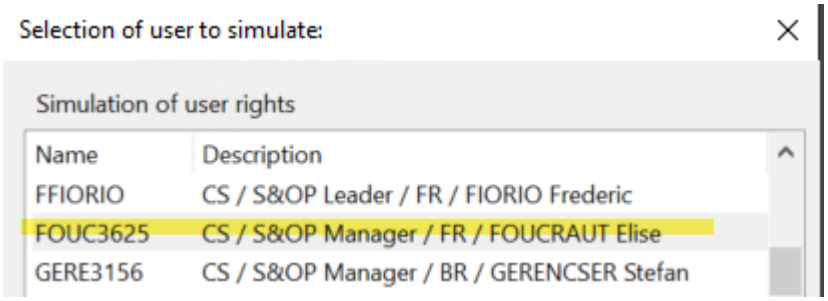 1.2>> Workspace: **CS - A2 SOP Planning** 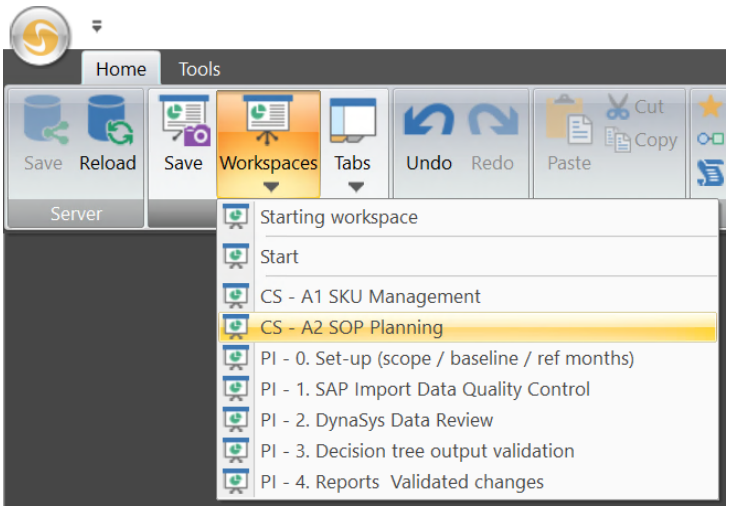 1.3>> Find a SKUs as example and check the following data:

- Initial inventory = between DIP and SAP (**MB5B**) 1
- Firm independent requirement= between DIP and SAP (**MD04** - MRP type = CusOrd/CusOrd for external, Ord.DS for internal) 2
- Firm planned order = between DIP and SAP (**MD04**) 3
- Intransit (In-Transit) = between DIP and SAP (**MD04**) 4
- Forecast = between DP and DIP (Final Forecast ETD WS=A9) (ex of DFU: 98673R@55099R) 5
- External purchase from SAP = between DIP and SAP (**MD04** - MRP type = ShpgNt) 6
- Firm receipt ETA = between DIP and SAP (**MD04**) 7

Check the projected inventory calculated by the DRP is correct (month with qty = 0, or lower quantities than actuals...)

Check that the final demand after netting seems ok.

Check that export to BW batch has run without error (SBS technical view)

Screenshots:

- Initial inventory = between DIP and SAP (**MB5B**) 1

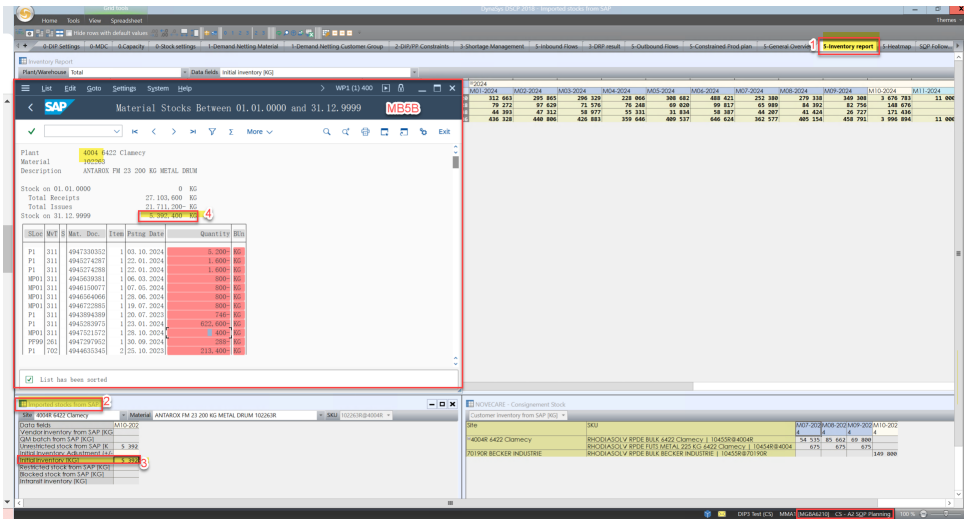

- Firm independent requirement= between DIP and SAP (**MD04** - MRP type = CusOrd/CusOrd for external, Ord.DS for internal) 2

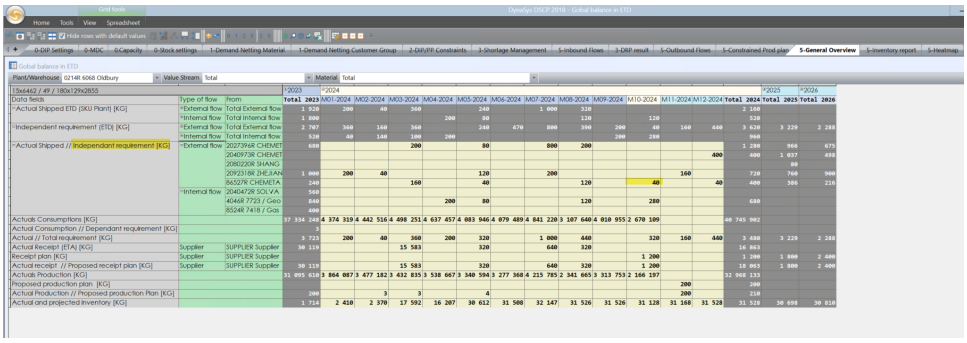

*Try to dill down to find out the related material code.

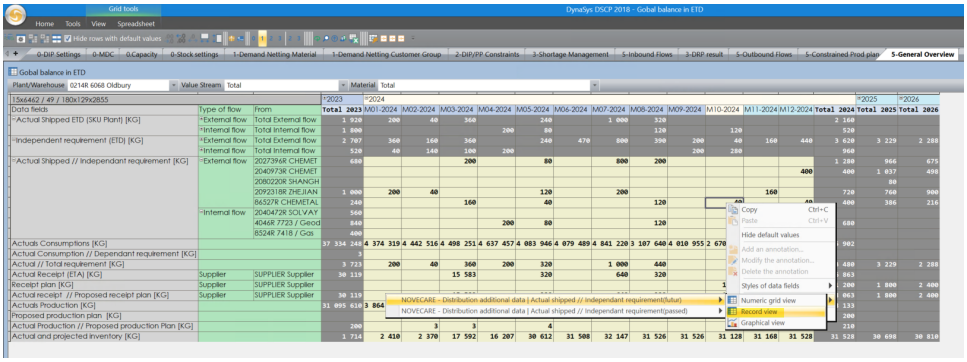

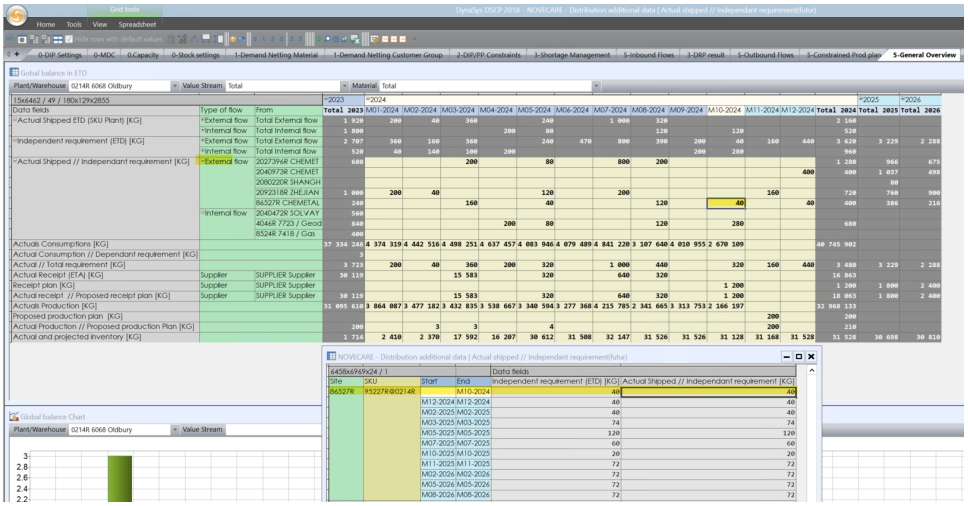

*To compare the data in SAP

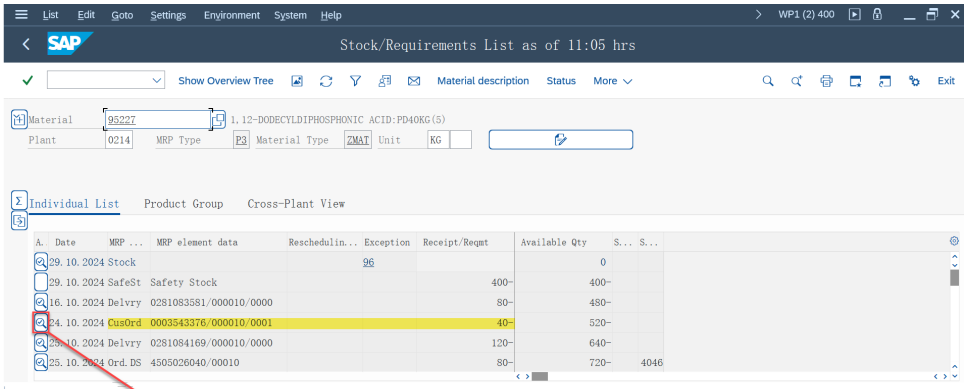

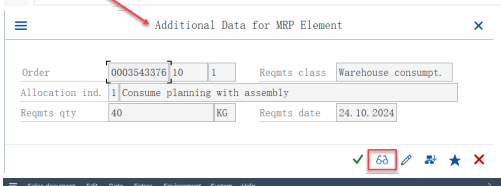

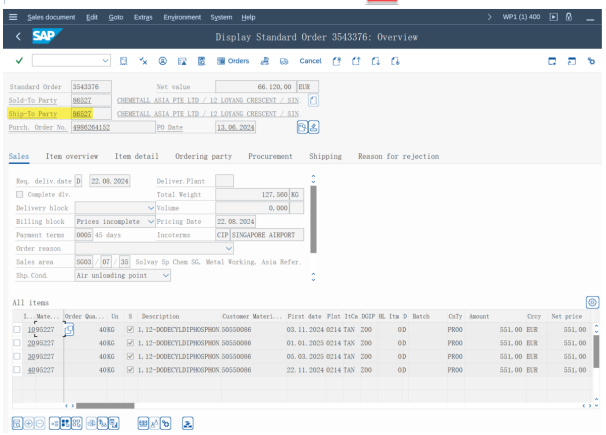

- Firm planned order = between DIP and SAP (**MD04**) 3

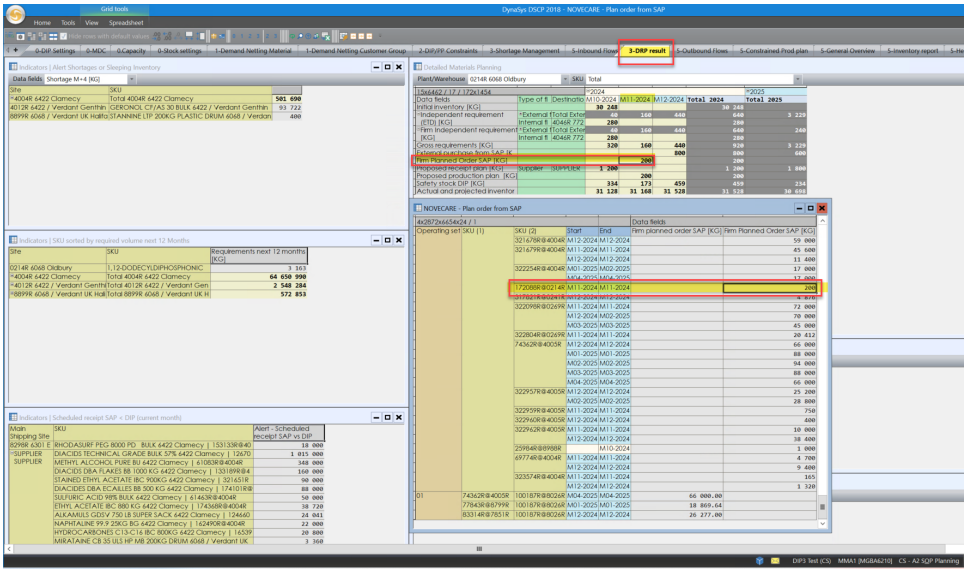

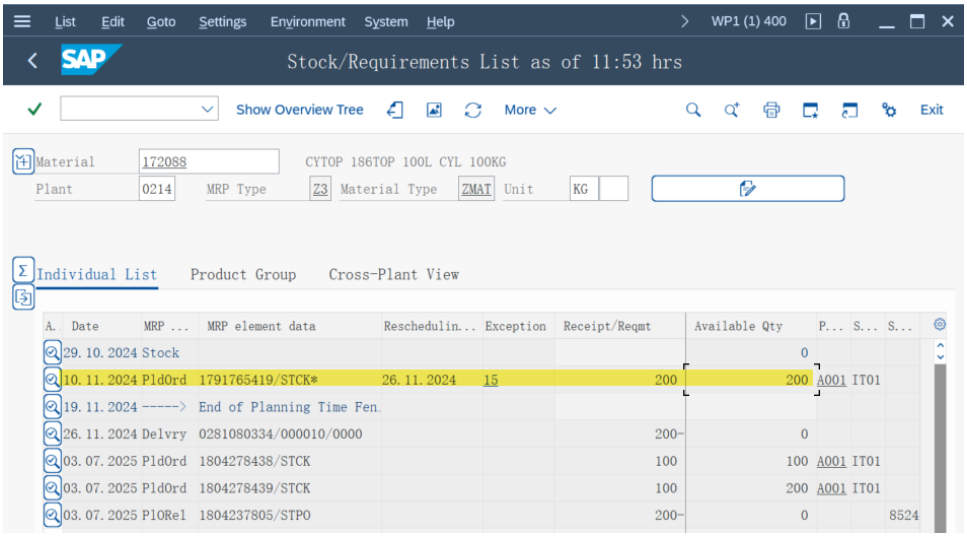

- Intransit = between DIP and SAP (**MD04**) 4

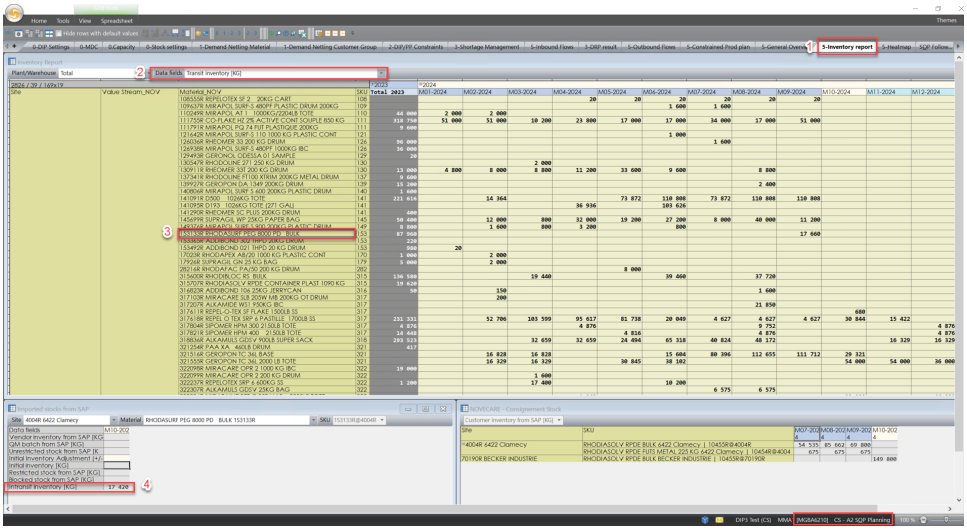

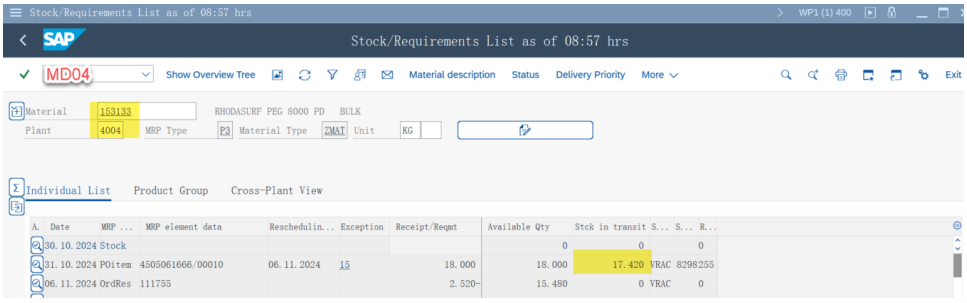

- Forecast = between DP and DIP (Final Forecast ETD WS=A9) (ex of DFU: 98673R@55099R) 5

DiP3

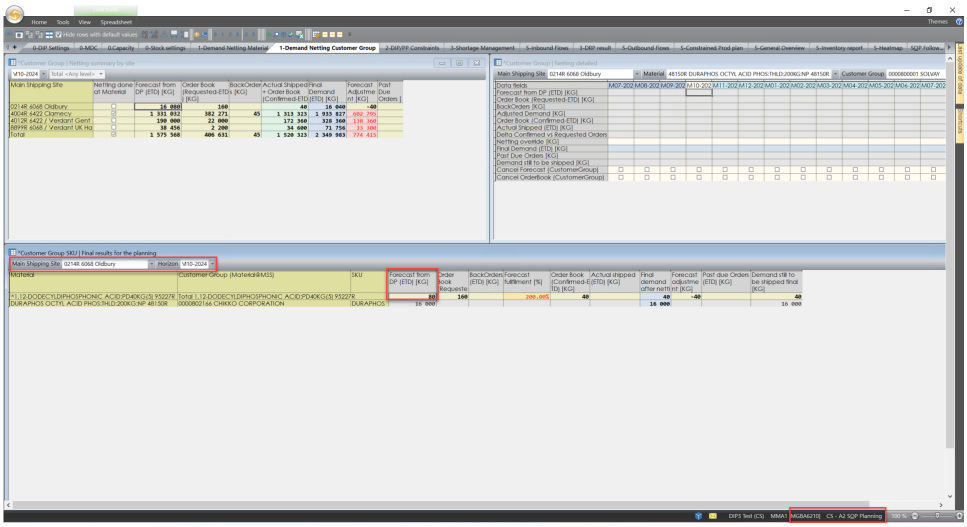

DP3

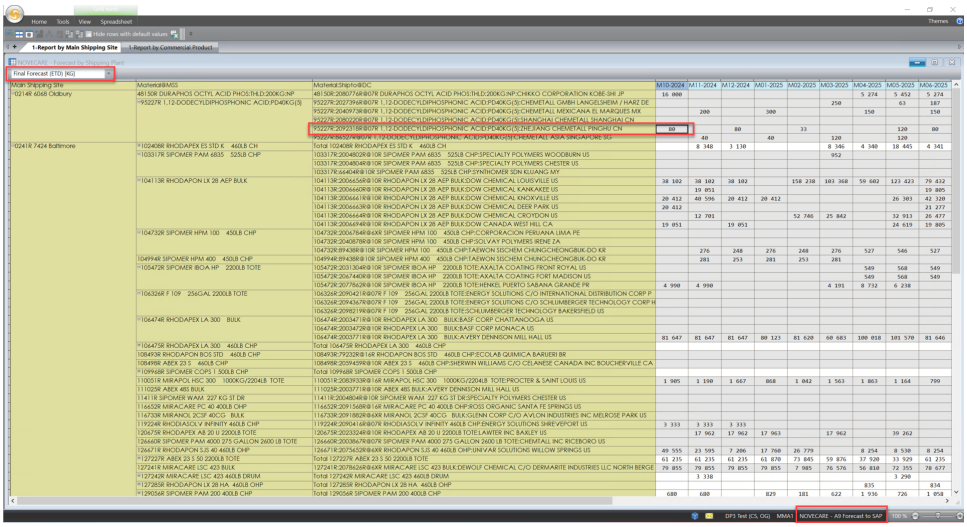

- External purchase from SAP = between DIP and SAP (**MD04** - MRP type = ShpgNt) 6

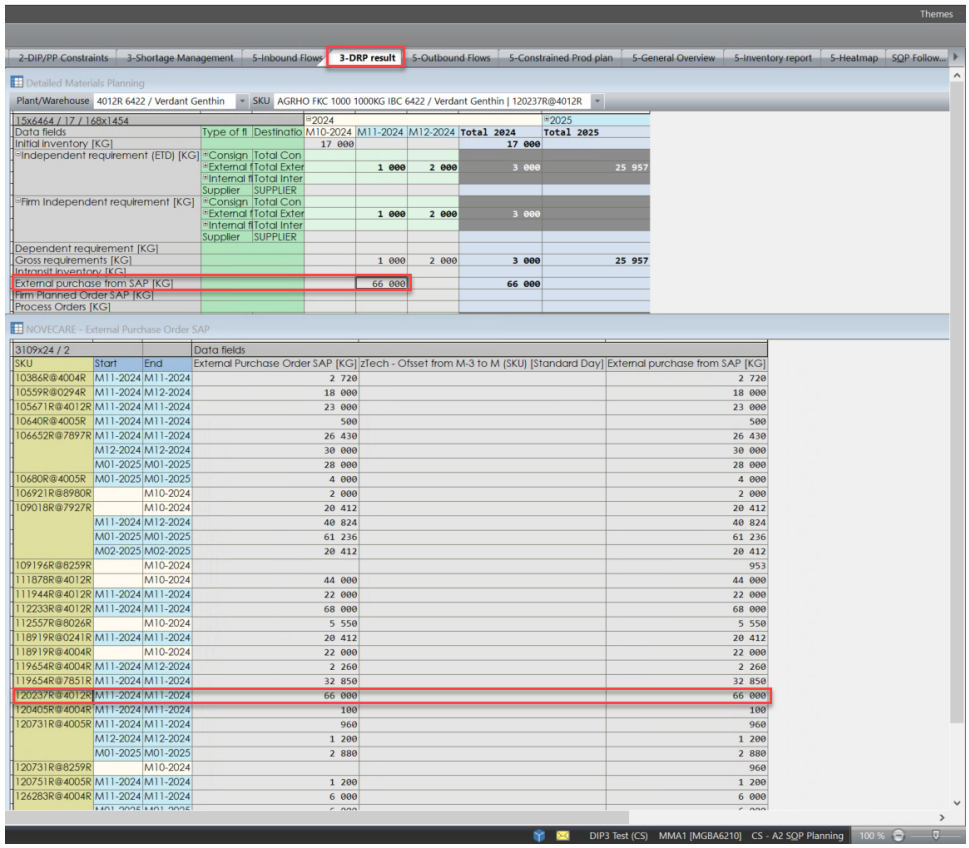

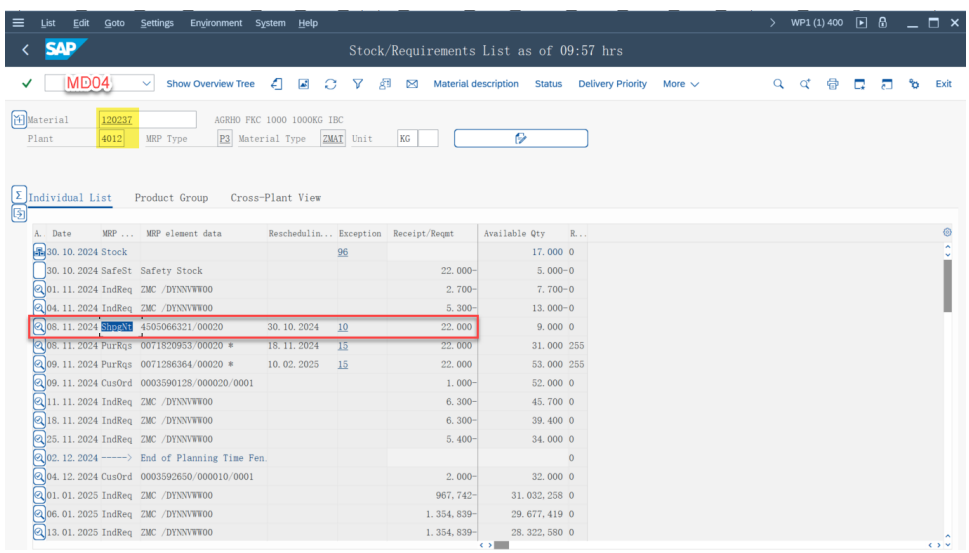

- Firm receipt ETA = between DIP and SAP (**MD04**) 7

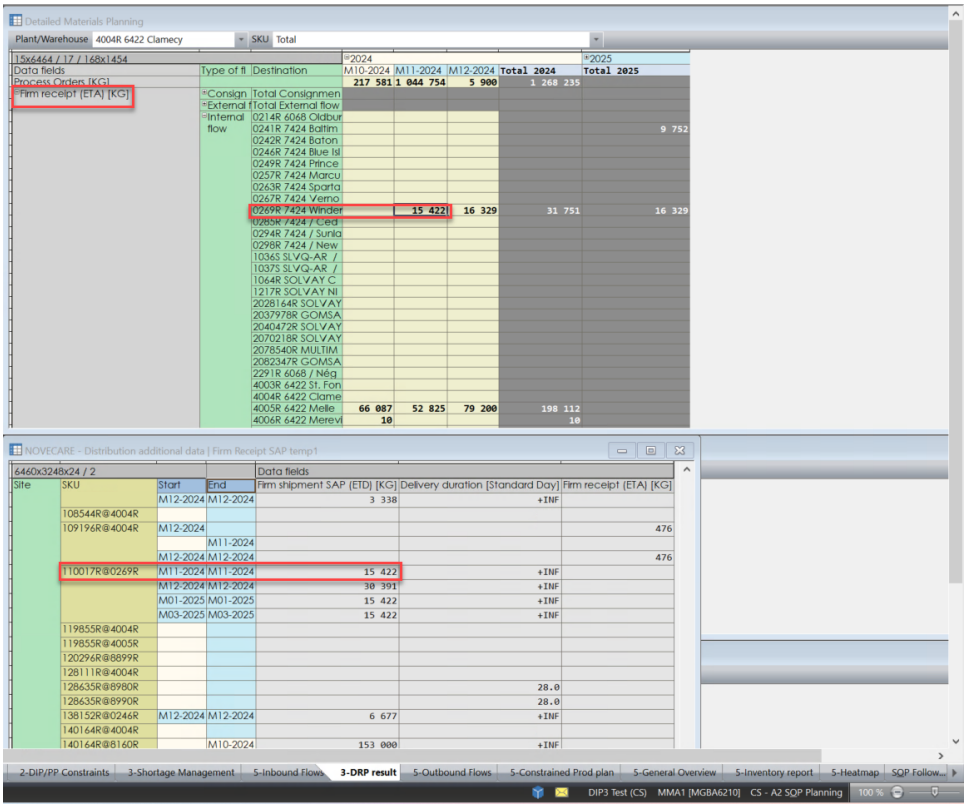

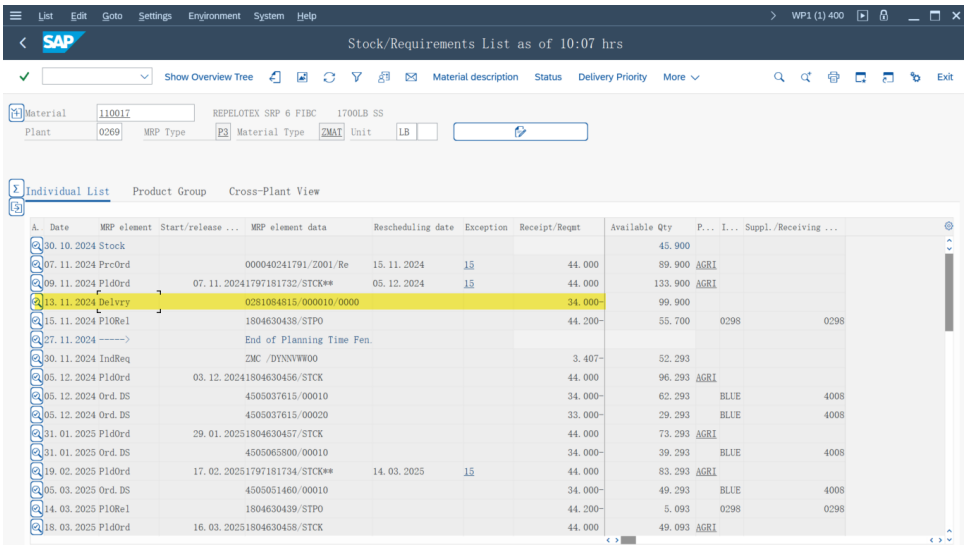

Check the projected inventory calculated by the DRP is correct (month with qty = 0, or lower quantities than actuals...)

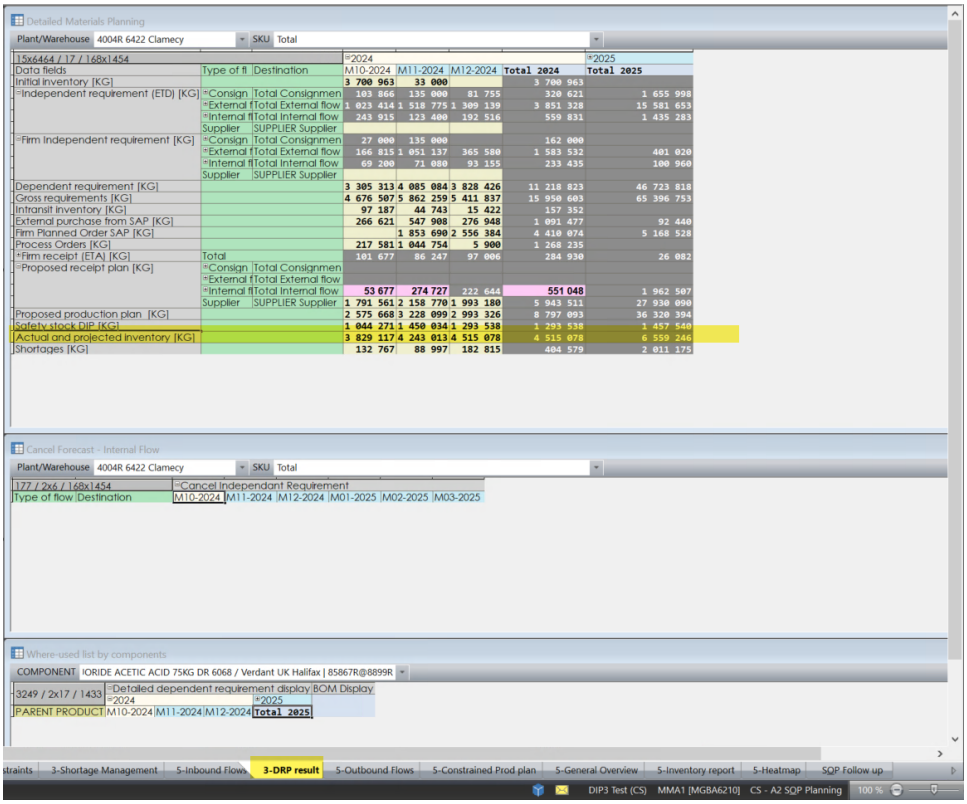

Check that the final demand after netting seems ok.

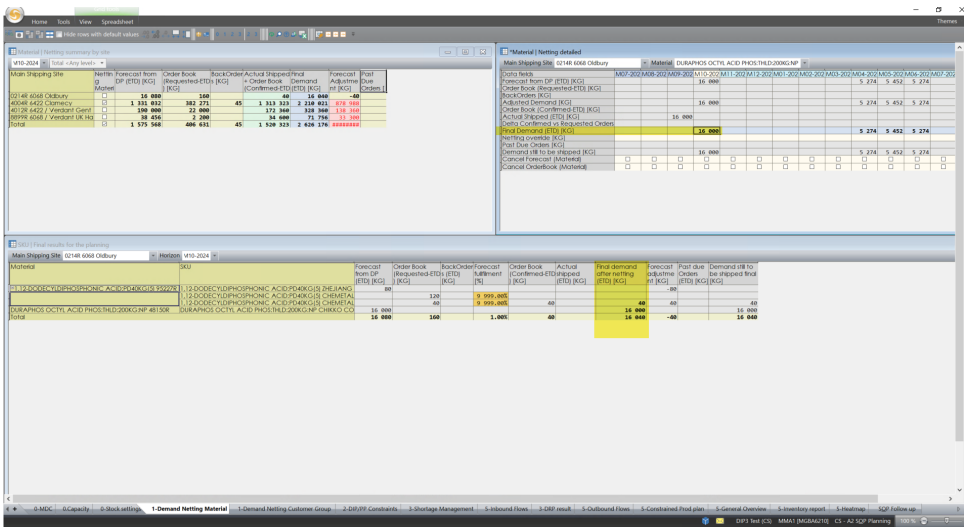

Check that export to BW batch has run without error (SBS technical view)

SOURCE	APPLICATION	ACTION	START_DT	END_DT	COMMENT	TRACE
Dscp DIP3	TECH : Export Views	AUTO	2024-10-30 07:39:10	2024-10-30 07:39:26	TECH : Export Views ok	D:\Dynasys\Dip3\Logs\Trace_Macro_TECH_ExportViews_dynasys_tech_20241030_073910.log
Dscp DIP3	TECH : Export to DP	AUTO	2024-10-30 07:38:37	2024-10-30 07:39:03	TECH : Export to DP ok	D:\Dynasys\Dip3\Logs\Trace_Macro_TECH_ExportToDP_dynasys_tech_20241030_073837.log
Dscp DIP3	TECH : Export E2E Value Chain Dashboard	AUTO	2024-10-30 07:37:26	2024-10-30 07:38:29	TECH : Export E2E Value Chain Dashboard ok	D:\Dynasys\Dip3\Logs\Trace_Macro_TECH_ExportE2EValueChainDashboard_dynasys_tech_20241030_073726.log
Dscp DIP3	TECH : Export BW	AUTO	2024-10-30 07:26:14	2024-10-30 07:37:12	TECH : Export BW ok	D:\Dynasys\Dip3\Logs\Trace_Macro_TECH_ExportBW_dynasys_tech_20241030_072614.log
Dscp DIP3	TECH : Dynamic Import	AUTO	2024-10-30 06:41:54	2024-10-30 07:25:43	TECH : Dynamic Import ok	D:\Dynasys\Dip3\Logs\Trace_Macro_TECH_DynamicImport_dynasys_tech_20241030_064154.log

#2	Check SAP Independent requirements	**MD63** in SAP	Check between SAP and Dynasys the Forecast exported => Take 3 SKUs PW as examples by BU > Novecare : in DIP, Final Demand after netting (last validated) in CS model !!! Please take examples from Sites where forecast export is activated!!!

!!! Please take examples when forecast is different from 1 month to another !!!

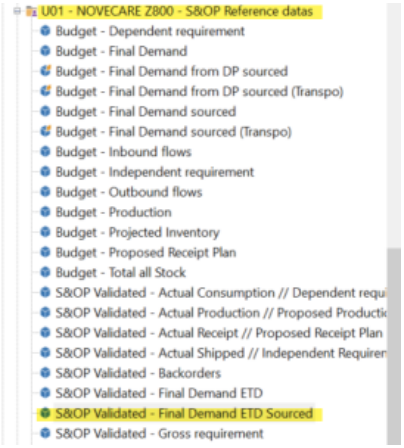

(U01 - NOVECARE Z800 - S&OP Reference datas -->S&OP Validated - Final Demand ETD Sourced)

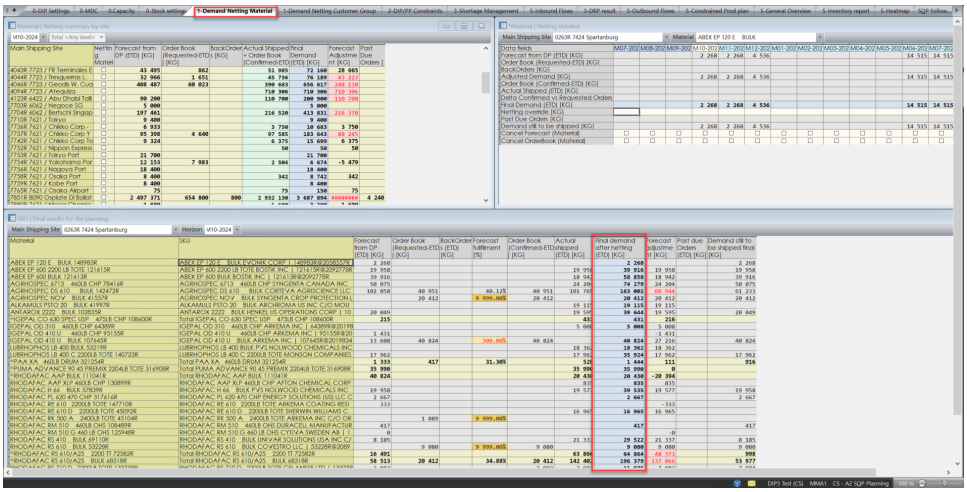

You can use this specific Grid view to help the monitoring (<Make sure you have **disconnect** user right **simulation**>)

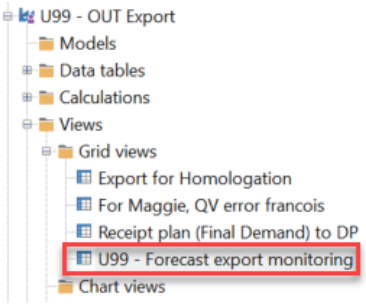

In **MD63**, please fill the Plant/Material and the month to check.

Screenshots:

U99 - Forecast export monitoring

4004R 6422 Clamecy | S&OP Validated - Final Demand ETD Sourced [KG]

30908 / 24 / 168x1		Horizon											
Material	SKU	M10-2024	M11-2024	M12-2024	M01-2025	M02-2025	M03-2025	M04-2025	M05-2025	M06-2025	M07-2025	M08-2025	M09-20
10386R UVINOX 1494 METAL DRUM 170 KG	10386R@2048295R												
	10386R@2064726R		2 720	2 720									
	Total 10386R UVINOX 1494 METAL DRUM 170 KG		2 720	2 720									
10454R RHODIASOLV RPDE FUTS METAL 225 KG	10454R@2000369R	18 000	18 000	36 000	2 454		18 000	18 000	18 000	18 000	18 000	18 000	18 0
	10454R@2097215R			0	18 000							18 000	
	10454R@53209R												
	10454R@62037R				388	2 566	2 842	2 720	2 810	2 720			
	Total 10454R RHODIASOLV RPDE FUTS METAL 225 KG	18 000	18 000	36 000	20 842	2 566	20 842	20 720	20 810	20 720	18 000	36 000	18 0
10455R RHODIASOLV RPDE BULK	Total 10455R RHODIASOLV RPDE BULK	803 207	679 000	630 283	607 887	726 044	887 707	761 112	702 219	842 393	702 945	576 741	882 7
10467R RHODIASTAB 55 P / CARD	Total 10467R RHODIASTAB 55 P / CARDBOARD BOX 25 KG	100 000	31 166	69 112	77 972	68 034	93 871	116 288	88 077	113 262	84 566	71 338	99 2
105207R RHODIBLOC RS 900KG IB	Total 105207R RHODIBLOC RS 900KG IBC CONTAINER	19 800	17 100		16 639		16 638	1 187	1 226	19 100	22 738	6 538	14 6
108536R REPELOTEX SRP 6 48.5LB	Total 108536R REPELOTEX SRP 6 48.5LB CART	3 696	2 000			3 698		500	1 849	2 849	4 696	500	4 1
109637R MIRAPOL SURF-S 480PF PL	Total 109637R MIRAPOL SURF-S 480PF PLASTIC DRUM 200KG						281				817		
110051R MIRAPOL HSC 300 1000	Total 110051R MIRAPOL HSC 300 1000KG/2204LB TOTE	6 000	2 000	3 000				1 667	1 667	1 667	1 667	1 667	1 6
110249R MIRAPOL AT 1 1000KG/	Total 110249R MIRAPOL AT 1 1000KG/2204LB TOTE		5 000					1 319	1 362	1 319	674	674	6
111755R CO-FLAKE HZ 2% ACTIVE	Total 111755R CO-FLAKE HZ 2% ACTIVE CONT SOUPLE 850 K	42 500	34 000	17 000	34 000	34 000	36 429	27 200	23 800	34 000	24 114	24 114	45 2
111791R MIRAPOL PQ 74 FUT PLAS	Total 111791R MIRAPOL PQ 74 FUT PLASTIQUE 200KG		12 000		3 200	8 400	3 200	8 000			12 000		12 6
112069R ALBRITECT CP 40 25 KG P	Total 112069R ALBRITECT CP 40 25 KG PLASTIC DRUM	200	150	62	69	62	69	228	324	198	100	150	1
112350R WETTOL NT 1 BULK	Total 112350R WETTOL NT 1 BULK		23 000	23 000			43 000	25 776	17 224		14 489	14 489	14 6
115293R ALBRITECT CP 40 IBC 115	Total 115293R ALBRITECT CP 40 IBC 1150KG		1 150					379	392	379	1 150		
120260R RHODIASOLV STRIP 1000	Total 120260R RHODIASOLV STRIP 1000 KG IBC			9 000	9 000			9 330	340	330	9 000		
120912R RHODIASOLV POLARCLE	Total 120912R RHODIASOLV POLARCLEAN 200L/215KG DRU					860		48	48	48	3 402		
121642R MIRAPOL SURF-S 110 1000	Total 121642R MIRAPOL SURF-S 110 1000 KG PLASTIC CONT	6 000	6 000	2 000	2 000		2 000	1 830	830	1 830	830	4 259	8
126036R RHEOMER 33 200 KG DRU	Total 126036R RHEOMER 33 200 KG DRUM	33 000	48 000		46 667	21 667	43 333	16 250	16 250	32 500	13 000	26 000	26 6
126938R MIRAPOL SURF-S 480PF 10	Total 126938R MIRAPOL SURF-S 480PF 1000KG IBC	16 000	2 000					2 000		2 334	1 424	20 924	6
129187R MIRAPOL SURF-S 310 200	Total 129187R MIRAPOL SURF-S 310 200 KG PLASTIC DRUM		400					533	533	533	107	107	1
129201R RHODIASOLV MATCH 11	Total 129201R RHODIASOLV MATCH 111 200 KG DRUM												
129664R MIRAPOL SURF-S-310 1000	Total 129664R MIRAPOL SURF-S-310 1000KG IBC	1 000	0		1 000		1 000	667	667	667	827	1 827	1 8

DIP3 Test (CS) MMA1 Start 100 %

Planned indep.reqmts Edit Goto Settings Environment WP1 (1) 400

SAP Plnd Ind. Reqmts Display: Schedule Lines

More

Planning start 01.10.2024 Planning End 05.12.2025

Table Items Sched. Lines

Material 10454 RHODIASOLV RPDE FUTS METAL 225 KG

Plant 4004 Reqmts type ZMC Version/active 00 / ☑ Reqmts Plan DYNNVWW00

Plan Qty 209.832 KG MRP Area

P.	ReqmtDate	Planned qty	Spl.	S	Withdrawal Qty	PVer	BOMExpNo	StandardVal.	T	Hi
D	31.10.2024				18.000					☑
D	31.12.2024	36.000								☑
D	31.01.2025	18.000								☑
D	31.03.2025	18.000								☑
D	30.04.2025	14.979								☑
D	31.05.2025	14.979								☑
D	30.06.2025	32.979								☑
D	31.07.2025	14.979								☑
D	31.08.2025	14.979								☑
D	30.09.2025	14.979								☑
D	31.10.2025	14.979								☑
D	30.11.2025	14.979								☑

#3	Communication	Send an email to the DIP3 users	to: sco-dynasysusersdip3@syensqo.com title : DynaSys monthly update CS Text : Dear All, The monthly update is done. You can now connect into DIP. SAP data will not be updated until the end of the netting process on the 4th of the current month. **Verify the date each month ! => corresponds to the** Next SAP data update takes place after S&OP validation on the 11th of the current month. **Verify the date each month ! => corresponds to the day a** The remaining SAP data updates will take place every Saturday until the end of the current month. Regards. *In case of 1st of the month is a Saturday or a Sunday, add this information* "blocked URLWarning ! Please note that the End of months stocks will be updated only tomorrow. " DynaSys - 2025 SOP Calendar => Example for Nov 2024, 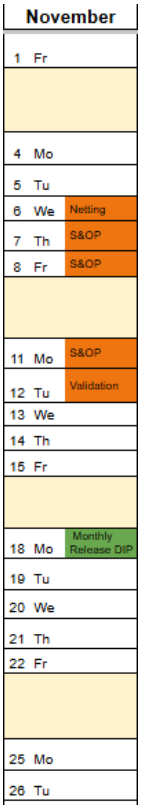 Email Example, blocked URL
PART III	**Checks to do after the validation of S&OP**		
Step	**What to check?**	**Where to check?**	**How to check?**

#1	Check the archive of S&OP Validation archive +1 day after the S&OP Validation		• Check if the archiving is done correctly => to create a view with the date of archiving (calculation to be added in the sequence) Z800 should be equal to S&OP Validation of Month M for M+1 Archive template BUDGET REFERENCE MONTHLY ARCHIVE PURCHASING PRICE S&OP VALIDATION S&OP VALIDATION N°01 (10/11/2024) S&OP Validated - Actual Consumption // Dependent requirement - S&OP VALIDATION N°01 (10/11/2024) S&OP Validated - Actual Production // Proposed Production Plan - S&OP VALIDATION N°01 (10/11/2024) S&OP Validated - Actual Receipt // Proposed Receipt Plan - S&OP VALIDATION N°01 (10/11/2024) S&OP Validated - Actual Shipped // Independent Requirement - S&OP VALIDATION N°01 (10/11/2024) S&OP Validated - Backorders - S&OP VALIDATION N°01 (10/11/2024) S&OP Validated - Final Demand ETD - S&OP VALIDATION N°01 (10/11/2024) S&OP Validated - Final Demand ETD Sourced - S&OP VALIDATION N°01 (10/11/2024) S&OP Validated - Inbound Flows - S&OP VALIDATION N°01 (10/11/2024) S&OP Validated - OrderBook Confirmed - S&OP VALIDATION N°01 (10/11/2024) S&OP Validated - OrderBook Requested - S&OP VALIDATION N°01 (10/11/2024) S&OP Validated - Outbound Flows - S&OP VALIDATION N°01 (10/11/2024) S&OP Validated - Past Due Orders - S&OP VALIDATION N°01 (10/11/2024) S&OP Validated - Projected Inventory - S&OP VALIDATION N°01 (10/11/2024) S&OP Validated - Safety Stock DIP - S&OP VALIDATION N°01 (10/11/2024) S&OP Validated - Shipping plan - S&OP VALIDATION N°01 (10/11/2024) S&OP Validated - Total all Stock - S&OP VALIDATION N°01 (10/11/2024) S&OP Validated - Transit Inventory - S&OP VALIDATION N°01 (10/11/2024) S&OP VALIDATION N°02 (09/12/2024) S&OP VALIDATION N°03 (08/26/2024) S&OP VALIDATION N°04 (07/11/2024) S&OP VALIDATION N°05 (06/12/2024) S&OP VALIDATION N°06 (05/13/2024) SOIP SIMULATIONS

Check list:

> This check list is used internally by functional team to track & trace the monitoring.
>
> It is saved in GDrive for further archiving.