

SyDatalab features

Content:

- SyDatalab features
- Data Visualization modules
 - Table
 - Bar chart
 - Scatter plot
- Filters
 - Text filters
 - Numerical filters
 - Date filters
 - Filters common features
 - Active filter identification
 - Clear
 - Include/Exclude empty values
 - Contained in

SyDatalab features

SyDatalab allows you to visualize and analyze your data using different modules.

Data Visualization modules

Data can be visualized on:

- a table
- a bar chart
- a scatter plot

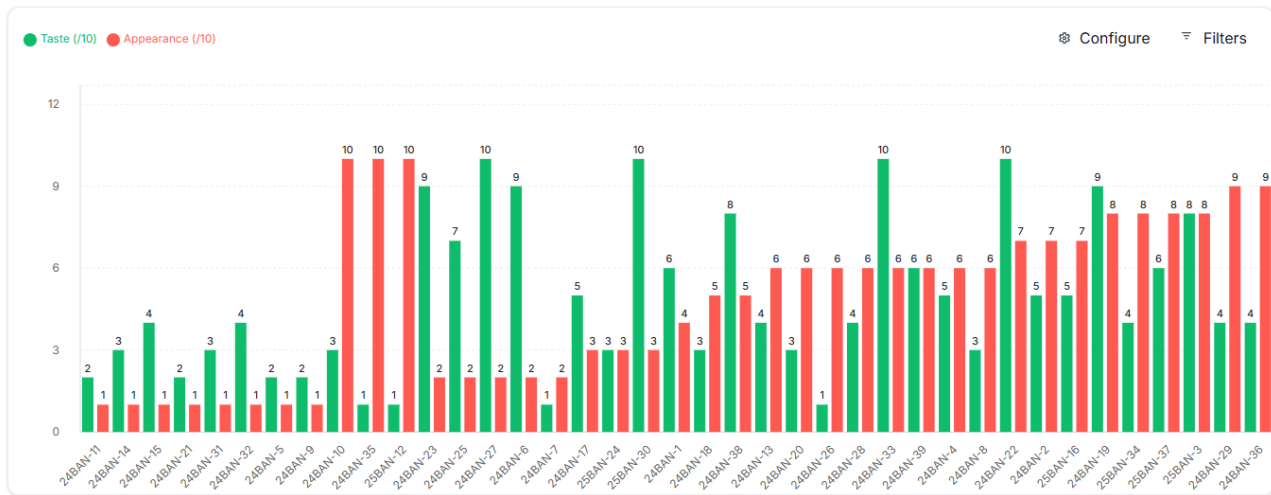
Table

Cake code ↓	Chef ↓	Cake type ↓	Sugar (g/100g) ↓	Total fat (g/100g) ↓	Protein (g/100g) ↓	Ingredient ↓	Quantity (%) ↓
24BAN-21	Mary	Banana bread	21.11587356	27.25571458	7.356383794	Dark chocolate	20.96057852
						Milk chocolate	19.48989198
						Water	0.3238829948
						Caramel flavor	1.223393178
						Vanilla extract	0.5954045255
						Yellow coloring	0.7263377982
						Powdered sugar	16.34495099

Available configurations:

- Manage columns:
 - Select the columns you want to view in the table.
 - Modify the order of the columns
- Alphabetically or counter-alphabetically sort the table on any column.

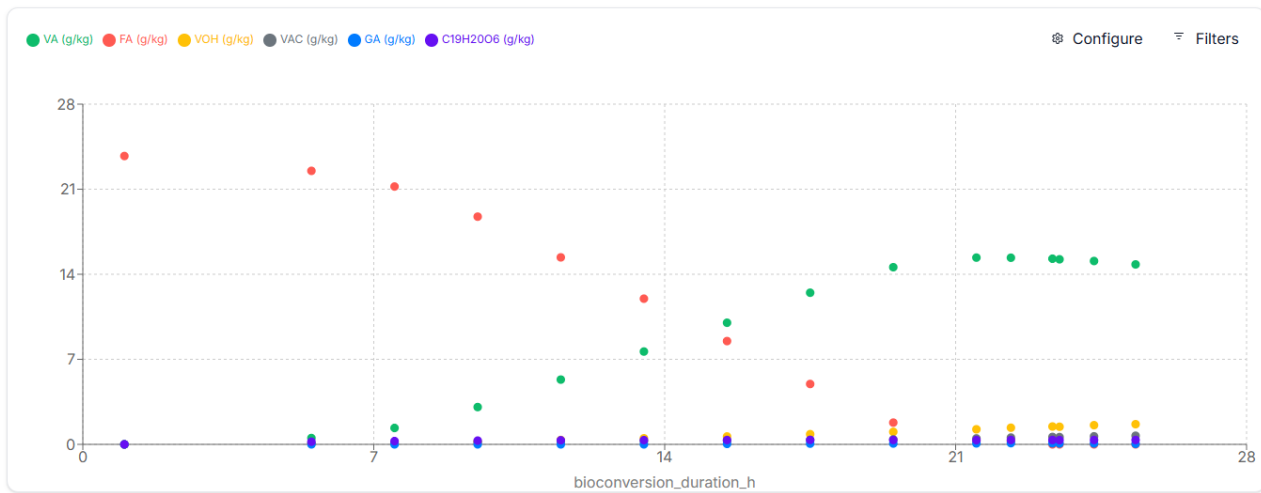
Bar chart



Available configurations:

- X-axis: select one x-axis.
- Y-axis: select one or several y-axis.
- Show values: choose to display (or not) the values above the bars.

Scatter plot



Available configurations:

- X-axis: select one x-axis.
- Y-axis: select one or several y-axis.
- Group by: select the attribute by which you want to group the values by. The points will be colored depending on this attribute's values.
- Line type: select whether you want to view markers, line or line with markers.

Filters

Filters can be used in order to reduce the amount of data displayed on **all modules at once** or on **each specific module**. Most of the filters' features are common to all filters, but depending on the nature of the data, the filter type will be different.

Text filters

Select the values you want to view in the visualization modules.

Cake code

Please select

Search

Select All

24BAN-1

24BAN-10

24BAN-11

24BAN-13

24BAN-14

Exclude empty values

Numerical filters

Select a range by moving the dots or by typing the minimal and maximal values. Only data part of this range will be visible in the visualization modules.

Sugar (g/100g)

Please Select

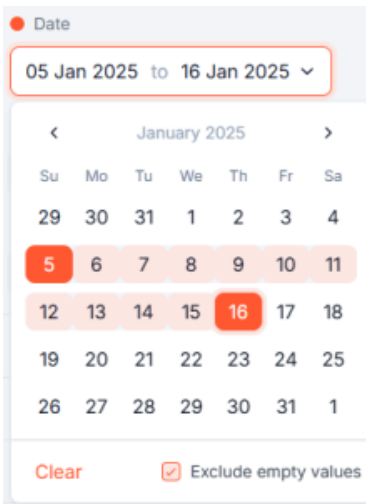
Min Max

10 41

Exclude empty values

Date filters

Select a date range by selecting start and end dates. Only data part of this date range will be visible in the visualization modules.



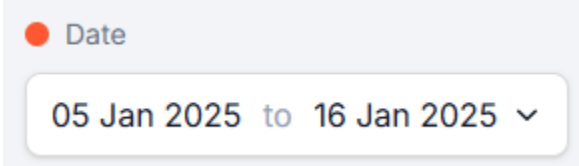
Filters common features

- **Active filter identification**

An active filter, i.e. a filter that is currently used, is impacting the data that is displayed in the visualization modules.

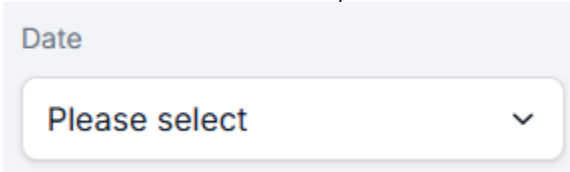
When a filter is active:

- An orange dot is visible at the left of its name.
When a filter is not active, there is no dot.
- The selected range or data is visible when the dropdown is closed.



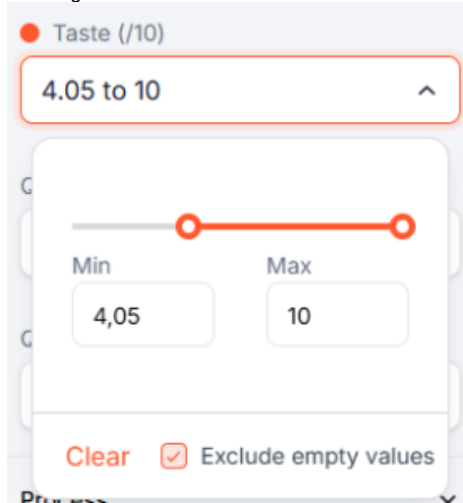
When a filter is not active:

- There is no visual indicator next to its title
- "Please select" is visible when the dropdown is closed.



- **Clear**

A filter can be individually cleared using the "Clear" button at the bottom of the filter. Clearing a filter will set it as inactive.



All filters can be cleared at once using the "Cancel all the filters" button at the top of the filter section.

Filters

Cancel all the filters

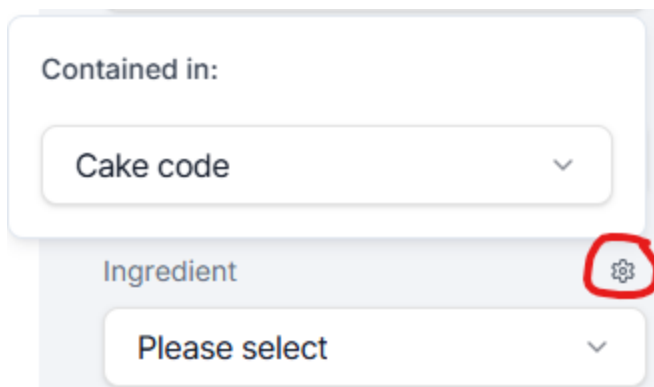
- **Include/Exclude empty values**

You can choose to exclude or include results having no values by checking/unchecking the "Exclude empty values" box at the bottom of each filter.

By default, as soon as you select a value or a range, the empty values will be excluded (the checkbox will automatically be checked). You can then decide to include or exclude the empty values.

Exclude empty values

- **Contained in**



Available only when filtering on individual modules (graphs, table).

This features allows to view all the attribute data contained in another attribute for the rows matching the filter.

Example: I want to view all the ingredients **contained in** cakes having Cherry.

In Ingredient filter, cherry is selected. **Contained in is set to "Cake"**.

The app will display **all the ingredients** for the **cakes** that are **containing cherry**.

If containing is not used: The app will display all the **rows** having **Cherry as ingredient**. The full recipes of the cakes are **not** be visible.