

Prepare Segmented P&L's

Domain: Transfer Pricing

Responsibility area: Tangible Goods

Table of contents

1. Objective and Scope
 - 1.1. Objective of this Operation
 - 1.2. Scope
2. Definitions
3. Tasks description
 - 3.1. I create and run the monitoring process in PAPM following the PAPM Guidelines and information received during the premonitoring team meeting
 - 3.2. I analyze the PL through the BW template
 - 3.2.1. I update the BW template provided during the pre-monitoring team meeting
 - 3.2.2. I perform minimum the following checks in the PL Output table
 - 3.3. I analyze the amounts in the PL or SAP and if correction is needed, I follow the PAPM Guidelines
4. I finalize and archive the PL in AO Docs

1. Objective and Scope

1.1. Objective of this Operation

The objective of this operation is to prepare segmented P&L's so the company's Transfer Pricing information can be analyzed, and adjusted when necessary, ensuring Arm's Length compliance.

1.2. Scope

All companies monitored by Transfer Pricing Team

2. Definitions

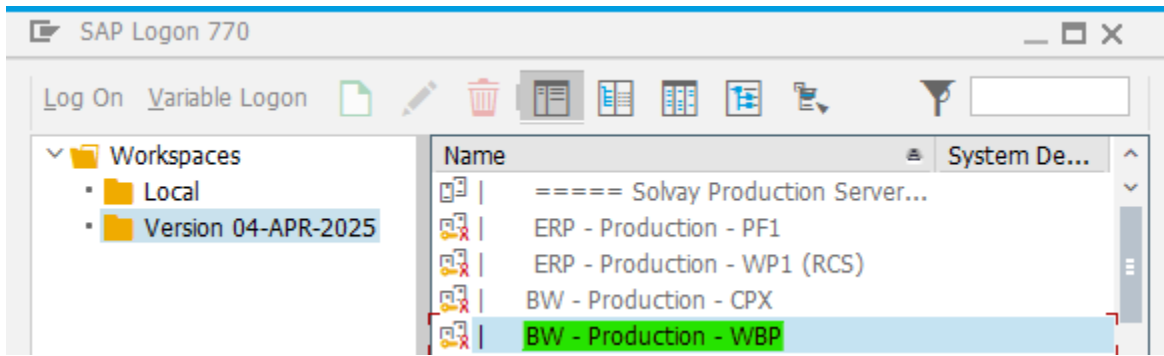
See Finance Glossary:

- [CAM](#)
- [GBU](#)
- [P&L](#)

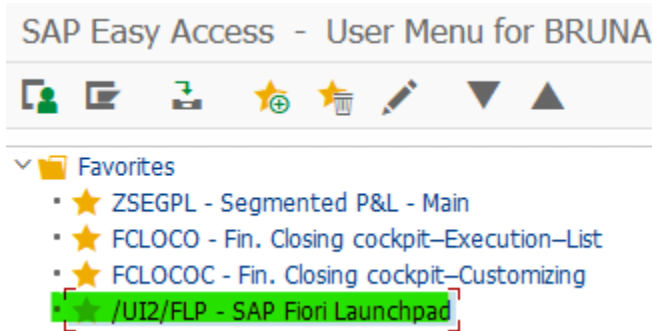
3. Tasks description

3.1. I create and run the monitoring process in PAPM following the [PAPM Guidelines](#) and information received during the pre-monitoring team meeting

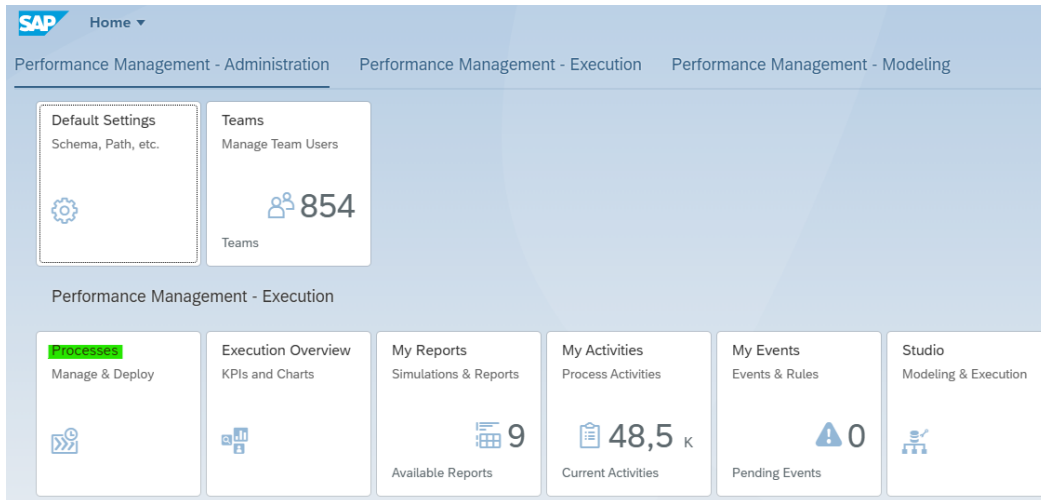
Access the WBP environment in SAP:



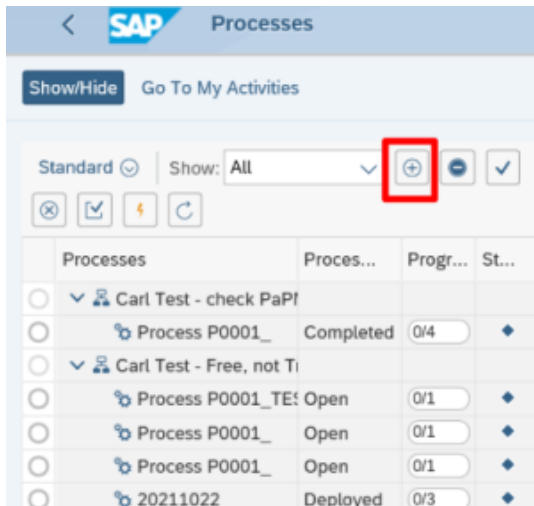
Append the tcode /UI2/FLP in your favorite, and run it:



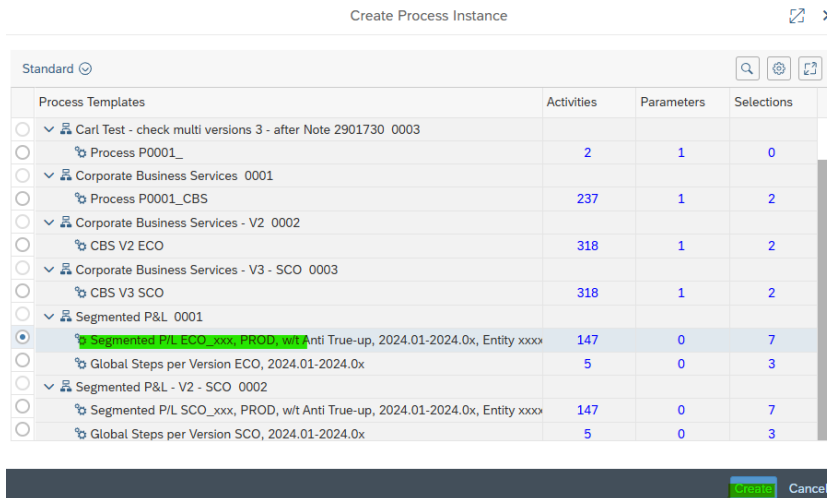
Click in "Processes":



Create a new process instance via this button:



Choose the Segmented P/L, and click Create button



Specify the process ID, and description, keeping in mind the following rules:
 this process ID is technical, to organize the steps for each Process instance
 finally, the process ID is not visible for end user when accessing the Segmented P/L

Proposed Process ID naming rule

- Process ID: **XYMMSS**, just to ensure unique ID in the PaPM Environment.
 - **X** standard for the user,
 - G for Annamaria Gati,
 - B for Beatriz Caetano,
 - M for Catarina Martins,
 - T for Catarina Tome,
 - Q for Jorge Quaresma,
 - L for Lays Monteiro,
 - S for Nathan Saunders,
 - P for Manuel Pinto Santos,
 - A for Rafael Andrade
 - D for Rita Ribeiro,
 - R for Rui Raposo,
 - C for Tiago Costa,
 - H for Hugo Vinagre
 - E for Leticia Souza
 - U for Bruna Colaço
 - Z for Carl Zeng,
 - **YYMM** is the ending period of Segmented PL
 - **SS** is the Serial Number to avoid duplicate.

Process Description naming rule



- Published Process Description:
 - 'Segmented P/L **XXX**, PROD, w/t Anti True-up, 2021.01-2021.03, **free text**'
 - **XXX** is the first name (or short name) of the user, like **Anna** or **Rui**
 - **Free text** is to describe the entities scope,
- Published Process Description with Anticipated True-up:
 - 'Segmented P/L **XXX**, PROD, **w** Anti True-up, 2021.01-2021.03, **free text**'
 - **XXX** is the first name (or short name) of the user, like **Anna** or **Rui**
 - **Free text** is to describe the entities scope,
 - **w** means the process run **with** Anticipated True-up entries. (so it will include the entries with value **YES** at field 'Is Anticipated True-up?' from tables 'upload one-side adjustment' / 'upload Local GAAP'.
- Testing Process Description:
 - 'Segmented P/L **XXX**, TEST, , w/t Anti True-up, 2021.01-2021.03-**T01**, **free text**'
 - **T01** is the suffix of Version Number, only required when it's testing Version.

Following the above rules, according to your needs, the Process ID and Description will look like this:

Process ID and Description 🔗 ✕

Process	Description
U250301	Segmented P/L ECO_ BRUNA , PROD, w/t Anti True-up, 2025.01-2025.03 , Entity 0270

👉 Creates Cancel

Below skip

Generate new Report 🔗 ✕

Generate new Report?

Environment ID:

Environment:

Version:

Report ID:

Report:

Is Private:

Generate Skip

Click below to edit the selection (parameters)

SAP Processes

ShowHide Go To My Activities

Standard Show: All

Processes

Processes	Proces...	Progr...	St...	Start...
<input type="radio"/>	Margin Rep V2 A1	Suspend...	0182	
<input type="radio"/>	Margin Rep V2 A3	Suspend...	0182	
<input type="radio"/>	Margin Rep V2 A4	Deployed	1/182	
<input type="radio"/>	CBS V2 SP12 TEST	Deployed	0182	2021.0...
<input checked="" type="radio"/>	Segmented P&L 0001			
<input type="radio"/>	Segmented P&L	Deployed	012	2022.0...
<input type="radio"/>	Segmented P&L APF Open		010	2022.0...
<input type="radio"/>	Segmented P&L Car Open		017	2022.0...
<input type="radio"/>	Segmented P&L Car Deployed		017	2022.0...
<input type="radio"/>	Segmented P&L - AF Open		017	2022.0...
<input type="radio"/>	Segmented P&L - An Deployed		017	2022.0...
<input type="radio"/>	Segmented P&L APF Deployed		017	2022.0...
<input type="radio"/>	Segmented P&L Open		017	2022.0...
<input type="radio"/>	Segmented P&L CTI Deployed		017	2022.0...
<input type="radio"/>	Segmented P&L APF Deployed		017	2022.0...
<input type="radio"/>	Segmented P&L Car Deployed		019	2022.0...
<input type="radio"/>	Segmented P&L Car Open		019	2022.0...

Segmented P/L Carl 2018 V02

Activities (27) Parameters (0) Selection (3)

Standard

Field	Description	Selection	
<input type="radio"/>	CALMONTH	Calendar Year/Month	201801..201812
<input type="radio"/>	CALMONTH2	Extra Period for PYA posted in Yr N+1	201801..201803
<input type="radio"/>	YTVERSION	Version	2018.01-2018.12-VXX

Save

Segmented P/L ECO_BRUNA, PROD, w/t Anti True-up, 2025.01-2025.03, Entity 0270

Activities (147) Parameters (0) Selection (7)

Standard

Field	Description	Selection	
<input type="radio"/>	CALMONTH	Calendar Year/Month	202501..202503
<input type="radio"/>	CALMONTH2	Extra Period for PYA posted in Yr N+1	202602..202604
<input type="radio"/>	YTCBSVER	CBS Version	2412002
<input type="radio"/>	YTINCRUP	Include Anticipated True-up?	NO
<input type="radio"/>	YTPRDORTS	PROD or TEST?	PROD
<input type="radio"/>	YTPRSCYWR	PRS Company w. Ref	0270
<input type="radio"/>	YTVERSION	Segm PL Version	2025.01-2025.03

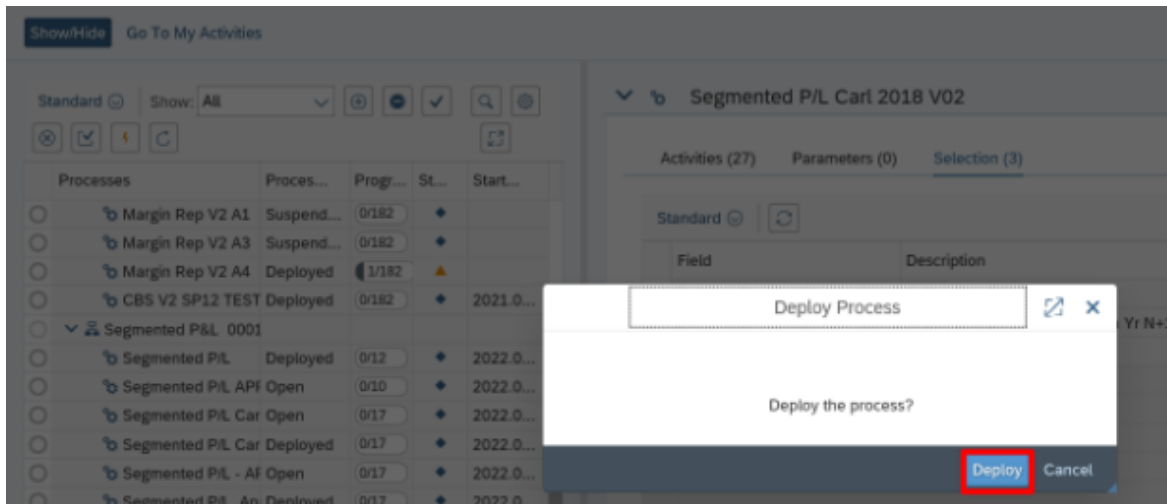
Don't forget to Save it.
Finally you need to Deploy it:

ShowHide Go To My Activities

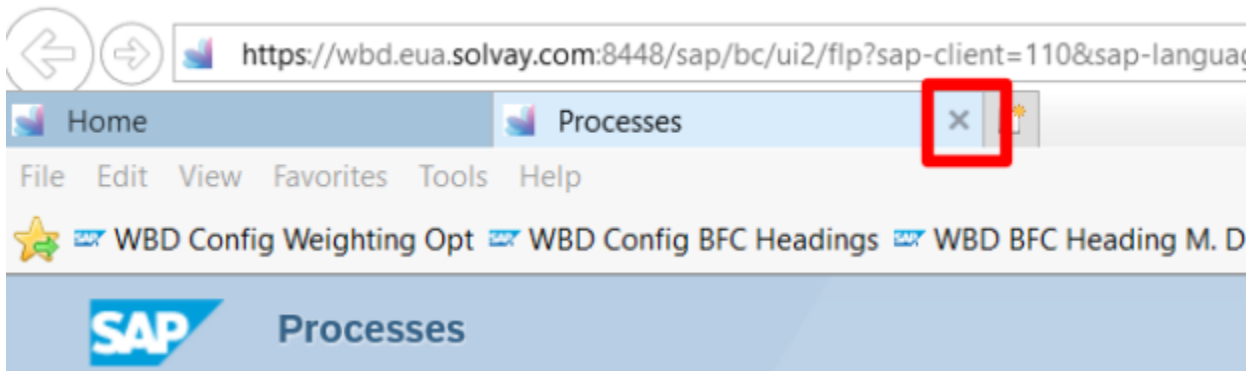
Standard Show: All

Processes

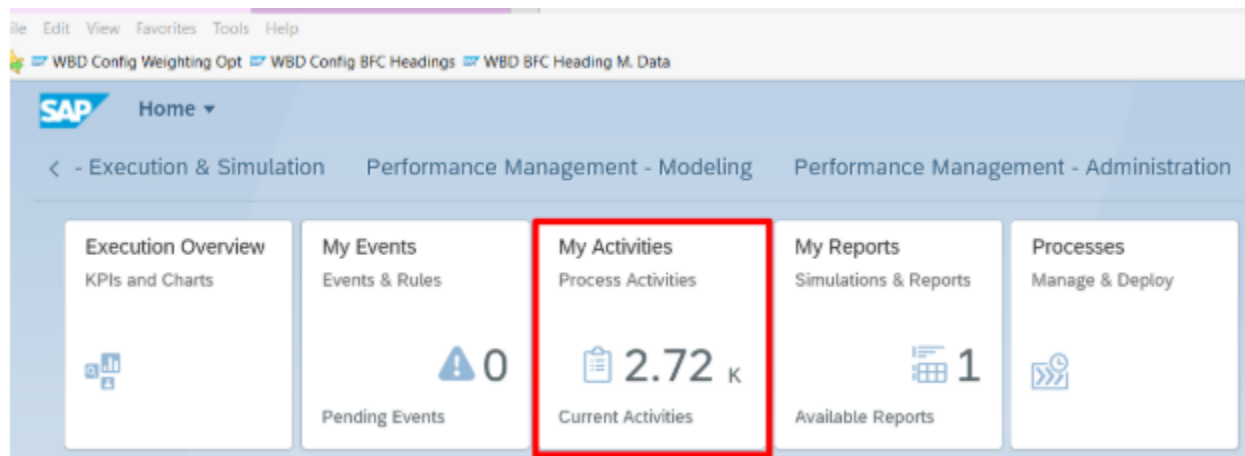
Processes	Proces...	Progr...	St...
<input type="radio"/>	Margin Rep V2 A1	Suspend...	0182
<input type="radio"/>	Margin Rep V2 A3	Suspend...	0182
<input type="radio"/>	Margin Rep V2 A4	Deployed	1/182
<input type="radio"/>	CBS V2 SP12 TEST	Deployed	0182
<input checked="" type="radio"/>	Segmented P&L 0001		
<input type="radio"/>	Segmented P&L	Deployed	012
<input type="radio"/>	Segmented P&L APF Open		010
<input type="radio"/>	Segmented P&L Car Open		017
<input type="radio"/>	Segmented P&L Car Deployed		017
<input type="radio"/>	Segmented P&L - AF Open		017
<input type="radio"/>	Segmented P&L - An Deployed		017
<input type="radio"/>	Segmented P&L APF Deployed		017
<input type="radio"/>	Segmented P&L Open		017
<input type="radio"/>	Segmented P&L CTI Deployed		017
<input type="radio"/>	Segmented P&L APF Deployed		017
<input type="radio"/>	Segmented P&L Car Deployed		019
<input type="radio"/>	Segmented P&L Car Open		019
<input checked="" type="radio"/>	Segmented P&L	Open	019



Close the 'Process' Tab:

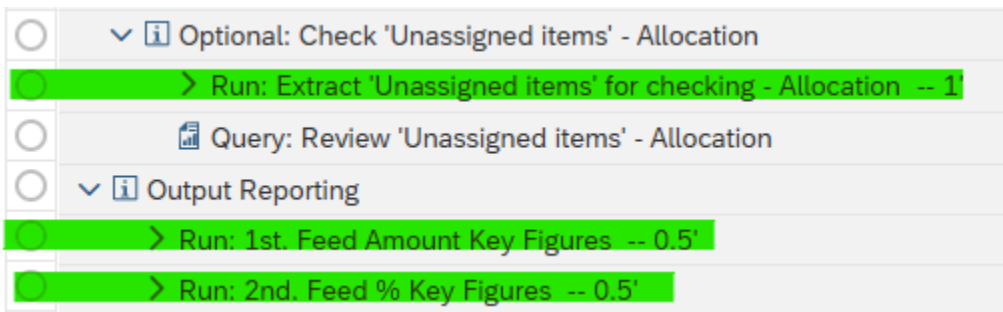


Now, to Run the process, go to the main menu, click in "My Activities":



Pick the Process instance you created, select the item that you need to run and click "run":

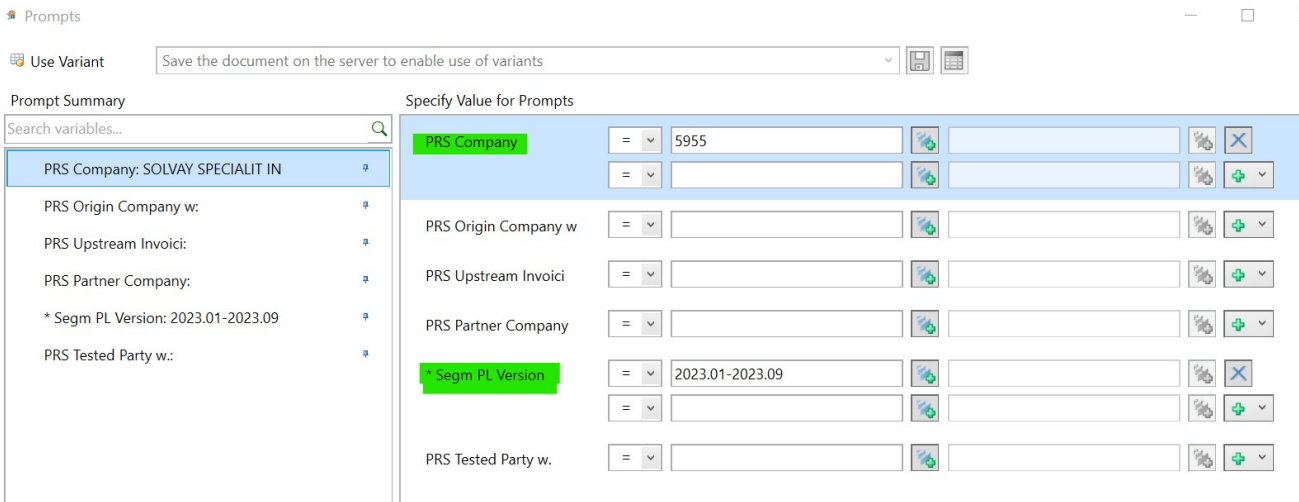
It's necessary to wait an activity finish so you can run another.
For this procedure, it is going to be necessary to run the following activities:



If an error occurs, please investigate it. The [User Manual for Error Message](#) may help.

3.2. I analyze the PL through the BW template

3.2.1. I update the BW template provided during the pre-monitoring team meeting



3.2.2. I perform minimum the following checks in the PL Output table

- Is there negative Revenue?

- Is there positive SG&A (only for tangible goods transactions)?
- Are there unallocated amounts above 100k EUR (i.e. TP Transaction Type=#)

	A	B	C	D	E	F	G	H	I	J	K	L
	TP Transaction Type	Upstream Invoicing Co	Upstream Invoicing Co Name	PRS Partner Company	PRS Partner Company Name	Profit Level Indicator	Revenue	COGS	Other COGS (F)	Gross Margin	SG&A (F)	EBIT
12	AGENCY_COM	#	#	7734	CYTEC INDUSTRIES B	MBU	2 057	0	-2 021	36	-186 901	-186 865
14	C+MANUF	5955	SOLVAY SPECIA	5782	SOLVAY SPOL US	COST+	1 014 897 430	-356 218 228	-221 302 188	437 367 014	-171 710 946	265 656 067
15	C+MANUF	5955	SOLVAY SPECIA	5835	SOLVAY SPOL IT	COST+	1 113 396	-694 580	-271 167	147 650	-188 378	-40 728
93	#	#	#	#	#	#	0	0	-0	-0	-18 123 344	-18 123 344
401												
402												

3.3. I analyze the amounts in the PL or SAP and if correction is needed, I follow the [PAPM Guidelines](#)

4. I finalize and archive the PL in [AO Docs](#)

