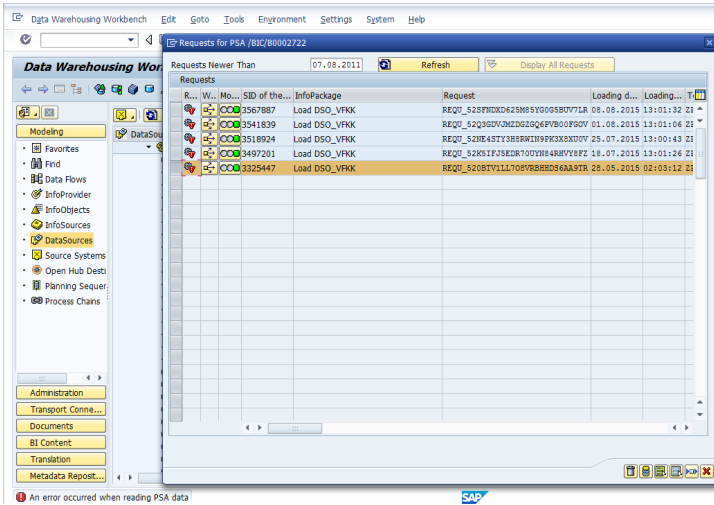


How to Remove Error PSA

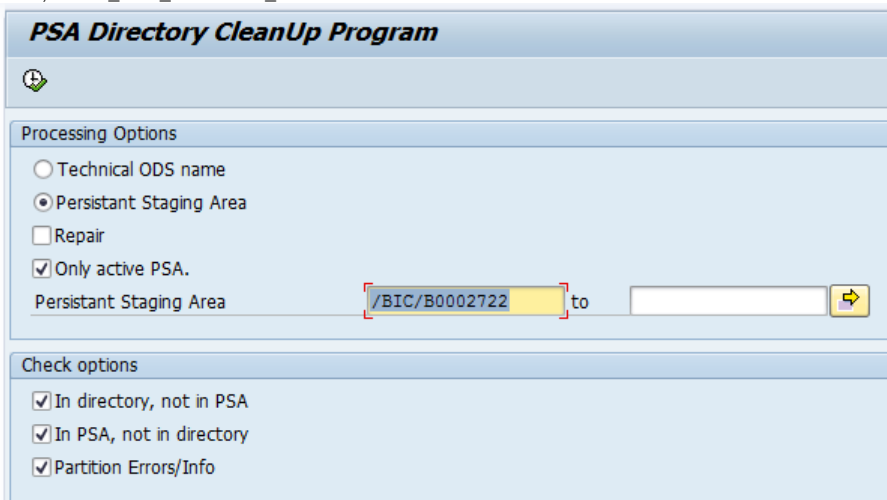
When the process chain or manually removing PSA is error because of internal error or when reading PSA data is error like picture below.

It may be because of inconsistent in table RSTSODSPART

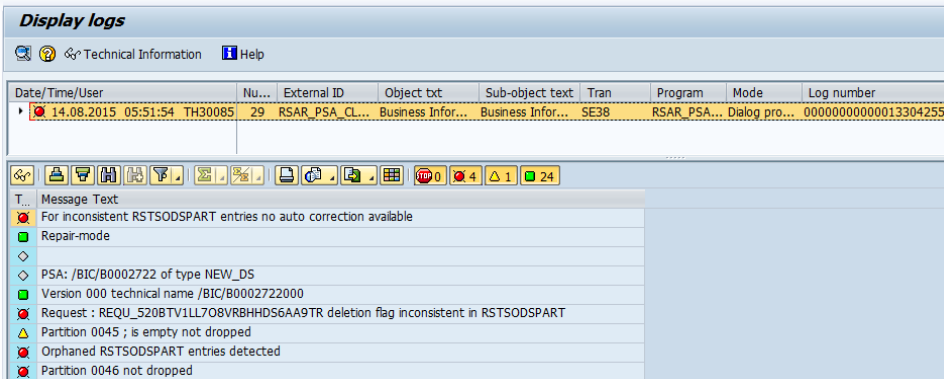


Solution

1. SE38; RSAR_PSA_CLEANUP_DIRECTORY



2. Enter the PSA table that you want to fix without repair option in order to fix first
3. If the reason of error is inconsistent in table RSTSODSPART, it can be fixed by this program



4. Go back and mark flag 'Repair' and execute again

The screenshot shows the 'Display logs' window in SAP. The window title is 'Display logs' and it includes a 'Technical Information' icon and a 'Help' button. Below the title bar is a table with the following columns: Date/Time/User, Nu..., External ID, Object txt, Sub-object text, Tran, Program, Mode, and Log number. The table contains one entry: 14.08.2015 05:51:54 TH30085, 29, RSAR_PSA_CL..., Business Infor..., Business Infor..., SE38, RSAR_PSA..., Dialog pro..., and 0000000000013304255. Below the table is a toolbar with various icons for actions like print, zoom, and search. A large text area labeled 'Message Text' is currently empty. At the bottom of the window, a status bar displays the message: 'Request REQU_5208TV1LL70BVRBHHS6AA9TR deleted from PSA; RSREQICOD5 entry also deleted' and the SAP logo.

5. The PSA request will be deleted from the PSA table.