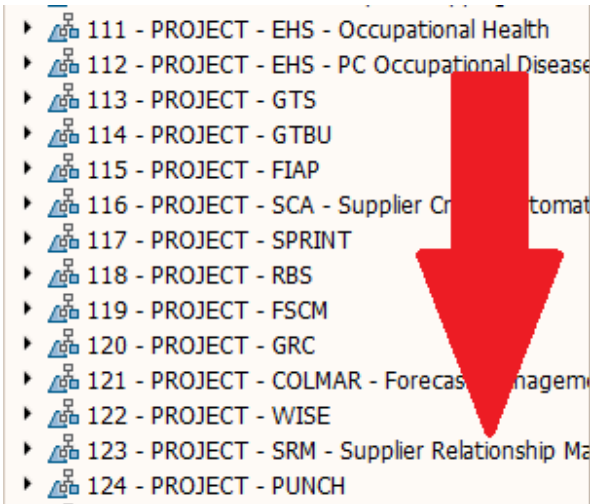


# How to organize Display Component (DICO) in RSPC

Display Component (equivalent of InfoArea for Process Chain) should be sorted by increasing order

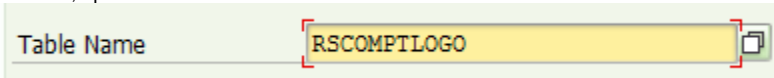


In WBQ/P environnement, due to release of transport order, it should occur that Display Component won't be sorted in correct order (for example 121,120,122,124,123 ... and so on)

To re-organize the display component, the easiest way is to open the RSCOMPTLOGO and transport the whole table (that will also include the RSCOMPTLOGOT for the text)

Assuming that all Display Component are already sorted in WBD:

1. In SE16, open table **RSCOMPTLOGO**

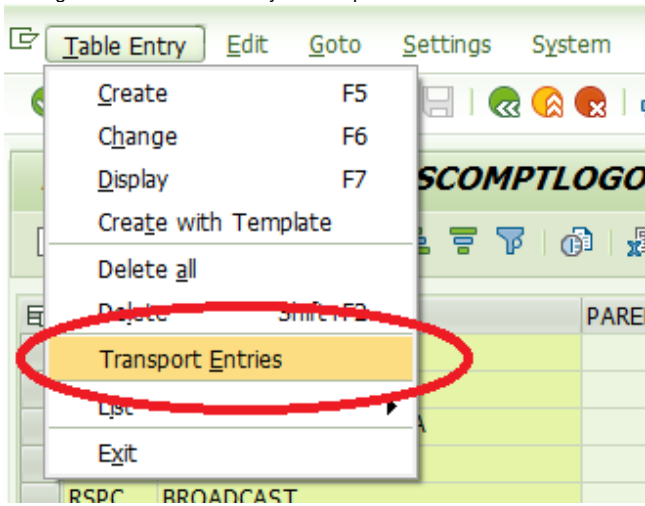


2. Select all entries (red circle)

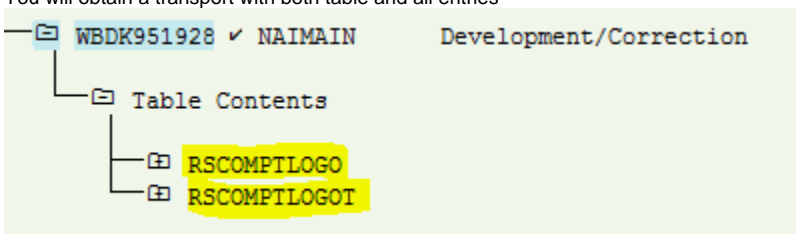
**Data Browser: Table RSCOMPTLOGO Select Entries 76**

LOGO	APPLNM	PARENTNAME	CHILDNAME
RSPC	LOPM		PM_MECAÑO
	99_GSV_RELOAD		
RSPC	ACETOW_PM_TR_DATA		
RSPC	ATTR_DAILY		
RSPC	BROADCAST		
RSPC	COMP_APO_FULL	PC_SD_OBAS	
RSPC	COMP_DPS_PC		
RSPC	COMP_GLOBAL_SALES		PC_GLOBAL_SA
RSPC	COMP_IMEP		SUBCHAINS NOI
RSPC	COMP_IMEP_01	COMP_IMEP	

3. Then go in menu > Table Entry > Transport Entries



4. You will obtain a transport with both table and all entries



5. Just release and transport tables to finish reorganization.