

BW RTR - Profit and Loss (P&L) + Integrated Margin (IM) (WBP) /\ obsolete /\



The new wiki link for this data flow is here:

[Technical Documentation - RTR - Profit and Loss \(P&L\) + Integrated Margin \(IM\) \(WBP\)](#)

Please update the doc there and no longer here.



- General presentation
 - Objective of the application
 - P&L
 - IM
 - Solstice
 - Usage information
 - History
- Roles & Access
 - Roles and access
 - Authorisation objects
- Dataflow presentation
 - Overview
 - P&L
 - IM
- Functional and Technical rules on Workbench + Reporting
 - Rules & Explanations
 - Functional rules
 - COPA flows
 - Rhodia legacy
 - Solvay legacy data (PQ1 based solution)
 - BFC Data
 - BFC data are used in 1 Core query : BW_BW_QRY_MVCOPA01_0003
 - If the month of analysis is after SPIN OFF
 - <--- 08/2023 : PO2 Project
 - CICC
 - Below Gross Margin
 - Non ERP companies
 - Systems involved
 - Organisation
 - Technical rules
 - P&L WP1
 - Solstice (WP1)
 - P&L PF1
 - BFC
 - Non-ERP
 - PQ1
 - Glossary
 - Presentation
 - Specific rules
 - GM Flow
 - PCA Flow : DPCOPA11 -> DBCOPA15
 - PCA Flow : DBCOPA15 -> DBCOPA14
 - Integrated Margin (IM)
 - LER Determination
 - IM Unit cost determination
 - Transport Costs & Duties
 - Case 1: WP1 - No LER No Trading Plant
 - Case 2: WP1 - No LER Trading Plant
 - Case 3: WP1 - LER
 - Case 4: PF1
 - PF1 IM flow particularities:
 - Allocation of internal logistic costs in IM (DBCOPA28 and DBCOPA36):
 - Percentage of allocation:
 - R1291C - Integrated Logistics costs - variable (TIERS)
 - Case 5: Non ERP
 - Case 7: Sales in PF1, Production in WP1
 - Dependencies with other applications
- Data loadings
 - Info providers and objects loaded
 - Loading frequency
 - flag intra gbu decision variant:

- IM PF1 decision variants:
 - Average performance
 - Record Keeping
 - Reporting
 - Queries End User Documentation
 - Main queries
 - Main functionalities
 - Broadcast
 - Maintenance
 - Known bugs
 - Recurring procedure
 - Planned Evolution

General presentation



The new wiki link for this data flow is here:

[Technical Documentation - RTR - Profit and Loss \(P&L\) + Integrated Margin \(IM\) \(WBP\)](#)

Please update the doc there and no longer here.



Objective of the application

P&L

P&L application p

rovides repor

ts fully aligned with BFC structure (BFC Headings) down to REBIT/REBITDA able to analyze P&L starting from the BFC view (Company/Activity) and ability to drill down to Customer Material level.

A profit and loss statement (P&L) is a financial statement that summarizes the revenues, costs and expenses incurred during a specific period of time, usually a fiscal quarter or year.

These records provide information about a company's ability – or lack thereof – to generate profit by increasing revenue, reducing costs, or both.

It was done in 2 phases :

Phase 1 : COPA model of Rhodia legacy (RCS)

Phase 2 :

- Solvay legacy (PQ1)
- BFC Data
- CICC
- Below Gross Margin
- Non ERP companies

Then, with SPS project, Solvay legacy PQ1 solution was replaced by PF1 flows.

IM

Integrated Margin is linked with P&L data and providers BW and BO reports with details of the calculation of the integrated costs

Query Technical Name: BW_QRY_MVCOPA01_0004

Note : Don't use the info objects C_GBR34, C_PROD, C_MAGNIT2 from the multi provider : MVCOPA01 in any of the queries built on the Multi provider MVCOPA01 as these objects are linked to only NON-ERP.

Solstice

An additional split (both in the main P&L dataflow and the IM dataflow from WP1) was deemed necessary to collect the Main Specification, Program and associated Market only for the concerned Solstice companies.

Owner : SL Finance Data & Reporting

SL Finance Data & Reporting Manager is [ROLLIER, Charlotte](#)

Usage information

More than 500 users have access to P&L applications. Those users are worldwide and most of them are controllers.

History

P&L was done in 2015 and IM in 2016. Solstice split was done in 2019.

Roles & Access

Roles and access

| Role Code | Role Description | Explanation |
|----------------|---|-----------------------|
| ZR_RCS_CA_M432 | P&L – Upload Data - Non-ERP ZPL_FILE | Role menu for non ERP |
| ZR_RCS_CA_M12 | PL - P&L Reporting | Role menu |
| ZBI_RCS_FL_A33 | P & L – Profit and Loss - End User role | End user role |

Authorisation objects

Link to the BW Catalog of role

https://drive.google.com/open?id=10GEfKYqrT1eeTO_uHYAheL1GX7L5y_pvH0KQU64qh5I

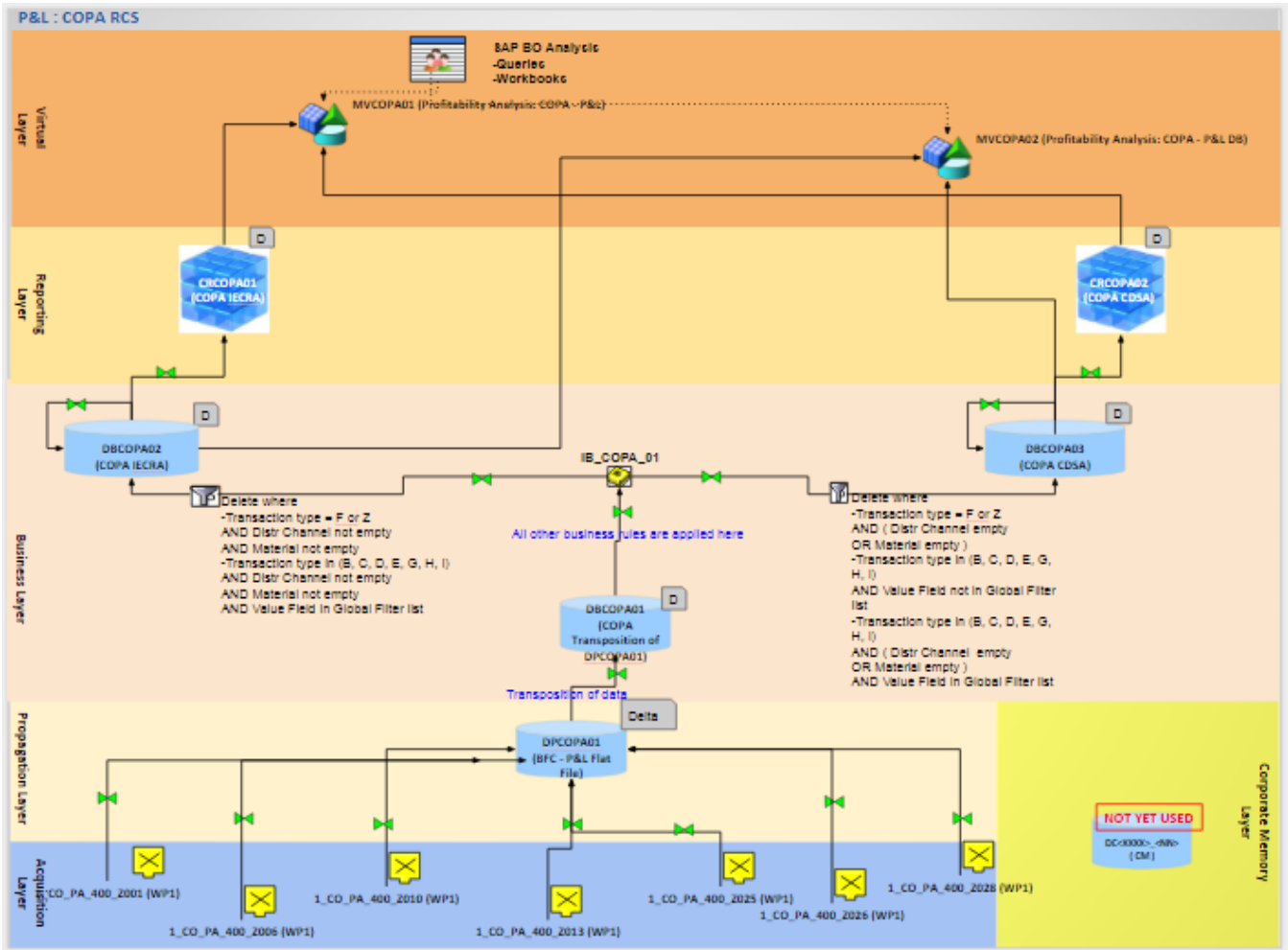
Dataflow presentation

Overview

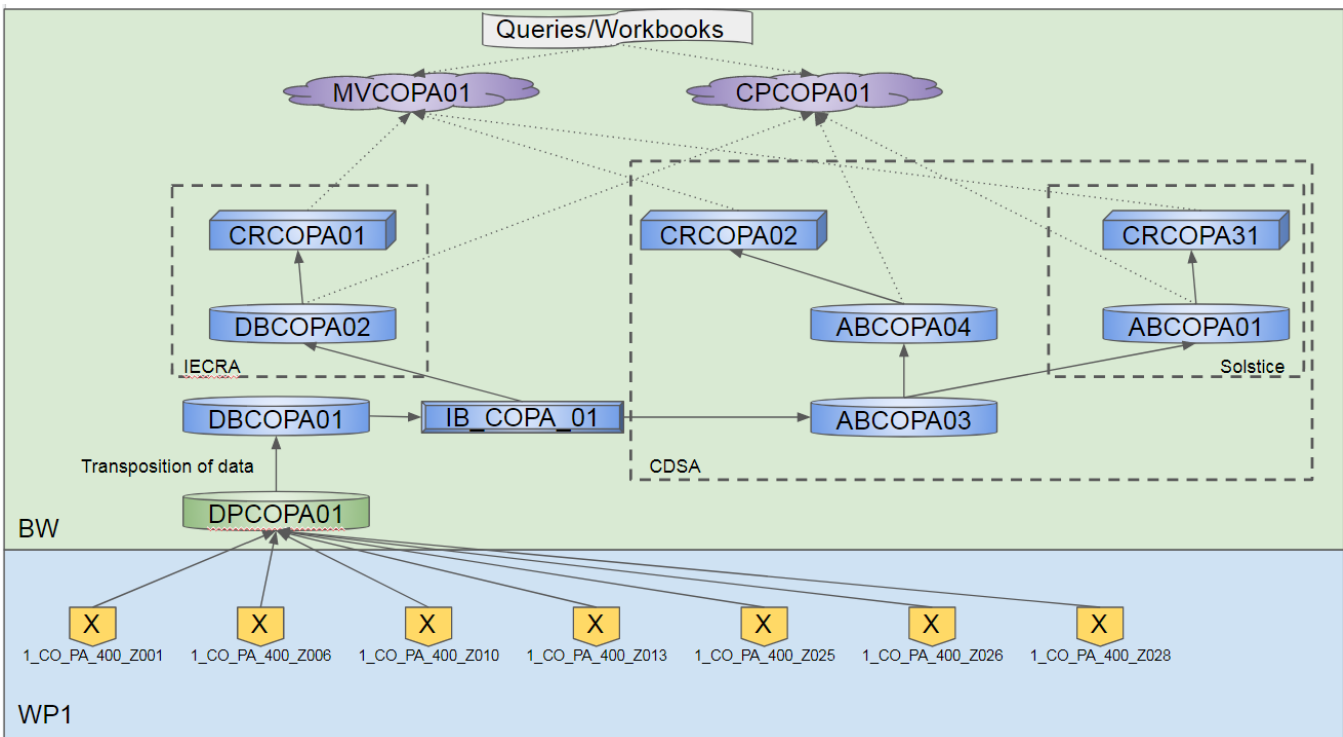
Solstice Google Drive document

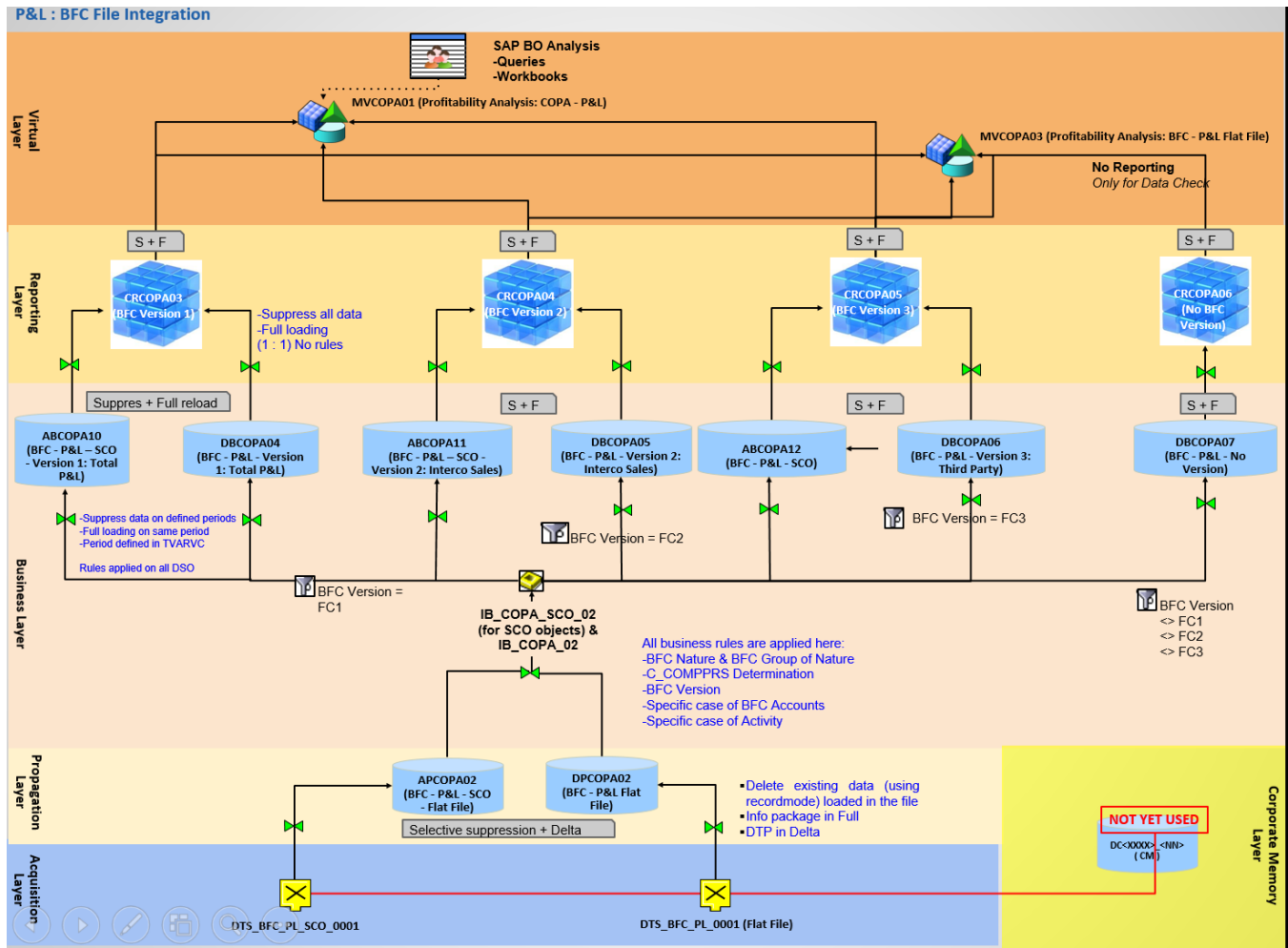
P&L

WP1

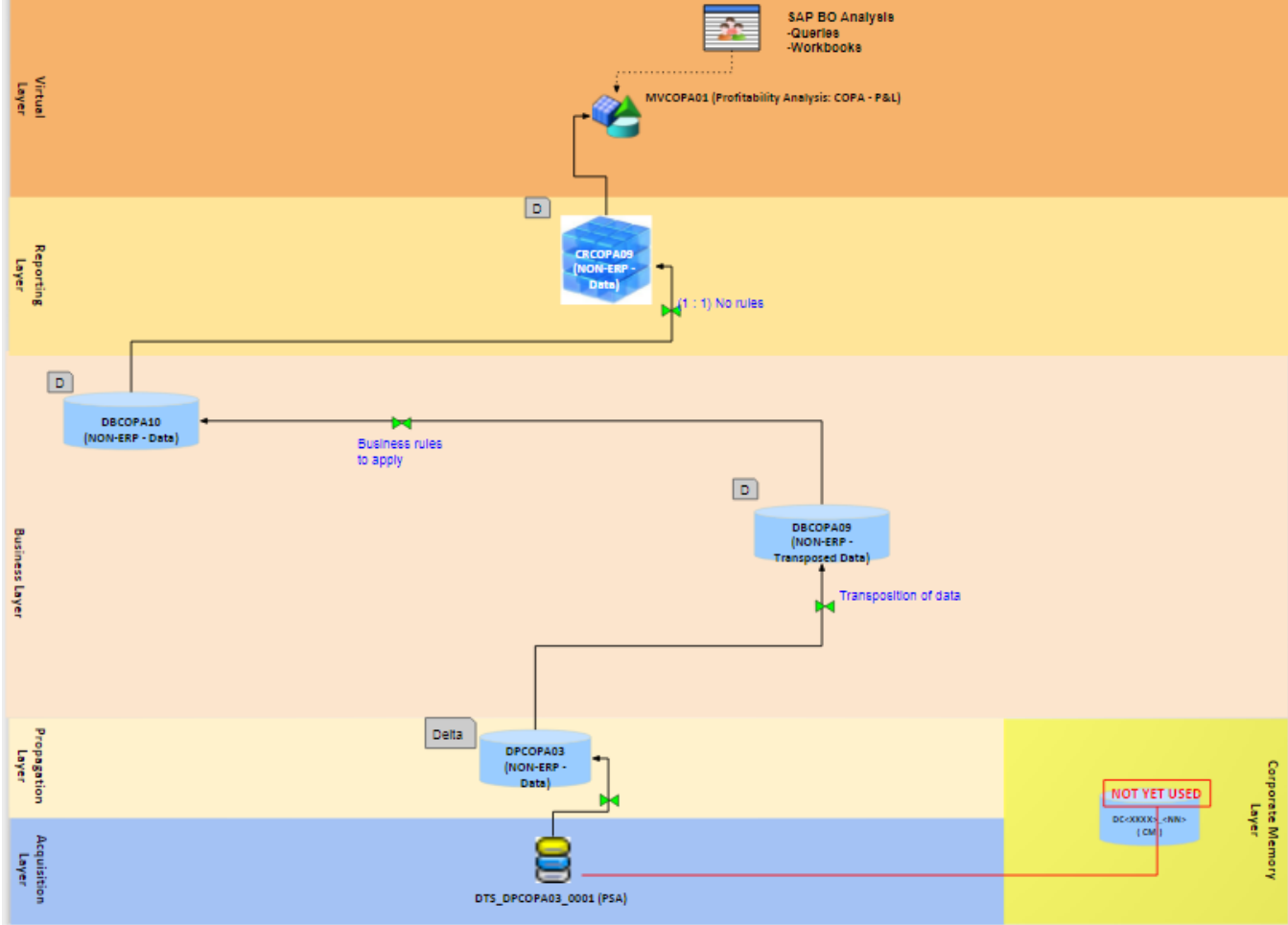


Updated dataflow after Solstice update (Rules are unchanged except for the Solstice split)



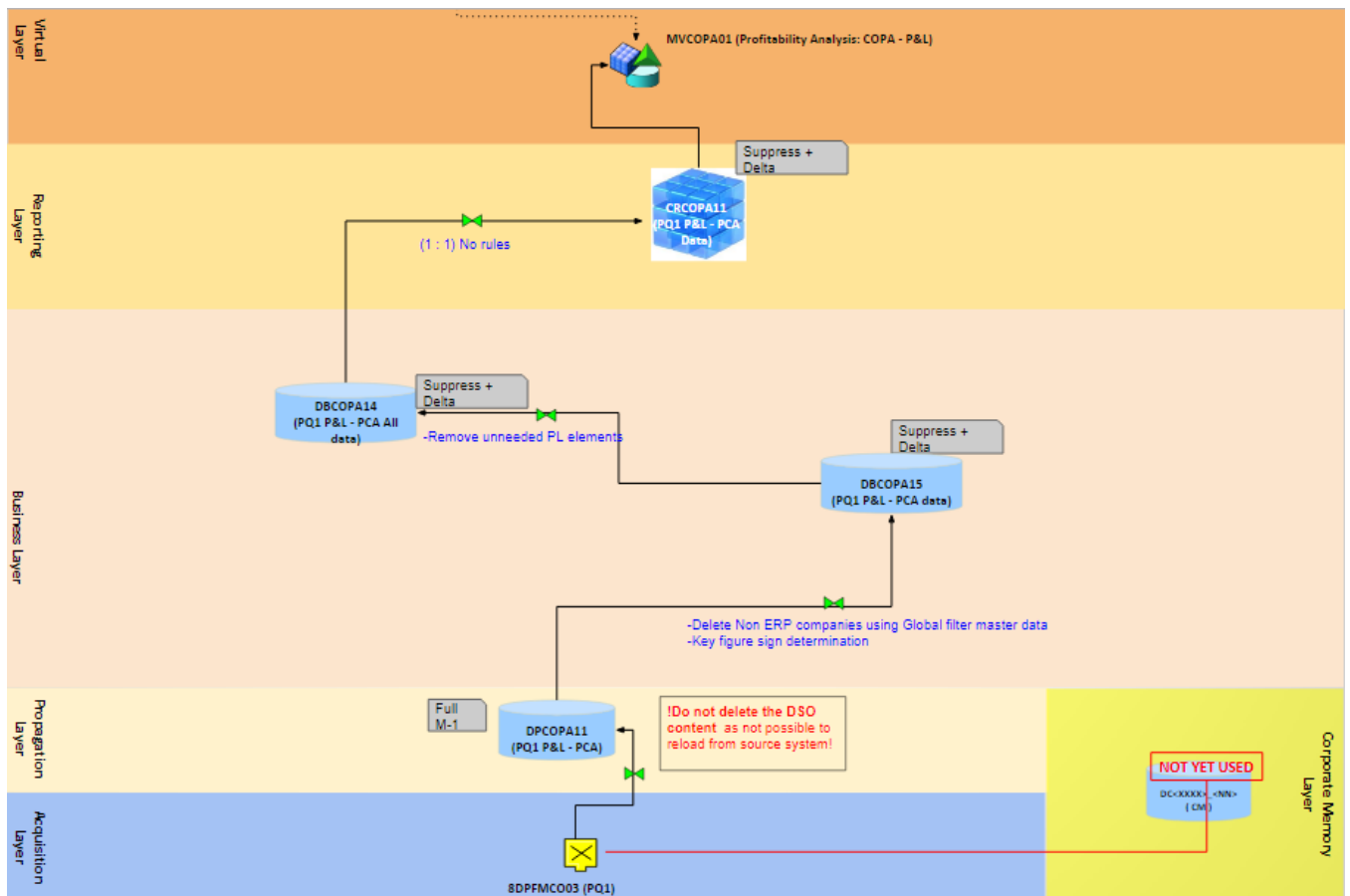
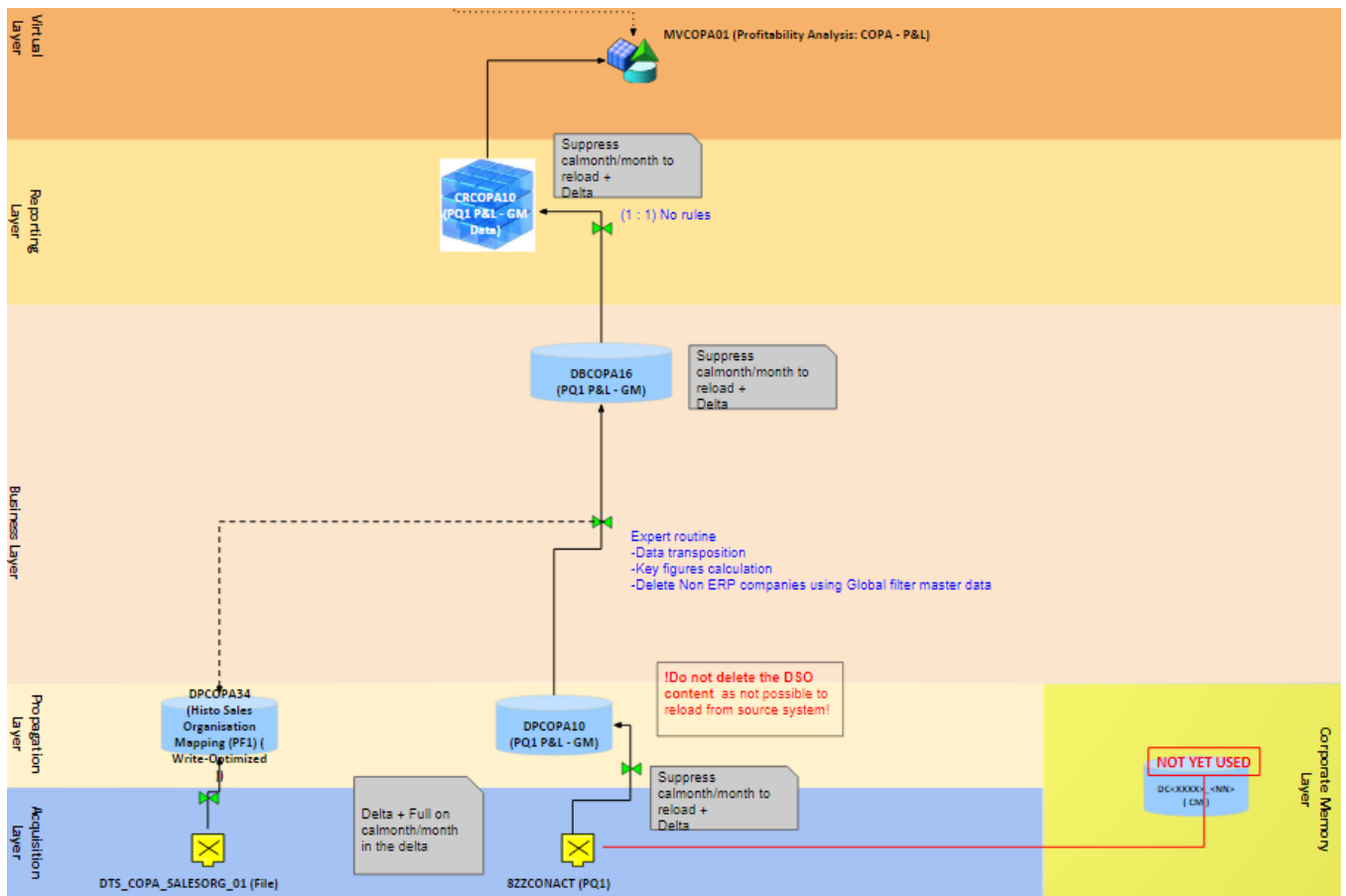


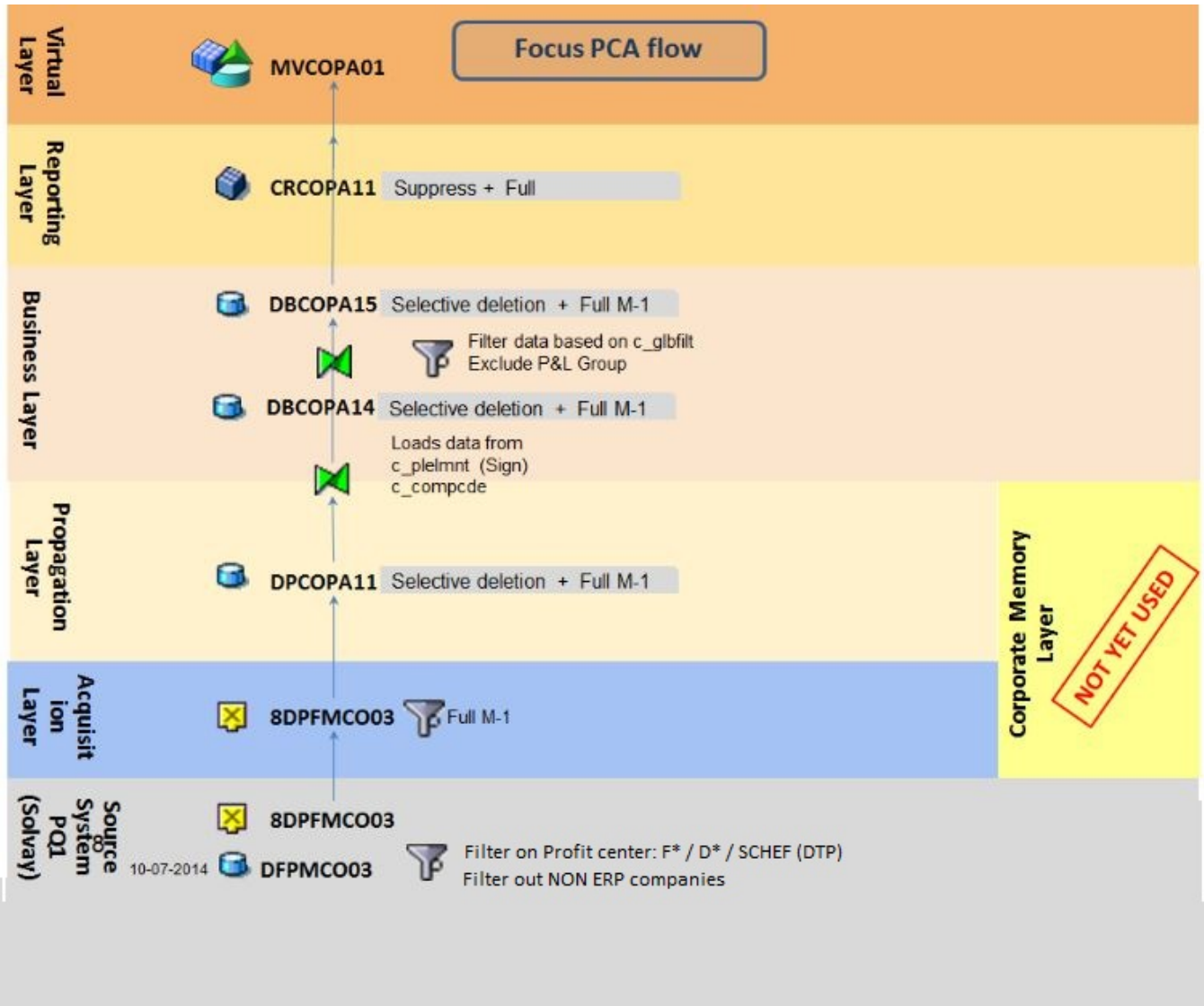
P&L : Non-ERP Integration Transactional Data



PQ1

PQ1 flows are kept only for historical data, they are replaced by PF1 flows since 01.2018.





Focus Master data flow – C_PLELMNT

Pre-requisites:

LOAD level 1 DSO (Propagation Layer) and DPCOPA13 DSO

- Load hierarchy ZFC-PL
- Load C_PLELMNT attribute (use ZFC-PL and DPCOPA13)
c_plgrp default value is ZZ_99999

Master data

1

C_PLELMNT



2



DPCOPA13

DATEO=99991231
+ EXISTING SID ONLY



OCOSTELMNT



Z_PLELMNT_HIER



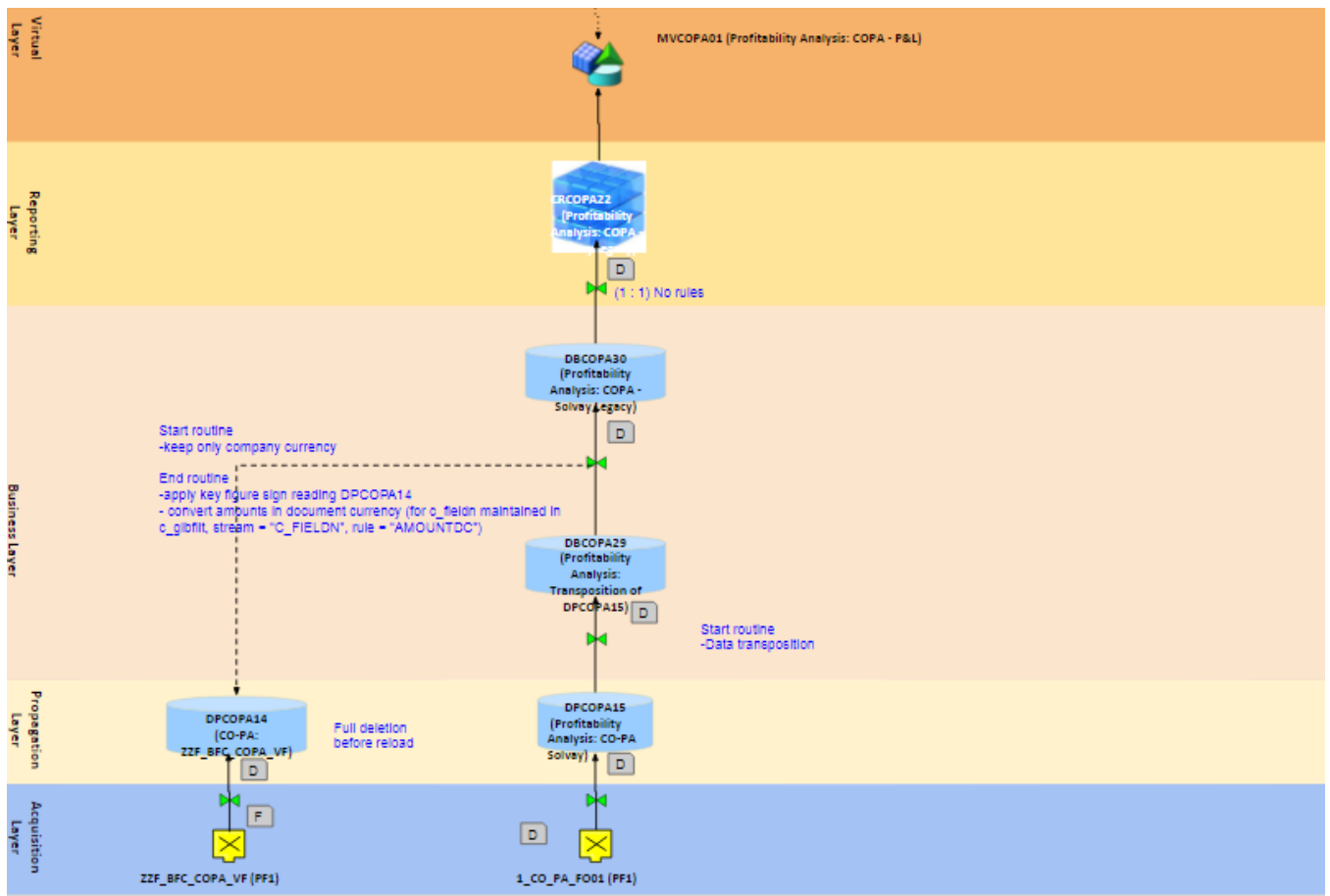
ZZF_BFC_SETACCT

(Solway)

Source
to
System
PF1

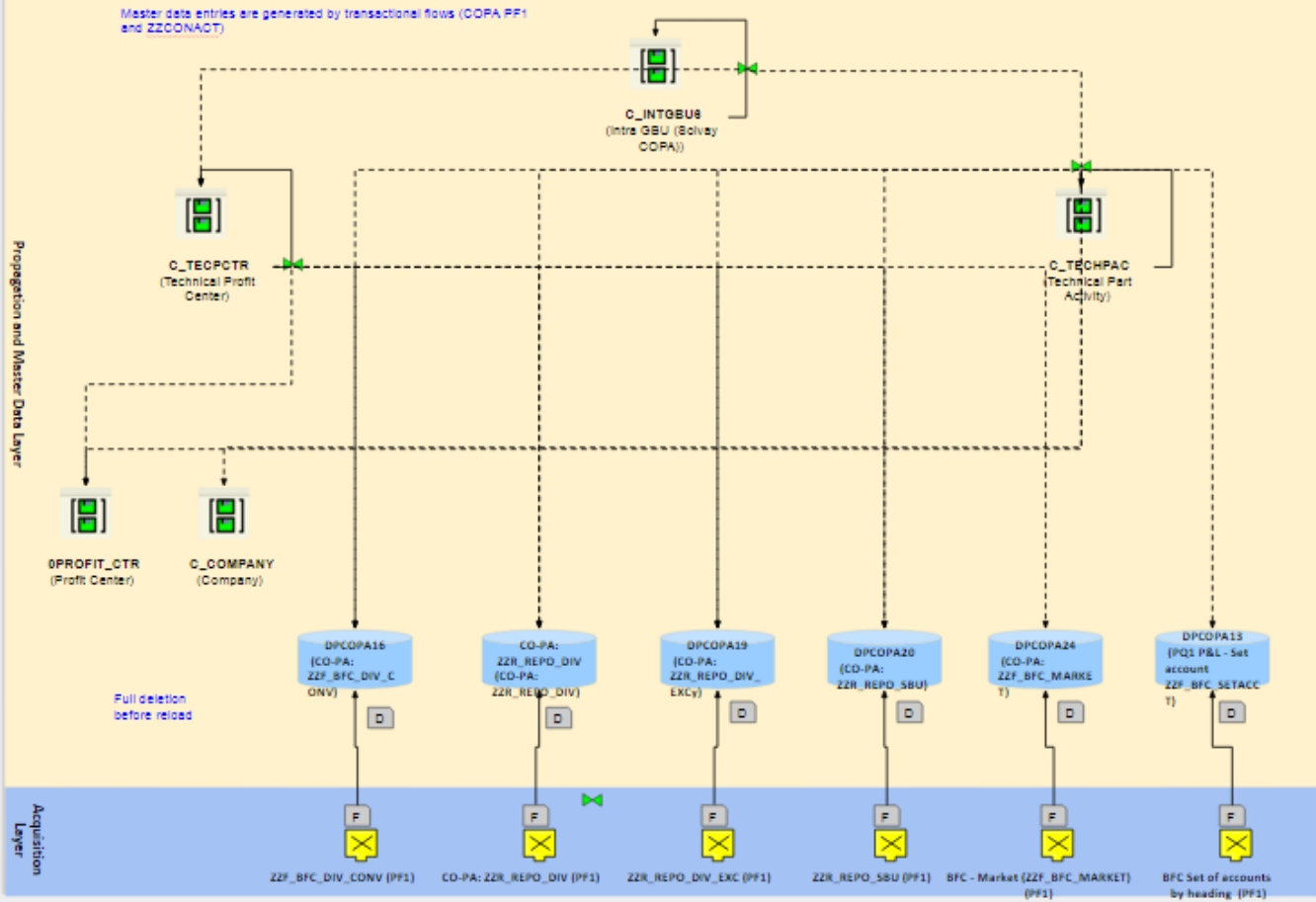
10-07-2014

PF1:



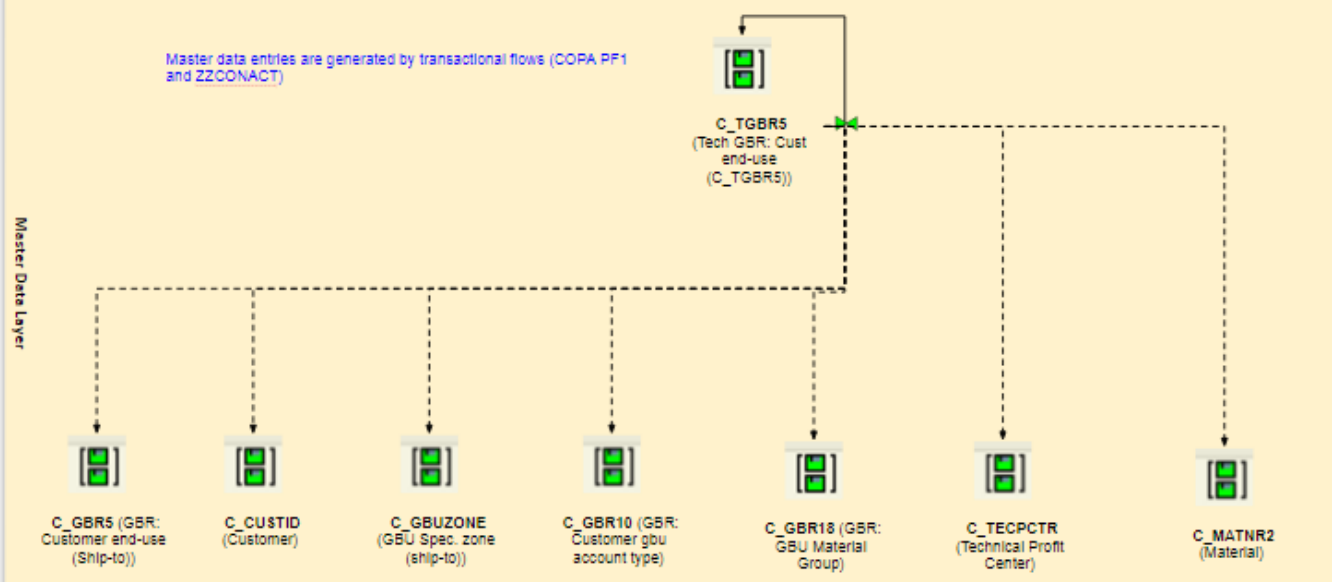
P&L : PF1 technical MD IN WBP SYSTEM (activity)

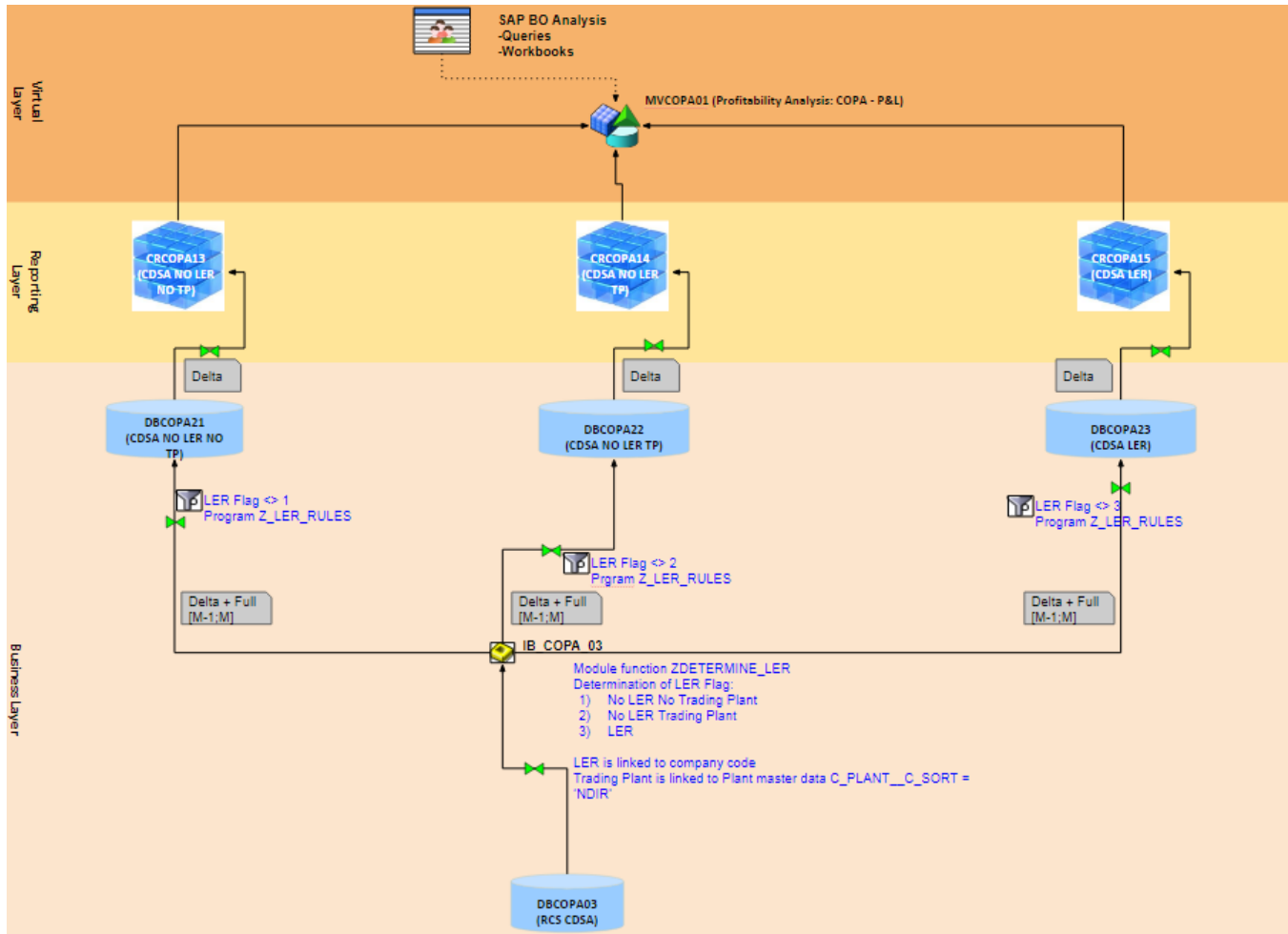
Master data entries are generated by transactional flows (COPA PF1 and ZZCONACT)



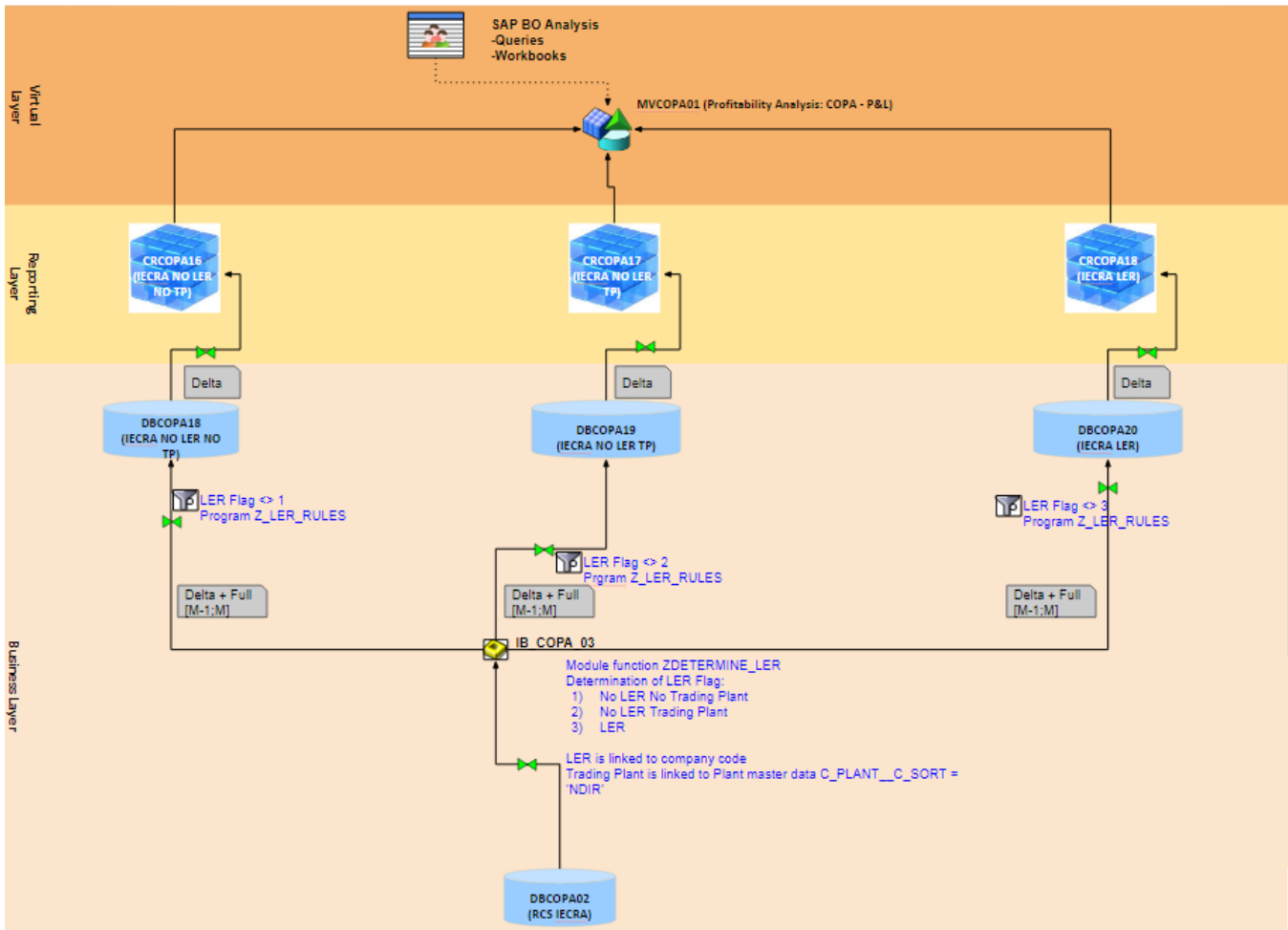
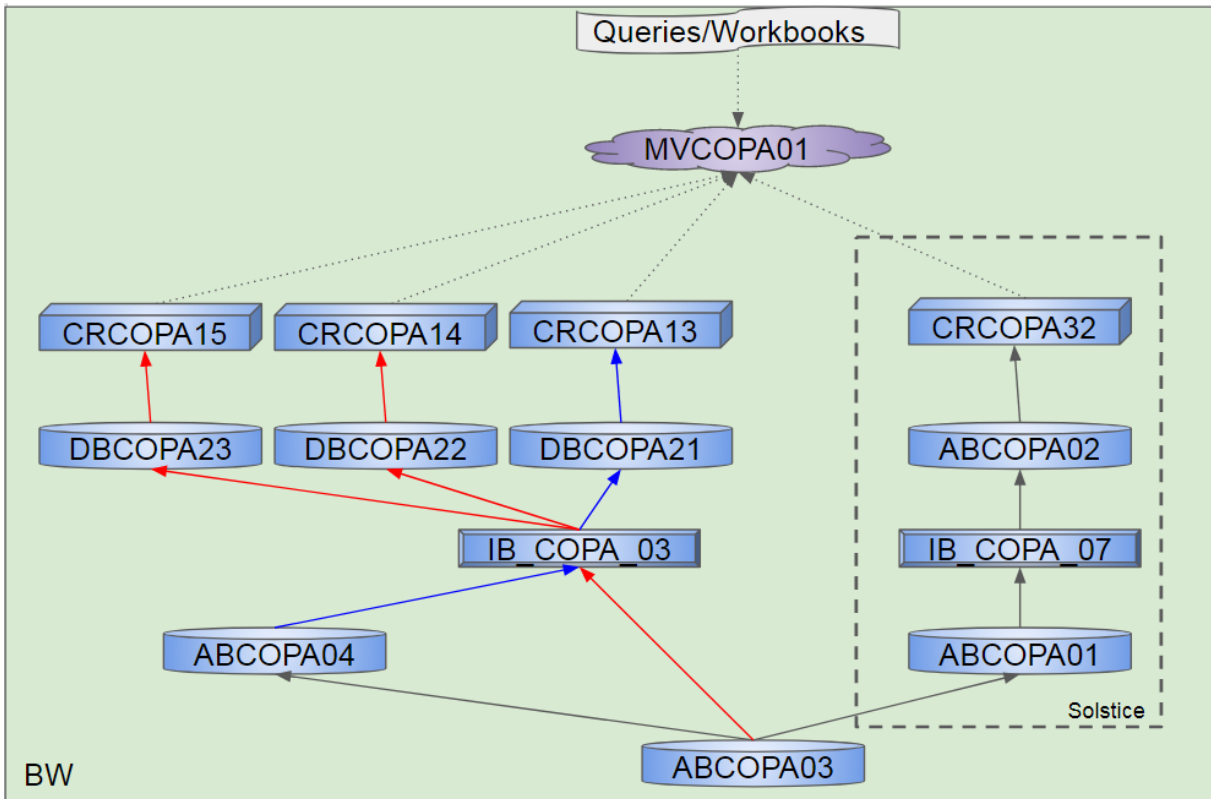
P&L : PF1 technical MD IN WBP SYSTEM (GBR)

Master data entries are generated by transactional flows (COPA PF1 and ZZCONACT)



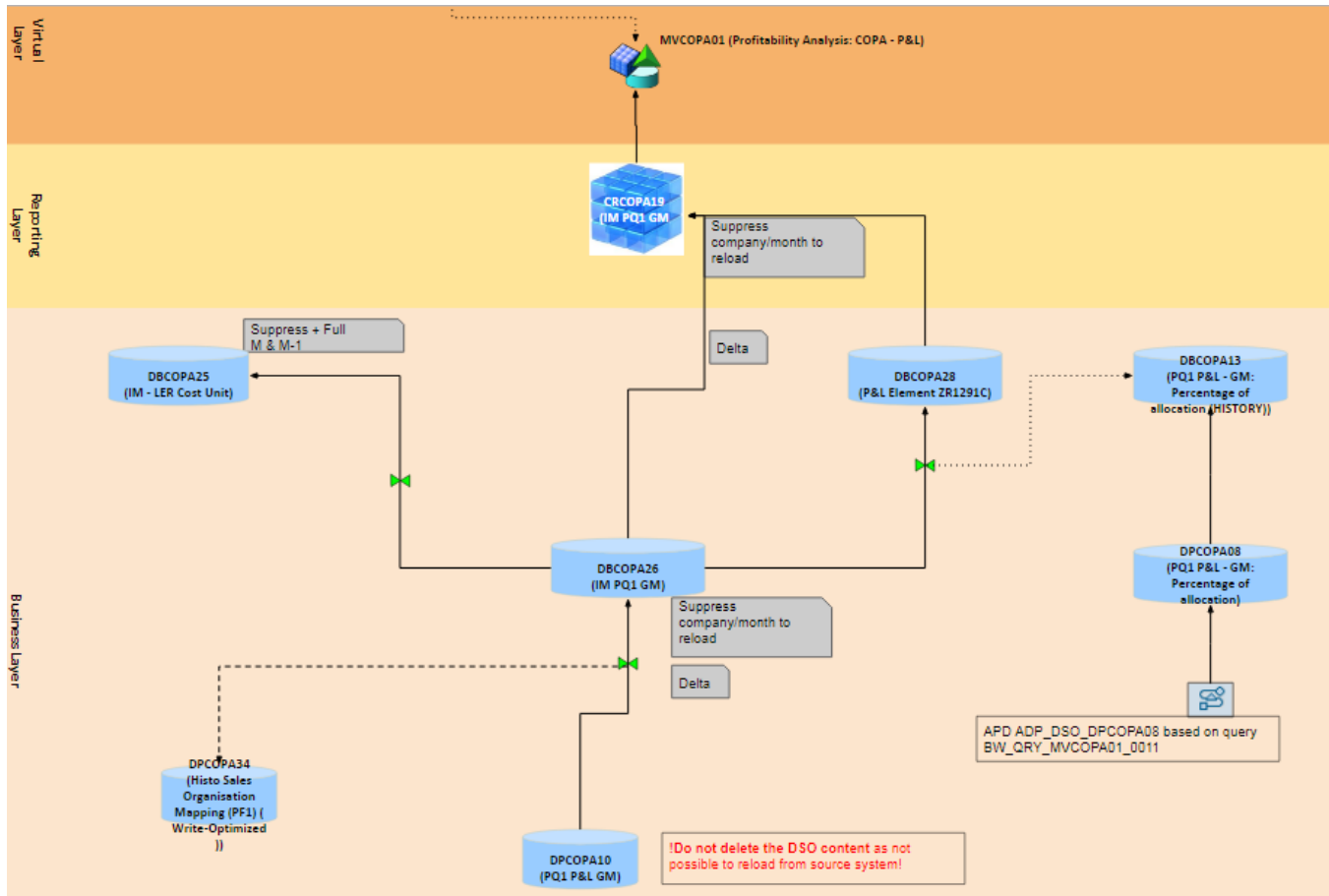


Updated dataflow after Solstice update (Rules are unchanged except for the Solstice split)

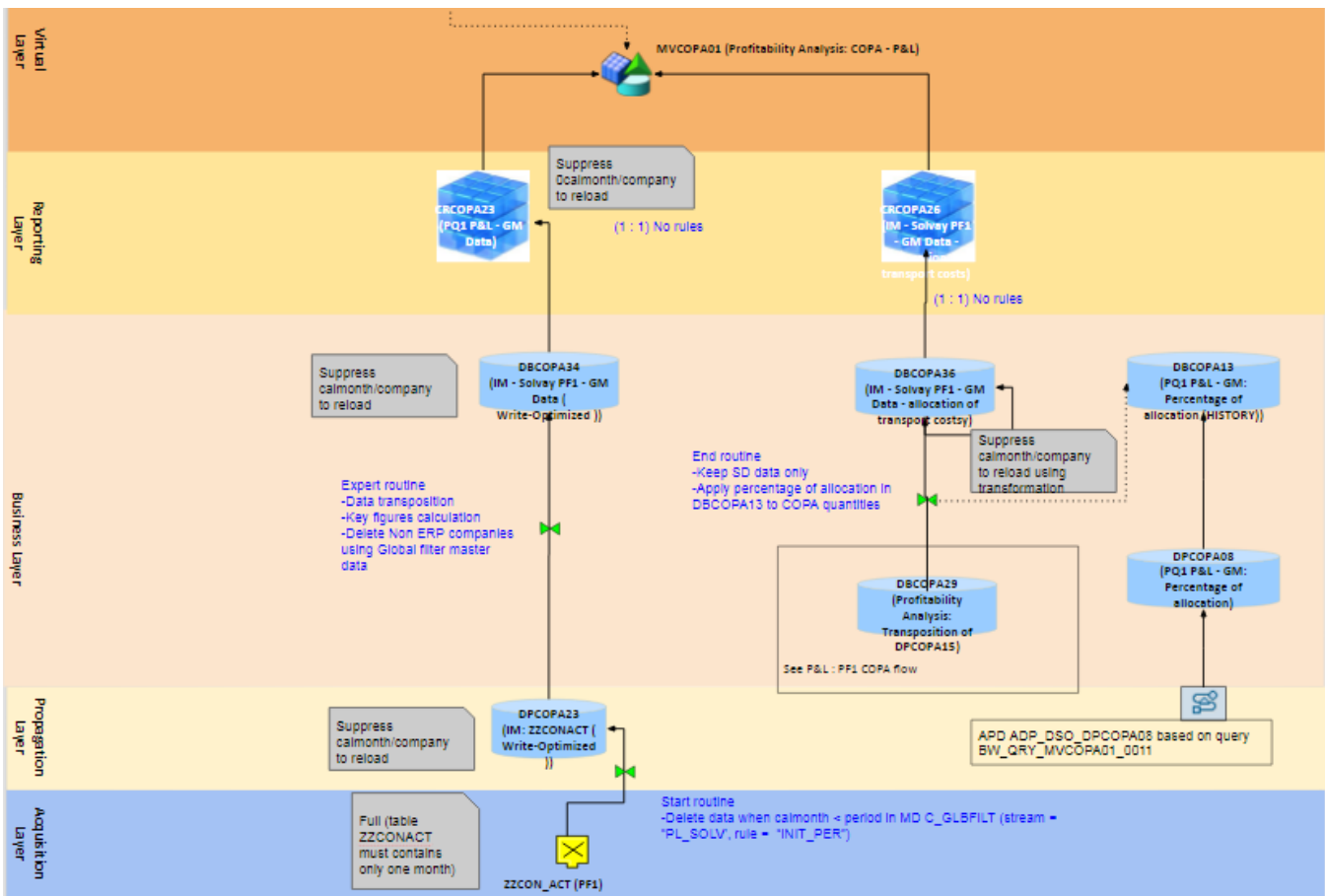


PQ1:

PQ1 flows are kept only for historical data, they are replaced by PF1 flows since 01.2018.

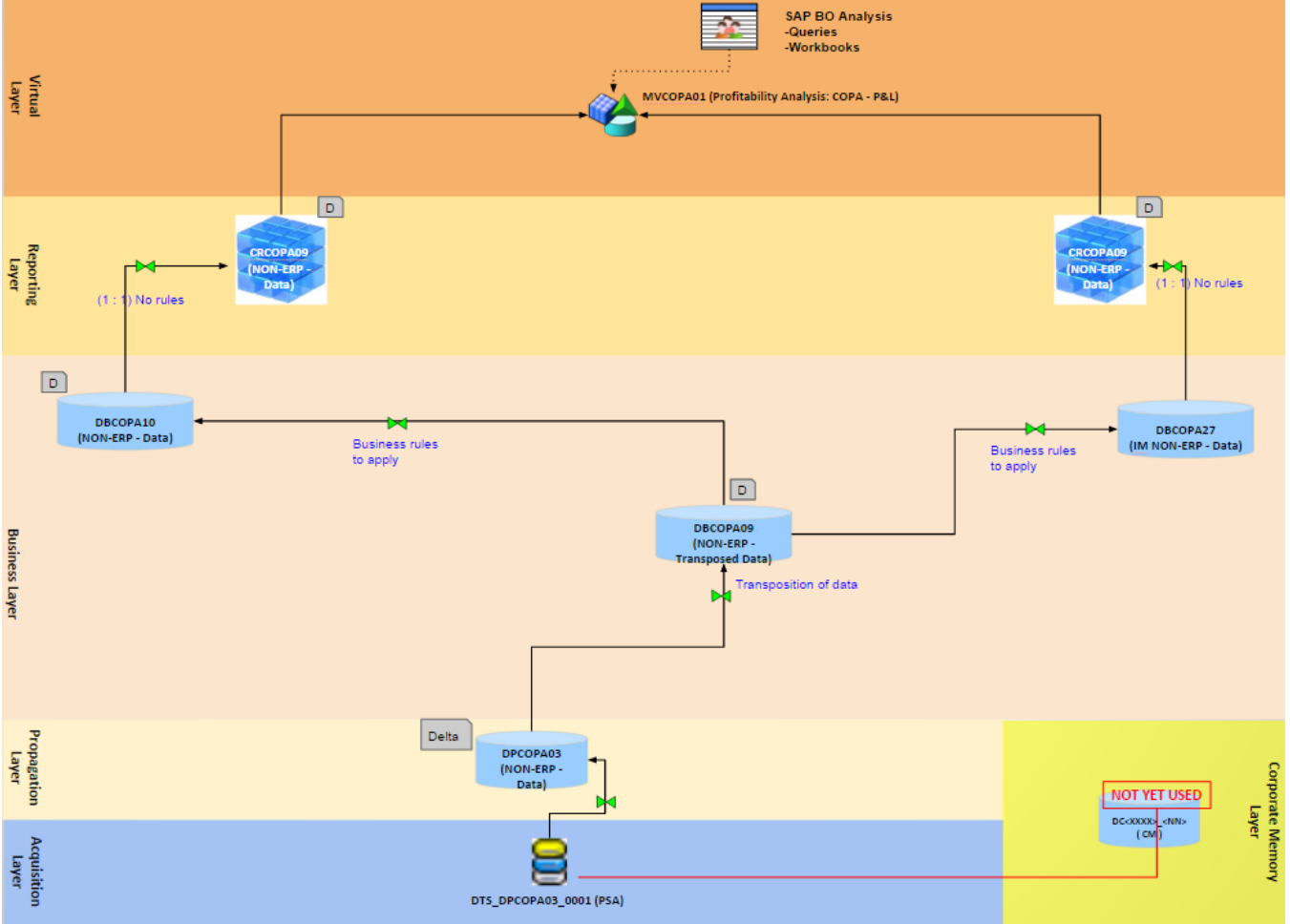


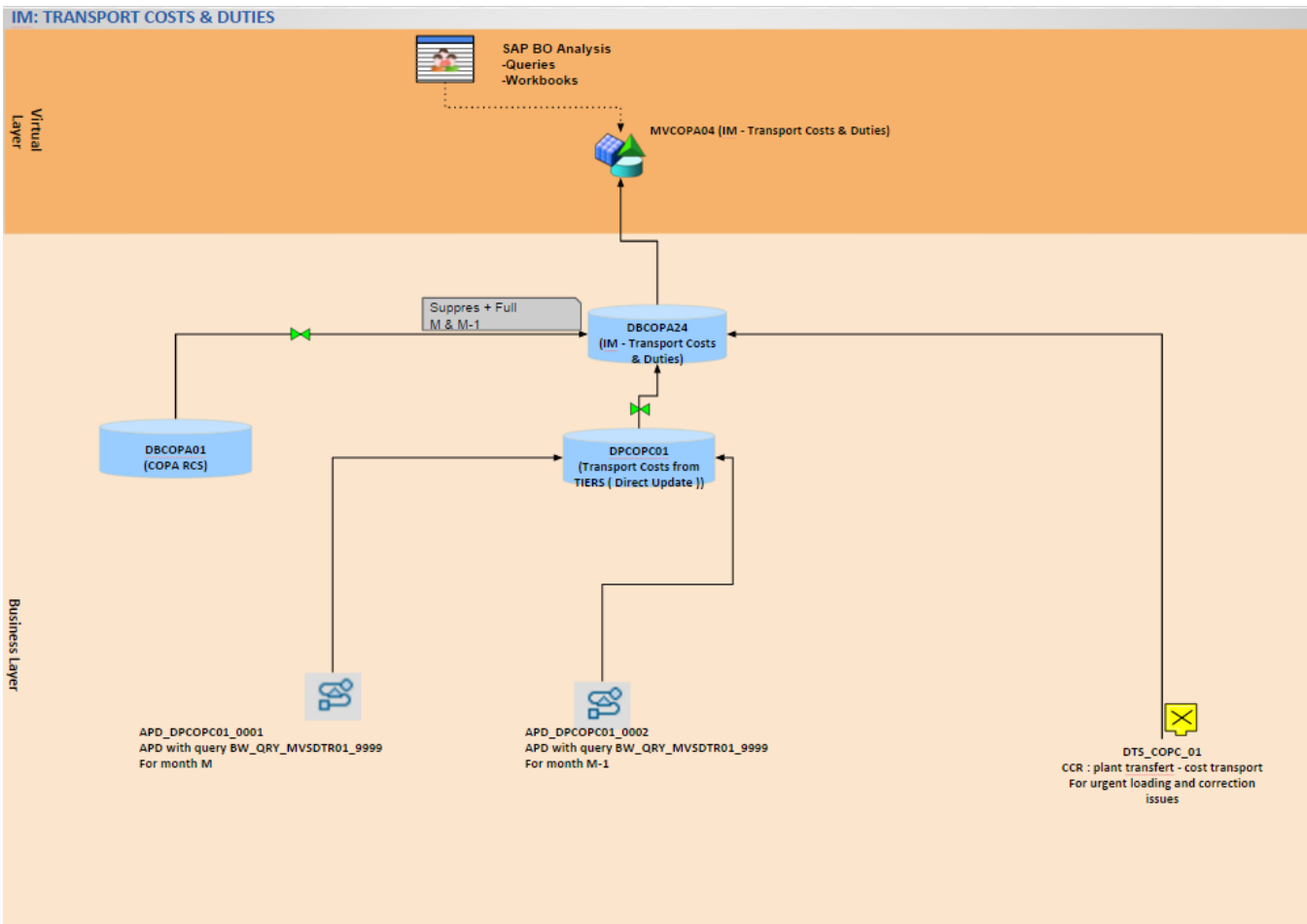
PF1:



NON ERP:

IM : Non-ERP





Reporting documentation drive folder:

<https://drive.google.com/drive/folders/1MNI3gBn64zL3Jc-f-QZxDUT0q7NYW05t>

https://drive.google.com/drive/folders/1A2msoTMxPzUKtiq4Zw33bdGmgCKda_du

https://drive.google.com/drive/folders/1Px62ePROuMFGP-Pd4Aq7DIU3wvHhqc_U

<https://drive.google.com/drive/folders/1cpCy7Kal4YJxrm1R6g0QjmeRmGxYWgAl>

Query documentation folder:

https://drive.google.com/drive/folders/1bh0bpwqpxzVC83Wzc9tk-E4YD3IS4JXx?usp=drive_link

Functional and Technical rules on Workbench + Reporting

Rules & Explanations

Functional rules

COPA flows

- COPA module is the ancestor of BW
- COPA is divided in "tight" perimeters (in customizing, in VV list, for certain characteristics, for BW data sources) : Operating concern
- The lines of the ERP data (COPA value fields from WP1 system) must be translated in BFC account. This translation should be dynamic.

Value Fields

- Value Fields are the lowest key figures in COPA module (For BCS sourcing)

- Value Fields are the central elements of the BFC account determination. Since CROCO project, the determination of the BFC account depends of the value field and also the OECD activity for PF1 COPA flow.
- P&L analysis is based on BFC Account with a detail by Value Field. For now, it is not useful to have an analysis directly by value field

Rhodia legacy

- Historic data have been recalculated with the new allocation Value Field / BFC Account
- Historic views are available in BFC (not restated)

The organization determination must be as flexible and as dynamic as possible. We had to consider 2 cases:

- CASE A : COPA line items with Material and Distribution Channel valid
- CASE B : COPA line items with Material empty and/or Distribution Channel empty

Solvay legacy data (PQ1 based solution)

- Existing application in PQ1 with a lot of intelligence
- Easier to load from PQ1 than redoing what has already been done - it was a temporary solution and it is replaced with SPS project (P&L with COPA in PF1, go live was on January 2018)

BFC Data

- Loaded by flat files
- 3 levels:
 - Version 1: Total P&L
 - Version 2: Interco Sales
 - Version 3 : Third Party

Another DSO for data without version

08/2023 : PO2 Project

BFC are data are now feeded from 2 BFC application (BFC ECO - the existing one and BFC SCO)

BFC SCO will send data from 09/2023

We still have 3 levels at cube level

- Version 1: Total P&L (CRCOPA03)
- Version 2: Interco Sales (CRCOPA04)
- Version 3 : Third Party (CRCOPA05)

But at DSO level

- ECO:
 - Version 1: Total P&L (DBCOPA04)
 - Version 2: Interco Sales (DBCOPA05)
 - Version 3 : Third Party (DBCOPA06)
- SCO:
 - Version 1: Total P&L (ABCOPA11)
 - Version 2: Interco Sales (ABCOPA10)
 - Version 3 : Third Party (ABCOPA12)
- Inside the cube we segregate the information of the three cubes from BFC ECO and BFC SCO identifiable thanks to C_INFOPRO

| ECO | SCO |
|--|---|
| <ul style="list-style-type: none"> ▼ [C_INFOPRO] InfoProvider <ul style="list-style-type: none"> ≡ [DBCOPA06] BFC - P&L - Version 3: Third Party ≡ [DBCOPA05] BFC - P&L - Version 2: Interco Sales ≡ [DBCOPA04] BFC - P&L - Version 1: Total P&L | <ul style="list-style-type: none"> ▼ [C_INFOPRO] InfoProvic <ul style="list-style-type: none"> ≡ [ABCOPA11] BFC - P ≡ [ABCOPA10] BFC - P ≡ [ABCOPA12] BFC - P |

BFC data are used in 1 Core query : BW BW QRY MVCOPA01 0003

For PO2 project the content of BFC amounts (BFC ECO or BFC SCO) are depending

The conso view (0, 1, 2 or 3)

The Date of analysis (before/After BFC SCO deployment ; before/After Spin Off)

We will receive 2 BFC files (some companies will be in Both) with YTD Legal and YTD Conso

| | | | | | | | |
|--------------|----------------------|-----------|---------|-----------|-----------|---------|--|
| TO BE | | | | | | | |
| | BFC SOLVAY (BFC ECO) | | | BFC SCO | | | |
| | YTD LEGAL | YTD CONSO | M LEGAL | YTD LEGAL | YTD CONSO | M LEGAL | |

If the month of analysis is before BFC SCO deployment (09/2023)

| | | | | | |
|------------|-----------------------------|------------------------------|-----------------------------|-----------------------------|---|
| | BFC comparalson | BEFORE 09/2023 (<) | | | |
| P&L | Legal | Conso SOLVAY | Conso ECO | Conso SCO | |
| Conso view | | 0 | 1 | 2 | 3 |
| Scope | ECO + SCO or ECO or SCO | ECO + SCO or ECO or SCO | ECO + SCO or ECO or SCO | ECO + SCO or ECO or SCO | |
| | YTD LEGAL for ALL Companies | YTD CONSO for ALL Companies | YTD CONSO for ECO Companies | YTD CONSO for SCO Companies | |

If the month of analysis is after BFC SCO deployment (09/2023) BUT before SPIN OFF

| | | | | | |
|------------|-------------------------|-----------------------------|-----------------------------|-----------------------------|---|
| | BFC comparalson | AFTER 09/2023 (incl) | | | |
| P&L | Legal | Conso SOLVAY | Conso ECO | Conso SCO | |
| Conso view | | 0 | 1 | 2 | 3 |
| Scope | ECO + SCO or ECO or SCO | ECO + SCO or ECO or SCO | ECO + SCO or ECO or SCO | ECO + SCO or ECO or SCO | |
| | YTD LEGAL | YTD CONSO for ALL Companies | YTD CONSO for ECO Companies | | |
| | | | | YTD CONSO for SCO Companies | |

If the month of analysis is after SPIN OFF

| | | | | |
|------------|-------------------------|---------------------------------------|------------------------------------|------------------------------------|
| | BFC comparaison | AFTER spin off (>=2024) | | |
| P&L | Legal | Conso SOLVAY | Conso ECO | Conso SCO |
| Conso view | 0 | 1 | 2 | 3 |
| Scope | ECO + SCO or ECO or SCO | ECO + SCO or ECO or SCO | ECO + SCO or ECO or SCO | ECO + SCO or ECO or SCO |
| | YTD LEGAL | 0 | YTD CONSO for ECO Companies | |
| | | | | YTD CONSO for SCO Companies |

<--- 08/2023 : PO2 Project

CICC

- Loaded by BFC flat files
- Only for CICC companies (companies in c_comprs MD with landscape = "CICC") or Adjustment companies maintained in c_glbfilt (PL_BFC_ADJ /COMPANY)

Below Gross Margin

- Loaded by BFC flat files, only for companies loaded in Non ERP for the concerned month (companies can move from Non ERP to ERP) when Below Gross Margin is not uploaded by flat file (= only Non ERP system for which a non full flat file is loaded).

Non ERP companies

- Some companies are in Solvay group but don't use RCS or Solvay ERP : companies belonging to NOVECARE or SODA GBU

Systems involved

- Rhodia ERP WP1
- Solvay BW PQ1 (PQ1 is the view of the P&L for PF1 data)
- BFC (flat files)
- Flat files for Non ERP

Organisation

- BFC GBU
- BFC Group of Activities
- BFC Activity

Technical rules

P&L WP1

We have 2 steps in the business layer.

From the propagation layer, we transpose data from DPCOPA01 to DBCOPA01.

In DPCOPA01, each value field is in a dedicated key figures. Objective of the transposition, we have 1 key figure and 1 field in key (called Value Field) to identify them.

After the transposition, we split data in 2 target DSO: DBCOPA02 and ABCOPA03.

As we have common rules for both DSO, we use an Info source to have those rules inside an unique transformation.

Transformations on DBCOPA02 DBCOPA02 and ABCOPA03 ABCOPA03 are used to determine the flag intra gbu (C_INTGBUF). It compares the GBU (Og_cwwe01_cpfcfr1_2 for DBCOPA02 and c_tecmat for ABCOPA03) and the partner GBU (c_tecpara__cpfcfr1_2). It was not possible to use a technical Master Data to fill this requirement as the needed key (the keys that would permit to determine the combination GBU and partner GBU) would have been too long. These loadings are done only once a week.

BFC heading determination: the BFC heading is determined in master data C_FIELDN using DSO dpcopaa10 (data from WP1 table ZWFAT110).

Solstice (WP1)

An additional split is done from ABCOPA03 to 2 ADSO: ABCOPA01 and ABCOPA04. ABCOPA01 contains Solstice data and ABCOPA04 contains non-Solstice data. Split is done on a list of Company Code in the DTPs.

Delta load to ABCOPA01 determines the Specification List, Main Specification, Program, Market and Program Percentage for each new entry, using lookups in Master Data C_ITM_SD (Main Specification and Specification List) and ADSO ABDPDY01 (Program, Market, Program Percentage).

Delta load to ABCOPA01 cannot be determined solely from new data in ABCOPA03, as we must take into account the updates of the added fields Main Specification, Program, Market, Program Percentage. This requires to know if these values have been changed in the lookup sources. This issue is solved by the field 0RSPL_TSTMP (Time Stamp of Last Change) in ABCOPA03, that is updated by 3 different Delta loads:

- Delta from ABDPDY01: If Program, Market or Program Percentage have been modified/created.
- Delta from ABDPDY02 & from ADPSDAE01: Both ADSOs are used to feed Master Data C_ITM_SD, if Main Specification or Specification List are created/changed.

P&L PF1

We have 2 steps in the business layer.

From the propagation layer, we transpose data from DPCOPA15 to DBCOPA29.

In DPCOPA15, each value field is in a dedicated key figures. Objective of the transposition, we have 1 key figure and 1 field in key (called Value Field) to identify them.

After the transposition, we use a second level of Business layer for other business rules: DBCOPA29 to DBCOPA30

- we apply the sign of the key figures according to DSO DPCOPA14
- we calculate document currency amounts for the key figures maintained under c_glbfilt (stream = "C_FIELDN", rule = "AMOUNTDC"): to calculate the document currency amounts, we use the rate stored in the document (rate type "M"), however, it doesn't take into account the conversion factors (TCURF). In order to retrieve these factors to translate correctly the amounts, we use the **remote** Function Module "ZFM_BW_EXCHANGE_RATE RFC" that calls in PF1, for all concerned currencies, the function module 'READ_EXCHANGE_RATE'. Note that an alternative solution was to load in WBP 'READ_EXCHANGE_RATE' results from PF1 for all possible combinations, however, it took a lot of time (the datasource created for this is DTS_EXCHANGE_RATE).

We retrieve the conversion factors for the document creation date => theoretically, the TCURF factors could change during a day, so the factors at the beginning and at the end of the day could be different. If this occurs, a workaround in order to find the correct factors for a document could be to get the rate using 'READ_EXCHANGE_RATE' for the creation date and also for the creation date -1 and to use the factors for the day when the rate is the nearer to the document rate.

- Maintained below Global filter code to rectify the issue with the currency conversions (INR - JPY,SGD-JPY,CNY-JPY , THB-JPY & KRW - JPY) for which the amount in company code currency value is wrong in SAP .Due to this issue , Amount in document currency keyfigures K_AMNTDC & K_AMNTNDC are showing wrong values in BW.

```

623 | *---Get Global filter data for DBCOPA29 - PF1 TCURF Exchange rate type
624 | *M data is maintained.
625 |   clear ls_tcurf_m.
626 |   clear LS_C_RULE.
627 |   concatenate <result_fields>-doc_currcy'-'
628 |               <result_fields>-currency'-'
629 |               'M' into LS_C_RULE.
630 |   select single * from /BIC/PC_GLBFILT
631 |               into ls_tcurf_m
632 |               where /BIC/C_STREAM = 'DBCOPA29' and
633 |                     /BIC/C_RULE = LS_C_RULE and
634 |                     /BIC/C_GLBFILT = '001' and
635 |                     OBJVERS = 'A'.
636 |   if sy-subrc NE 0.
637 |       ls_tcurf_m-/bic/c_low = 1.
638 |       ls_tcurf_m-/bic/c_high = 1.
639 |   endif.
640 | "applying PF1 TCURF factor from global filter
641 | w_amount = w_amount * ( ls_tcurf_m-/bic/c_low /
642 |                       ls_tcurf_m-/bic/c_high ).
643 |

```

Global filter data for Stream DBCOPA29 :

| Data Browser: Table /BIC/PC_GLBFLT Select Entries 5 | | | | | | | | | | | |
|---|---------------|-------------|---------------|---------|---------|-------------|-------------|---------------|------------|-------------|---------------|
| Item | /BIC/C_STREAM | /BIC/C_RULE | /BIC/C_GLBFLT | OBJVERS | CHANGED | /BIC/C_DESC | /BIC/C_SIGN | /BIC/C_OPTION | /BIC/C_LOW | /BIC/C_HIGH | /BIC/C_ACTIVE |
| DBCOPA29 | JPY-CNY-M | | 001 | A | | | I | EQ | 100 | 1 | Y |
| DBCOPA29 | JPY-INR-M | | 001 | A | | | I | EQ | 100 | 1 | Y |
| DBCOPA29 | JPY-KRW-M | | 001 | A | | | I | EQ | 100 | 1 | Y |
| DBCOPA29 | JPY-SGD-M | | 001 | A | | | I | EQ | 100 | 1 | Y |
| DBCOPA29 | JPY-THB-M | | 001 | A | | | I | EQ | 100 | 1 | Y |

Example :

Company Code Currency : KRW
 Document Currency : JPY
 COPA Document : 33649471

Amount in Document Currency = 742.400 ,Exchange Rate : 1.054,370

Amount in Comp currency should be 742.400 * 1.054,370 = 782.764288

But since we have conversion factor 100 maintained in TCURF table for JPY to KRW , in KE24 it's showing as 7.827.643 which is 782.764288 /100.

Requirement is to convert amount in Currency to Doc currency – KRW to JPY using the exchange rate and store the converted amount in K_AMNTDC (Doc Currency) in the target DSO DBCOPA30

But since the Exchange rate function module ZFM_BW_EXCHANGE_RATE RFC is not considering the factors properly for such kind of cases ((INR - JPY,SGD-JPY,CNY-JPY , THB-JPY & KRW - JPY) ,we are maintaining these cases in Global filter and multiplying the amount with 100 so that the Amount in document currency value matches with KE24 value .

| Data Browser: Table /BIC/ADBCOPA3000 Select Entries 484 | | | | | | | | | | | | | |
|---|--------------|----------------|---------|---------------|---------|----------|---------------|------------|----------|---------|-----------|---------------|----------------|
| Item | /BIC/C_PABEL | /BIC/C_PAPOSNR | CO_AREA | /BIC/C_VERSN2 | CURTYPE | VTY | /BIC/C_FIELDN | RECORDMODE | FISCYEAR | FISCPER | AMOUNT | /BIC/K_AMNTDC | /BIC/K_AMNTDNC |
| 0033649471 | | CHEF | 000 | 10 | 010 | FERTF | | | 2020 | 2020001 | 2,015,940 | 0 | 0.000 |
| 0033649471 | | CHEF | 000 | 10 | 010 | FERTP | | | 2020 | 2020001 | 2,910,785 | 0 | 0.000 |
| 0033649471 | | CHEF | 000 | 10 | 010 | QUANTITY | | | 2020 | 2020001 | 0 | 0 | 0.000 |
| 0033649471 | | CHEF | 000 | 10 | 010 | VVF00 | | | 2020 | 2020001 | 1,006,614 | 0 | 0.000 |
| 0033649471 | | CHEF | 000 | 10 | 010 | VVINT | | | 2020 | 2020001 | 7,827,643 | 742,400 | 742,400.000 |

Handled all the currency scenarios as below in End Routine .

Step 1 : Get data from TCURX for CompanyCode Currency ,If currency found update as '0' else 1

```

565 select single * from tcurx
566     into ls_tcurx
567     where currkey = <result_fields>-currency.
568 if sy-subrc eq 0 .
569     "If currency found, set 0 or 1 as per TCURX
570     ls_currbool-compcurr = 0.
571
572 else.
573     "If currency NOT found, set as 1
574     ls_currbool-compcurr = 1.
575 endif.
576 clear ls_tcurx.
  
```

Step 2 :Get data from TCURX for Document Currency ,If currency found update as '0' else 1

```

578      select single * from tcurx
579          into ls_tcurx
580          where currkey = <result_fields>-doc_currncy.
581      if sy-subrc eq 0 .
582          "If currency found, set 0 or 1 as per TCURX
583          ls_currbool-doccurr = 0.
584      else.          "If currency NOT found, set as 1
585          ls_currbool-doccurr = 1.
586      endif.
587      clear ls_tcurx.

```

Step 3 :Identify HIGH and LOW using TCURX Info

*--1:HIGH indicates there are decimals in the currency like:EUR,USD
 *--0:LOW indicates there are No decimals in the currency like:JPY,ITL,KRW

```

591      IF NOT <result_fields>-currency = <result_fields>-doc_currncy.
592      case ls_currbool.
593          when '00'.  "LOW CCcurr ==>LOW DocCurr
594          "LOW CCcurr ==>HIGH DocCurr | Only external conversion of CCcurr
595          call function 'BAPI_CURRENCY_CONV_TO_EXTERNAL'
596              exporting
597                  currency      = <result_fields>-currency
598                  amount_internal = w_amount
599              importing
600                  amount_external = w_amount.
601          when '11'.  "HIGH CCcurr ==>HIGH DocCurr
602          * Do Nothing
603          when '01'.
604          "LOW CCcurr ==>HIGH DocCurr | Only external conversion of CCcurr
605          call function 'BAPI_CURRENCY_CONV_TO_EXTERNAL'
606              exporting
607                  currency      = <result_fields>-currency
608                  amount_internal = w_amount
609              importing
610                  amount_external = w_amount.
611
612          when '10'.
613          "HIGH CCcurr ==>LOW DocCurr | Only internal conversion input DocCurr
614          call function 'BAPI_CURRENCY_CONV_TO_INTERNAL'
615              exporting
616                  currency      = <result_fields>-doc_currncy
617                  amount_external = w_amount
618                  max_number_of_digits = 22
619              importing
620                  amount_internal = w_amount.
621
622      endcase.

```

Above cases details are given below

| Cases | Currency in TCURX | Document currency in TCURX | Action in the result conversion | Comment |
|-------|-------------------|----------------------------|---------------------------------|--------------------------------|
| 00 | Yes | Yes | External conversion of CCcurr | Currency <-> Document Currency |
| 11 | No | No | No Action | Currency <-> Document Currency |
| 01 | Yes | No | External conversion of CCcurr | Currency <-> Document Currency |
| 10 | No | Yes | Internal conversion of DocCcurr | Currency <-> Document Currency |

Step 4 : Maintained below Global filter code to rectify the issue with the currency conversions (INR - JPY,SGD-JPY,CNY-JPY , THB-JPY & KRW - JPY) for which the amount in company code currency value is wrong in SAP .Due to this issue ,Keyfigures Amount in document currencies K_AMNTDC & K_AMNTNDC are showing wrong values in BW.

```

623 *---Get Global filter data for DBCOPA29 - PF1 TCURF Exchange rate type
624 *M data is maintained.
625 clear ls_tcurf_m.
626 clear LS_C_RULE.
627 concatenate <result_fields>-doc_currncy'- '
628             <result_fields>-currency'- '
629             'M' into LS_C_RULE.
630 select single * from /BIC/PC_GLBFILT
631             into ls_tcurf_m
632             where /BIC/C_STREAM = 'DBCOPA29' and
633                   /BIC/C_RULE = LS_C_RULE and
634                   /BIC/C_GLBFILT = '001' and
635                   OBJVERS = 'A'.
636 if sy-subrc NE 0.
637     ls_tcurf_m-/bic/c_low = 1.
638     ls_tcurf_m-/bic/c_high = 1.
639 endif.
640 "applying PF1 TCURF factor from global filter
641 w_amount = w_amount * ( ls_tcurf_m-/bic/c_low /
642                       ls_tcurf_m-/bic/c_high ).
643

```

Step 5 : APPLY CONVERSION RATE TO CALCULATE AMOUNT IN DC

```

644 * APPLY CONVERSION RATE TO CALCULATE AMOUNT IN DC
645 IF <result_fields>-gt_tkrate <= 0.
646     <result_fields>-/bic/k_amntdc = w_amount * abs (
647     <result_fields>-gt_tkrate ).
648 ELSEIF <result_fields>-gt_tkrate > 0.
649     <result_fields>-/bic/k_amntdc = w_amount / abs (
650     <result_fields>-gt_tkrate ).
651 ENDIF.
652

```

Step 6 : Apply the correct factors using exchange rate function module .

```

655 READ TABLE itb_h_exchange_rate ASSIGNING <fs_exchge_rate>
656 WITH TABLE KEY
657     zdate           = <result_fields>-createdon
658     zforeign_curr   = <result_fields>-currency
659     zlocal_curr     = <result_fields>-doc_currncy
660     zrate_type      = c_rate_type.
661
662 *If no result => ratio 1:1
663 IF sy-subrc = 0.
664
665     w_amount = <result_fields>-/bic/k_amntdc.
666     <result_fields>-/bic/k_ffact =
667     <fs_exchge_rate>-zforeign_factor.
668     <result_fields>-/bic/k_tfact =
669     <fs_exchge_rate>-zlocal_factor.
670
671     w_amount = w_amount *
672     <result_fields>-/bic/k_tfact /
673     <result_fields>-/bic/k_ffact.
674
675     <result_fields>-/bic/k_amntdc = w_amount.
676
677 ENDIF.
678 ELSE.

```

Step 7 : Apply external format to the amount without dimension K_AMNTNDC

```

693 CALL FUNCTION 'BAPI_CURRENCY_CONV_TO_EXTERNAL'
694 EXPORTING
695     currency           = <result_fields>-doc_currncy
696     amount_internal   = w_amount
697 IMPORTING
698     amount_external   = w_amount.
699
700 <result_fields>-/bic/k_amntndc = w_amount.
701
702 ENDIF.
703
704 ENDLOOP.

```

BFC heading determination:

- in IM flow (ZZCONACT), the BFC heading is determined in master data C_FIELDN (=value field) using DSO dpcopa14 (data from PF1 table ZZF_BFC_COPA_VF) for the OECD activity = #.
- in COPA flow, the BFC heading is determined in master data C_FIELDN2 (=value field and OECD activity) using DSO dpcopa14 (data from PF1 table ZZF_BFC_COPA_VF) depending of the OECD activity (if no correspondance on the activity, take by default the BFC heading for activity = #). The BFC heading attribute of the MD c_plelmn2 does not take into account the OECD activity, it is available in the report as the "Initial Heading".

WBS element determination:

The standard WBS element from COPA, for CROCO billing types, is always empty. In this case, the WBSE is retrieved in PF1 table Z1F_CRC_INV (Z1F_CRC_INV-PSPNR), during COPA extraction, searching on the Sales order item (VGBEL/VGPOS). It is not possible to found several WBSE for the same sales order item. This enhancement is limited to record type "F" and to CROCO billing types maintained in TVARVC parameter ZBW_FKART_CRC.

Z1F_CRC_INV-PSPNR (8 characters) must be convert into external format (POSID -> 24 characters) for BW (key of c_wbs_el2), we use the function "SBW_PRPS8_TO_PRPS24" for mass translation.

The following technical MD are used in these flows:

-c_tecpct2 (reference c_tecpctr) - Technical Profit Center:

This object is used to determine dynamically the organisational structure (activity1, GBU...).

It follows the business rules in COPA, these rules have changed after SPS project and the old model technical MD, c_techba, is now used for historical data only (before 2018).

cf. part "8.7 Organisation structure" of the specification document: https://drive.google.com/file/d/12lbg2DFSNQPCAXaTiUxM-d3nFZa_Mw9G2Tbwhs0WR7U/view

The entries in this MD are generated only by the SID generation in transactional flows then transformation from the MD to itself determines the attributes.

-c_techpac - Technical Part Activity:

This object is used to determine dynamically the partner organisational structure.

It follows the business rules in COPA, these rules have changed after SPS project and the old model technical MD, c_techpba, is now used for historical data only (before 2018).

cf. part "8.8 Partner Organisation structure" of the specification document: https://drive.google.com/file/d/12lbg2DFSNQPCAXaTiUxM-d3nFZa_Mw9G2Tbwhs0WR7U/view

The entries in this MD are generated only by the SID generation in transactional flows then transformation from the MD to itself determines the attributes.

The MD is compounded with the Partner activity. This field is used for the partner organisation structure determination in the COPA flow, not in IM flow, and it allows to keep the Partner activity determinated in the document.

-c_intgbu7 (reference c_intgbu6) - Intra GBU (Solvay COPA):

This object is used to determine dynamically the intra GBU flag, reading the GBU and partner GBU in c_tecpctr and c_techpac.

The entries in this MD are generated only by the SID generation in transactional flows then transformation from the MD to itself determines the attributes.

The MD is compounded with the Partner activity. This field is used for the partner organisation structure determination in the COPA flow, not in IM flow, and it allows to keep the Partner activity determinated in the document.

-c_tgbr5:

This object is used to determine dynamically the GBR axis.

cf. specifications: <https://drive.google.com/file/d/1PWQ4lzkT2B9Z2UTscu6vn4-lj3gtl5PIRVyDdq9luA/view>

The entries in this MD are generated only by the SID generation in transactional flows then transformation from the MD to itself determines the attributes.

BFC

08/2023 : PO2 Project changes

BFC Data comes from extraction sent by Marie-Yolande KUCZYNSKI

- Every day between 3rd and 20th day + 25th day of the month at 3:30AM (FR)
- Format: txt
- Directory: /BW/exploit/PandL
- Loaded files:
 - BFC_vs_BW_PandL.txt
 - **BFC_vs_BW_PandL_SCO.txt**

The file is loaded by Process chain BFC: Global Process Chain (PC_COPA_PL_12). This one is a subchain called in metachains:

- COPA: PL Global Process Chain (PC_COPA_PL_GLOBAL), called in Daily Process chain (RSP_DAILY). So it is executed everyday (except saturday and sunday), even during closing period, between 1H45 and 2H30.

- COPA: PL - 2 extra loadings during the closing period - P&L (PC_COPA_PL_22). Chain PC_COPA_PL_12 is at the end of the process chain. It is executed only during closing months, between 2nd and 5th closing day. In fact it depends on value of global filters:
 - Rule RUN_CAL_EX, Stream PL_COPA, Active = 'Y'. Calendar to use (=50 for Solvay working days)
 - Rule RUN_PER_EX, Stream PL_COPA, Active = 'Y'. Days on which process chain is executed. Now between 2 and 5.
 - Rule CHECK_LOAD, Stream PL_ELEMENT, Low = PL, Active = 'Y'. Hours on which proces chain should be executed (in the period indicated by the 2 variables above). Now: 08H ,13H ,15H, 20H.
- Notice that process chain is scheduled for every hours, (except saturday and sunday). But execution of loadings is done with enhanced decision tree, according to those variable values.

The file loaded by cancel and replace (using recordmode to delete active records) to propagation layer. For this part, we don't respect LSA methodology.

All business rules calculated between propa DSO DPCOPA02 and Info source

- Easier for maintenance
- Very simple business rules
- Only exclusion of data between info source and business layer

For business and reporting layers, we load by Delete + Full.

From the BFC File (BFC ECO or BFC SCO) , we also load 2 other targets :

- CICC system and adjustment companies
- Companies not working on ERP : only a part of P&L

Those targets are in business layer.

(BFC ECO or BFC SCO) we manage in C_GLBFLT (Stream PL_BFC_ADJ) the authorization scope allowed by Origin DSO

For instance Cube CRCOPA08

Table: /BIC/PC_GLBFLT

| | /BIC/C_STREA | /BIC/C_RULE | /BIC/... | OBJVERS | CI/BIC/C_DESC | /BIC/C_SIGN | /BIC/C_OPTION | /BIC/C_LOW | /BIC/C_HIGH | /BIC/C_ACTIVE |
|--------------------------|--------------|-------------|----------|---------|---|-------------|---------------|------------|-------------|---------------|
| <input type="checkbox"/> | PL_BFC_A... | ABCOPA14 | | 001 A | Authorize Login Scope in the Cube CICC CRCOPA08 | I | EQ | ECO | | N |
| <input type="checkbox"/> | PL_BFC_ADJ | ABCOPA14 | | 002 A | Authorize Login Scope in the Cube CICC CRCOPA08 | I | EQ | SCO | | Y |
| <input type="checkbox"/> | PL_BFC_ADJ | DBCOPA12 | | 001 A | Authorize Login Scope in the Cube CICC CRCOPA08 | I | EQ | ECO | | Y |
| <input type="checkbox"/> | PL_BFC_ADJ | DBCOPA12 | | 002 A | Authorize Login Scope in the Cube CICC CRCOPA08 | I | EQ | SCO | | N |

Only Company with authorization scope ECO are allowed from DSO DBCOPA12

Only Company with authorization scope SCO are allowed from DSO ABCOPA14

For instance Cube CRCOPA07

Table: /BIC/PC_GLBFLT

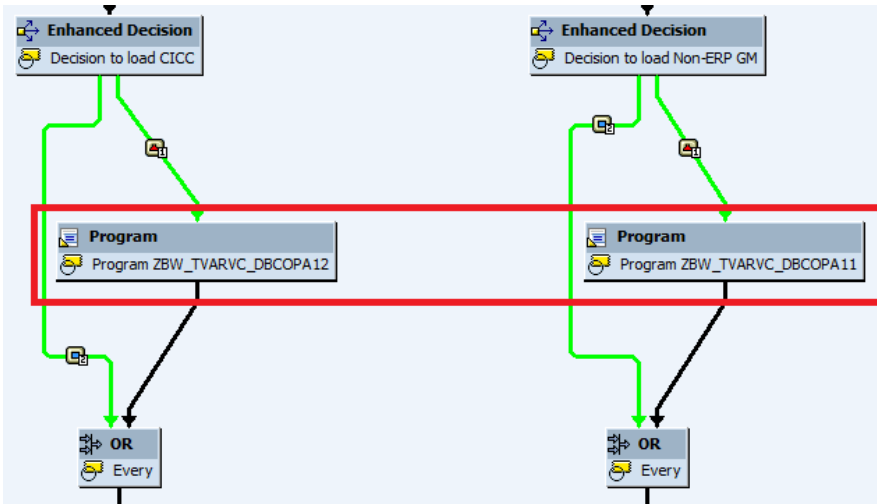
| | /BIC/C_STRE... | /BIC/C_RULE | /BIC/... | O... | CI/BIC/C_DESC | /BI... | /BIC/C_OPTIO... | /BIC/C_LOW | /BIC/C_HIGH | /BIC/C_ACTIVE |
|--------------------------|----------------|-------------|----------|-------|--|--------|-----------------|------------|-------------|---------------|
| <input type="checkbox"/> | PL_BFC_ADJ | ABCOPA13 | | 001 A | Authorize Login Scope in the Cube NON ERP CRCOPA07 | I | EQ | ECO | | N |
| <input type="checkbox"/> | PL_BFC_ADJ | ABCOPA13 | | 002 A | Authorize Login Scope in the Cube NON ERP CRCOPA07 | I | EQ | SCO | | N |
| <input type="checkbox"/> | PL_BFC_ADJ | DBCOPA11 | | 001 A | Authorize Login Scope in the Cube NON ERP CRCOPA07 | I | EQ | ECO | | Y |
| <input type="checkbox"/> | PL_BFC_ADJ | DBCOPA11 | | 002 A | Authorize Login Scope in the Cube NON ERP CRCOPA07 | I | EQ | SCO | | Y |

Company with authorization scope ECO and SCO are coming from DBCOPA11


Those parameters will allow to manage the period BEFORE BFC SCO ; Between BFC SCO -> SPIN OFF and after SPIN OFF

We load them by Delete + Full for current and previous months :

determination in process chains to update TVARVC table



We do selective deletion using programs and loading with selections in DTP



The time reference could be changed manually. There is a written procedure for that

The reporting layer is loaded by deletion and full loading.

Adjustment companies and CICC companies shared the same flow. The source system has to be determined:

- CICC companies : companies in c_compprs with landscape = "CICC" and conso method = "10" and "30" => source system is PI1_020
- Adjustment companies: PRS company code maintained in c_glbfilt (stream = "PL_BFC_ADJ", rule = "COMPANY") => the source system is obtained from c_compprs MD, the read of the MD is restricted to the landscape listed in c_glbfilt (stream = "PL_BFC_ADJ", rule = "LANDSCAPE").

This flow is restricted to the magnitude nature 0LIA01 for CICC and 1RET90 (maintained in c_glbfilt PL_BFC_ADJ/NATMAG) for Adjustment companies.

Non-ERP

We needed a solution for companies not working on ERP. We have created a specific transaction : **ZPL_FILE**

The transaction is based on program : **ZBW_PL_PC**

Documentation about this transaction :

With this transaction, user can load excel file for

- Customer master data
- Material master data
- Non-ERP transactional data

This program will save the file from user upload to format filename + upload time + user ID in folder /exploit/BW/PandL

and copy to the constant files basing on user selection what the data is updated to

- customer_master_data.csv
- material_master_data.csv
- non-erp_data.csv

Example of user manual to upload non-ERP file

Dataflow :

The transaction available in SOLIA portal. For information, it's better to use IE and not Chrome

blocked URL

We have created a new authorization object (C_SRSYST) to be sure that users can only load data for companies they have access to.

We test user's authorizations with **DPAUTH01** DSO

For master data, we can display content of master data in the screen and also save it in an excel file

For master data and transactional data, user can load excel file.

We control content of the file to be sure that there is no error (missing field or incorrect value)

Once data is loaded:

- Save file in csv in /BW/exploit/BW/PandL
- Execute process chain
 - By event
 - Load file to PSA
 - Manage "delta queue" is several loadings at the same time
- Another process chains to load from PSA to BW Info provider
 - 1 for Master data
 - 1 for DSO and cubes
 - Process chain runs 3 times a day (managed in Global filter master data)

Link to the functional document:

Link to the files description:

Profit Center check:

As per the business requirement, program do lot of validations before loading the data. As part of this, For few source systems, there should not be profit center check. Where as for few other source systems, there must be a check for profit center (it should check against the profit center master data). The new source systems can be added into that list.

To have this functionality, program is modified and introduced global filter.

| Stream | Rule | Counter | Global Filter Descri | Sign | Option | Low | High | Active |
|-----------|------|---------|----------------------|------|--------|---------|------|--------|
| ZBW_PL_PC | NERP | 1 | Non ERP Syststems | I | EQ | NERP001 | | Y |
| ZBW_PL_PC | NERP | 2 | Non ERP Syststems | I | EQ | NERP002 | | N |
| ZBW_PL_PC | NERP | 3 | Non ERP Syststems | I | EQ | NERP003 | | N |
| ZBW_PL_PC | NERP | 4 | Non ERP Syststems | I | EQ | NERP004 | | N |
| ZBW_PL_PC | NERP | 5 | Non ERP Syststems | I | EQ | NERP005 | | N |
| ZBW_PL_PC | NERP | 6 | Non ERP Syststems | I | EQ | NERPCYT | | Y |

NERP system with Y No profit center

NERP system with N Profit center is mandatory & it checks the profit center against master data

In future, based on the business decision, by controlling the active parameter to Y/N for each system, we can handle whether profit center check is required or not.

This change is handled as part of UC#4000005270

Currency check:

The currency is retrieved from c_comprsr where c_comprsr__company = c_company in the file during the integration by the transaction ZPL_FILE. An error is raised if the currency can't be determined.

Full flat file check:

Using c_glbflit parameter (steam = "FULLFF", rule = "NERP"), we control the list of source systems for which a full flat file is required:

| Stream | Rule | Counter | Global Filter Descri | Sign | Option | Low | High | Active |
|--------|------|---------|--------------------------------------|------|--------|---------|------|--------|
| FULLFF | NERP | 1 | NON ERP SOURCE SYSTEM FULL FLAT FILE | I | EQ | NERPCYT | | Y |

When a full flat file is expected, that means below gross margin part should not comes from BFC but from the file uploaded using ZPL_FILE. The key figures only in full flat file are maintained in the structure ZNERP_FF_KF and a warning is raised if none of those key figures is filled. It is forbidden to fill one of those key figures if the source system is not in the c_glbflit list.

Full flat file information is kept under the propagation DSO (DPCOPA03) using infoObject c_fullff = "X".

MD Company update:

The MD company is updated for Non ERP source system from the company and the trading partner in the flat file.

All attributes are retrieved from MD PRS company (c_comprsr). The rules are the same for the company and the trading partner, a rule group "Partner" was created to process them in the same transformation:

Display Transformation

Transformation: TRFN: DTS_DPCOPA03_0001 -> C_COMPANY

Source: Non-ERP Data (DTS_DPCOPA03_0001)

Target: Company (C_COMPANY)

Version: Active

Active Version: Executable

Rule Group: Partner

- Standard Group
- New Rule Group

| Posi | Ke | Field | Descript. |
|------|----|-----------|---------------------|
| 1 | | LOGSYS | Source System |
| 2 | | CAI MONTH | Calendar Year/Month |

Problem with old BFC company code: If the BFC company in the file has no correspondance in c_comprsr, it is certainly because the file has the old BFC company code => we must use the current BFC company code even for historical data upload. For instance, BFC company code 7989 must be used instead of 7988:

Characteristic C_COMPPRS - maintain master data: List

Data Records to be Edited

| PRS Company code | Chart of a | Company | Country | Currency | Credit Con | Fiscal Yea | Srce Sys. |
|------------------|------------|---------|---------|----------|------------|------------|-----------|
| 7988 | COCA | 7989 | KR | KRW | SOLV | K4 | PRS_020 |

IM valuation for Non ERP entries in P&L flows :

The goal is to value IM Cost for NON ERP flow using WP1 Material IM Cost unit (for a restricted list of companies); if no correspondance can be found, current business rules is applied (IM Costs = Standard Costs)

Link to the functional document:

BW implementation :

| | |
|---|-------------|
| IM - NON-ERP - Data | DBCOPA27 |
| TRFN: DBCOPA09 -> DBCOPA27 | 0PZMAL5ESI |
| NON-ERP - Data: Transposition of DPCOPA03 | DBCOPA09 |
| TRFN: DPCOPA03 -> DBCOPA09 | 0KEV735W30 |
| NON-ERP - Data | DPCOPA03 |
| TRCS IA_COPA_03 -> ODSO DPCOPA03 | 00U93WHG5 |
| TRFN: DTS_DPCOPA03_0001 PC_FILE -> DP | 0P4PLICPU71 |
| TRFN: ODSO DPCOPA03 -> ODSO DPCOPA0 | 0FDVA8HZZ2 |

In "start routine" of the transformation TRFN: DBCOPA09 -> DBCOPA27, for a company list defined in the master data C_GLBFLT (See after below).

We read the DSO of the integration margin ODS_PCP4 with the specific key.

In case we find a matching entry with the requested KPI different from 0, we create a new line by adjusting the amount and the Magnitu account as follows:

- o C_MGN_ACC = R1540C / 0AMOUNT = Qty VV04 * Integrated variable Cost Unit (C_AMT_CP)*-1/ Lot Size
- o C_MGN_ACC= R1290C / 0AMOUNT = Qty VV04* Integrated Duty costs (K_INTDUT)*-1/ Lot Size
- o C_MGN_ACC = R1291C / 0AMOUNT = Qty VV04* KeyFigure Integrated Transport Cost K_INTFRG*-1/ Lot Size
- o C_MGN_ACC = R2549C / 0AMOUNT = Qty VV04* Integrated CNP part (C_MVR_CNP) *-1/ Lot Size

```

* APPEND FOR EACH RULES

IF <fs_pcp4>-/bic/c_amt_cp IS NOT INITIAL AND
<fs_pcp4>-/bic/c_amt_cp <> 0 AND
<fs_pcp4>-/bic/c_amt_cp <> '0.00' AND
<fs_pcp4>-/bic/k_lotsize <> 0.
wa_source_package-/bic/C_MGN_ACC = 'R1540C'.
wa_source_package-amount = -1 *
( wa_source_package-g_qvva01 * w_c_amt_cp ) / w_lotsize.
W_FLAG = 1.
COLLECT wa_source_package INTO it_source_package.
ENDIF.

IF <fs_pcp4>-/bic/k_intdut IS NOT INITIAL AND
<fs_pcp4>-/bic/k_intdut <> 0 AND
<fs_pcp4>-/bic/k_intdut <> '0.00' AND
<fs_pcp4>-/bic/k_lotsize <> 0.
wa_source_package-/bic/C_MGN_ACC = 'R1290C'.
wa_source_package-amount = -1 *
( wa_source_package-g_qvva01 * w_k_intdut ) / w_lotsize.
W_FLAG = 1.
COLLECT wa_source_package INTO it_source_package.
ENDIF.

```

Unit and currency Conversion :

In case the above calculation is applied be careful to standardize the units and currency between the two sources via the updated function module :

- Z_MD_CONVERT_MATERIAL_UNITS3
- Z_CONVERT_CURRENCY

Master Data C_GLBFLT - Global Filter :

The list of companies can be changed with the Master Data global filter with the following parameters :

| Global Filter Stream (Application) | "Global Filter Rule" | "Global Filter" | Global Filter Active | Global Filter Description | Global Filter Hight Value | Global Filter Low Value | Global Filter Option | Global Filter Sign |
|------------------------------------|----------------------|-----------------|----------------------|---------------------------|---------------------------|-------------------------|----------------------|--------------------|
| CO_NONERP | COMPCode | 1 | Y | Company Code | | 07735 | EQ | E |

PQ1

PQ1 flows are kept only for historical data, they are replaced by PF1 flows since 01.2018!

Glossary

PCA: Profit Center Accounting
GM: Gross-Margin

Presentation

We needed a solution to get the P&L data for Solvay legacy.

- part of data are in GM Flow at detailed level loaded from a ZZ program
- rest of data are in PCA flow at aggregated level
- data are merged at multiprovider level, excluding duplicate data at business layer level

Specific rules

We synchronize process chain between PQ1 and WBP systems:

- WBP PCA **PC_COPA_PL_17** is executed from PQ1 **ZZKPCA_PL_TR** and **ZZKPCA_PL_TR_2**
- WBP GM **PC_COPA_PL_23** is executed from PQ1 **ZZCONEXIA_04**
- WBP C_TECHSEM **PC_COPA_PL_14** and TECHBA / TECHPBA are executed from PQ1 **ZZF_MD_BFC_PL**

Key figure aggregation : Overwrite in WBP and Summation in PQ1

DSO keys are identical in PQ1 and WBP

Aggregation is done during transformation between DSO and Cube

P&L Element attributes

- Determined from ZFC-PL hierarchy for C_PLGRP (P&L Group)
 - P&L Group is the father node of P&L Element
 - When P&L Element is out of hierarchy (no P&L Group), the default P&L Group is ZZ_99999 (these values need to be updated by business in hierarchy)
- From dpcopa13 DSO for c_mgn_acc (BFC Account) and sign

C_TECHBA and C_TECHPBA attributes are determined by reading 0G_CWWE01 attributes

Sales view:

The distribution channel and sales organisation in PQ1 flow is determined, depending of the customer and business area, reading the DSO DPCOPA34. It was updated by a flat file based on PQ1 combinations (the link customer / business area sales organisation is not unique, so this Business rule was estimated to be correct at 98%).

The file loaded in WBP was stored the following directory: https://drive.google.com/drive/folders/1ov1RY95046_CQarQjhJQsZtGBYEwITxL

GBU: the GBU in the reporting is the attribute of c_techba. The GBU stored in the DSO from the Business transformation layer is also the attribute of c_techba (replaced between propagation and business layer) and not the GBU from PQ1 which is linked to the business area in ZZCONACT.

Some objects in the DSO, as the GBU, the division and material group, are stored instead of being determined dynamically. It was required in order to determine some attributes (GBR axis or sales employee) in the reporting and it was considered not necessary to develop a more complex solution for this historical data flow.

GM Flow

Classic delta loading is currently not possible in Solvay side due to cumulated key figure:

after delta infopackage ran, the list of companies in the PSA is updated in TVARVC parameter PL_TVARVC_COMPANY_GM by the program Z_UPDATE_COMP_TVARVC_GM in Process chains. Moreover, the calmonth in the PSA is read in a decision form in the Process Chain and updated in TVARVC parameter PL_TVARVC_CALMONTH_GM => the Process chain allow only to load one month, if there is several month in the PSA, the loads are aborted.

In order to be sure to have all data concerning the companies/month in the delta, a full infopackage is then executed using the companies in parameter PL_TVARVC_COMPANY_GM and the calmonth in PL_TVARVC_CALMONTH_GM.

Before, to load each target in this flow, a selective deletion is done on the companies in the parameter PL_TVARVC_COMPANY_GM and the month in PL_TVARVC_CALMONTH_GM.

The GM flow works with expert routines:

There is a simple ABAP to determine Source system, /BIC/C_PCOMPAN and /BIC/C_COMPPRS and a more complex ABAP to transpose Source Key Figure into Z* P&L Elements:

- Read table c_keyfigr and loop on each value
- Uses field symbol to assign Key Figure source field and Unit source field
- Depending on c_ratioim (Ratio Type) value, we have 3 different cases:
 - X means that key figure is assigned to 0AMOUNT and will be used in main P&L query
 - Q means that key figure is assigned to invoice quantity (G_QVVA01)
 - Empty value means that corresponding key figure will be loaded in K_AMNTDC (Amount in DC)

PCA Flow : DPCOPA11 -> DBCOPA15

There is a ABAP Rule to determine Sign,C_PCOMPRS and Logical System (simple rules)
 Be aware that data are filtered on PQ1 side to load only profit center:

- S*
- D*
- SCHEF* (redundant)
- Note that a security filter has been added to DTP on WBP side

PCA Flow : DBCOPA15 -> DBCOPA14

There is a start Routine used to exclude value. It was a functional need to have all value for reporting in one DSO DBCOPA15 and filtered value in DSO DBCOPA14.

Integrated Margin (IM)

LER Determination

LER stands for Legal Entity Reduction. It allows to identify companies that works both in WP1 and PF1 systems.

We have 3 cases for LER

- 1: Company is not LER and Plant is not Trading Plant
- 2: Company is not LER and Plant is Trading Plant
- 3: Company is not LER

The list of companies is managed in Global filter master data C_GLBFLT manually or by flat file:

| Characteristic C_GLBFLT - maintain master data: List | | | | | | | | | |
|---|------|---------|-------------------------|------|--------|--------|--------|--------|--|
| Data Records to be Edited | | | | | | | | | |
| Stream | Rule | Counter | Global Filter Descri | Sign | Option | Low | High | Active | |
| LER | 0001 | 1 | COMPANY IS LER ELIGIBLE | I | BT | 200401 | 299912 | N | |
| LER | 0005 | 1 | COMPANY IS LER ELIGIBLE | I | BT | 200401 | 299912 | N | |
| LER | 0125 | 1 | COMPANY IS LER ELIGIBLE | I | BT | 200401 | 299912 | N | |
| LER | 0128 | 1 | COMPANY IS LER ELIGIBLE | I | BT | 200401 | 299912 | N | |
| LER | 0134 | 1 | COMPANY IS LER ELIGIBLE | I | BT | 200401 | 299912 | N | |
| LER | 0143 | 1 | COMPANY IS LER ELIGIBLE | I | BT | 200401 | 299912 | N | |
| LER | 0192 | 1 | COMPANY IS LER ELIGIBLE | I | BT | 200401 | 299912 | N | |
| LER | 0210 | 1 | COMPANY IS LER ELIGIBLE | I | BT | 200401 | 299912 | N | |

The Trading plant is managed in C_PLANT master data through attribute C_SORT2. If C_SORT2 = 'NDIR', it means the plant is a trading plant.

In transactional data flow, we determine the LER case using function module ZDETERMINE_LER

```

CLEAR w_lerflag.
CALL FUNCTION 'ZDETERMINE_LER'
  EXPORTING
    IP_CALMONTH      = <result_fields>-calmonth
    IP_LOGSYS        = <result_fields>-logsys
    IP_PLANT         = <result_fields>-/bic/c_plant
    IP_COMPDE       = <result_fields>-/bic/c_compcde
  IMPORTING
    EP_LER_FLAG     = w_lerflag
  TABLES
    IT_PLANT        = ITB_PLANT
    IT_GLBFLT       = ITB_GLBFLT.
IF w_lerflag IS NOT INITIAL.
  <result_fields>-/bic/c_lerflag = w_lerflag.
ENDIF.

```

itb_plant is the list of plant with C_PLANT__C_SORT2 = NDIR and itb_glbfilt is the list extracted from C_GLBFLT master data

In the function module, we check if the company is in itb_glbfilt for the period.
 If yes, LER value = 3. If not, we check if the plant is in itb_plant. If yes, LER value= 2 else LER value = 1

IM Unit cost determination

Basically, LER companies are selling in WP1 products made in PF1. So to calculate integrated margin we need to have the cost unit price from PF1 system.

To do so, we use IM from PQ1 DSO (explained after in case 4)

| | | | | | |
|--|---|----------|----------------------------------|----------------------------------|----------|
| <ul style="list-style-type: none"> ▼ IM - LER Cost Unit > TRFN: DBCOPA16 -> DBCOPA25 (OBSOLETE) ▼ TRFN: DBCOPA26 -> DBCOPA25 ▼ IM - PQ1 - GM Data | <table border="0"> <tr><td>DBCOPA25</td></tr> <tr><td>OMTCBFEIF2P46EHN08CYZP1UFT34AYR5</td></tr> <tr><td>0LWAYZE0G6O8MA75COTCB1LYCOKNY1AJ</td></tr> <tr><td>DBCOPA26</td></tr> </table> | DBCOPA25 | OMTCBFEIF2P46EHN08CYZP1UFT34AYR5 | 0LWAYZE0G6O8MA75COTCB1LYCOKNY1AJ | DBCOPA26 |
| DBCOPA25 | | | | | |
| OMTCBFEIF2P46EHN08CYZP1UFT34AYR5 | | | | | |
| 0LWAYZE0G6O8MA75COTCB1LYCOKNY1AJ | | | | | |
| DBCOPA26 | | | | | |

In the DSO, the key is the material, the origin plant in PF1, the calendar month and the value field

| IM - LER Cost Unit (DBCOPA25) Rule Group: Standard Group | | | | | | |
|--|------------------------------------|------|-----|------------|-----|-------------------------------|
| Rule | Rule Name | Posi | Key | InfoObject | Ico | Descript. |
| ▶ | 0LOGSYS | 1 | | 0LOGSYS | | Source System |
| ▶ | C_MATNR2 | 2 | | C_MATNR2 | | Material |
| ▶ | C_ZZWWE41 | 3 | | C_ZZWWE41 | | Origin Plant |
| ▶ | 0CALMONTH | 4 | | 0CALMONTH | | Calendar Year/Month |
| ▶ | C_FIELDN | 5 | | C_FIELDN | | Value Field |
| ▶ | Take data from C_KEYFIGR__C_LERFLD | 7 | | C_PLELMN2 | | P&L Element |
| ▶ | 0G_QVVA04 | 8 | | 0G_QVVA04 | | Qty unit base |
| ▶ | 0AMOUNT | 9 | | 0AMOUNT | | Amount |
| ▶ | 0G_UVVA04 | 10 | | 0G_UVVA04 | | Un Qty unit base |
| ▶ | 0CURRENCY | 11 | | 0CURRENCY | | Currency key |
| | Calculated in end routine | 12 | | K_INTVCU | | Integrated Variable cost unit |
| | Calculated in end routine | 13 | | K_INTNPCU | | Integrated Non prop cost unit |
| | Calculated in end routine | 14 | | K_INTDUT | | Integrated Duty unit cost |
| | Calculated in end routine | 15 | | K_INTFC | | Integrated Other Fixed Costs |

Example of results in DBCOPA25

| Data Browser: Table /BIC/ADBCOPA2500: 3 of 3 Hits | | | | | | | | | | | | | | |
|---|----------|--------------|----------|-------------|---|-------------|---------------|-------------|------------|----------|-----------|--------------------|------------------|------------------|
| Source | Material | Origin Plant | Calendar | Value Field | R | P&L Element | Qty unit b... | Amount | Un Qty uni | Currency | Integ Var | Integ NP cost unit | Integ Duty un... | Integrated Ot... |
| PF1_020 | 41476 | LHC | 05.2016 | VVD0C | | VVD0C | 17.940 | 130.221,08- | KG | EUR | 7,259- | 0,000 | 0,00 | 0,00 |
| PF1_020 | 41476 | LHC | 05.2016 | VVE0C | | VVE0C | 17.940 | 6.895,06- | KG | EUR | 0,000 | 0,384- | 0,00 | 0,00 |
| PF1_020 | 41476 | LHC | 05.2016 | VVE2C | | VVE2C | 17.940 | 87.309,32- | KG | EUR | 0,000 | 0,000 | 0,00 | 4,87- |

Note: there is very important semantic group in the DTP

CALMONTH
 C_MATNR2
 C_MATGR1

Transport Costs & Duties

To calculate costs and duties costs, we use TIERS application.
 The easiest and most efficient for us was to use APD.

We have created 2 APD using the same query APD_DPCOPC01_0001 and APD_DPCOPC01_0002.
 We need to run APD 2 times in the same process chain, for current and previous months. It was not possible to run the same APD 2 times so we had to create 2 identical APD

Description
 Calendar Year/Month Period (Interval, Mandatory)
 Use Standard Text

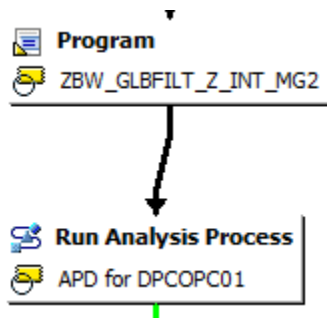
Technical Name
 V_0CALMONTH_0010

Global Settings
 Type of Variable
 Characteristic Value
 Processing By
 Customer Exit
 Reference Characteristic
 Calendar Year/Month

The customer exit is updated in the process chain

Program ZBW_GLBFLT_Z_INT_MG2 setup global filter Stream = 'Z_INT_MG' and Rule = 'CALMONTH' to be M-2 to M-1

Program ZBW_GLBFLT_Z_INT_MG setup global filter Stream = 'Z_INT_MG' and Rule = 'CALMONTH' to be M-1 to M



APD will use query BW_QRY_MVSDTR01_9999.

In the query, the month is determined by a customer exit (class ZCL_BIU001_V_0CALMONTH_0010 - After variable)

Query will select Stream = 'Z_INT_MG' and Rule = 'TIERS_MTH' for the high value = period and minus low value (normally last 6 month)

| Stream | Rule | Counter | V | Change flag (I inserted / D deleted...) | Global Filter Descri | Sign | Opti... | Low | Hight | Active |
|----------|-----------|---------|---|--|--|------|---------|-----|--------|--------|
| Z_INT_MG | TIERS_MTH | 001 | A | | CALMONTH REFERENCE TO USE FOR DBCOPA24 (TIERS QUERY) | I | EQ | 6 | 202306 | Y |

BW_QRY_MVSDTR01_9999 (APD_DPCOPC01_0001) -> DPCOPC01 -> DBCOPA24

⚠ The date is using 0RSTT_RMNTH while Tiers query using C_SHIPNU2__C_COMPMON. It is correct from ticket WO0000000137785 (May 2022) to change from 0CALMONTH to 0RSTT_RMNTH

We store result of the APD in DPCOPC01.

Then DPCOPC01 is loaded into DBCOPA24.
 After that we load data from DBCOPA01.

The order is important, DPCOPC01 then DBCOPA24 because we don't fill K_LOTSZE key figures when data exists in DPCOPC01 and DBCOPA01 (it would double the key figure)

Becareful : there is an exclusion of GBU

The authorized GBU are managed in Global Filter

Stream : Z_INT_MG

Rule GBU

Active : Y

Data Browser: Table /BIC/PC_GLBFLIT Select Entries 5

| Stream | Rule | Counter | V | Change flag (I inserted / D deleted) | Global Filter Descri | Sign | Option | Low | Hight | Active |
|----------|------|---------|---|--|--|------|--------|-----|-------|--------|
| Z_INT_MG | GBU | 001 | A | | GBU TO KEEP IN DBCOPA24 | I | EQ | CS | | Y |
| Z_INT_MG | GBU | 002 | A | | GBU TO KEEP IN DBCOPA24 | I | EQ | PM | | N |
| Z_INT_MG | GBU | 003 | A | | GBU to benefit automatisatation of freight in IM calculation | I | EQ | TS | | Y |
| Z_INT_MG | GBU | 004 | A | | GBU SILICA to benefit automatisatation of freight in IM calc | I | EQ | SI | | Y |
| Z_INT_MG | GBU | 005 | A | | GBU AROMA to benifit automatisatation of freight in IM calc | I | EQ | PA | | Y |

Case 1: WP1 - No LER No Trading Plant

For WP1 flow, we have 2 sub-flows, 1 for CDSA and 1 for IECRA. And for each sub-flow, we split in 3 cases. So at the end, from 2 source DSO we have 6 target DSO.

To have a BW model as simple as possible to maintain, we have decided to use an Info source between sources and targets:

- IM - RCS - CDSA NO LER NO TP
 - TRFN: IB_COPA_03 -> DBCOPA21
 - Integrated Margin - Business rules
 - TRFN: DBCOPA02 -> IB_COPA_03
 - TRFN: DBCOPA03 -> IB_COPA_03

| | | |
|--------------------|---|--------|
| DBCOPA21 | ≡ | Manage |
| 07JX9AWBTHNC4T... | ≡ | Change |
| IB_COPA_03 | ≡ | Change |
| 075LJDYI5LXW2ZP... | ≡ | Change |
| ONEHEJ60ASPVRRL... | ≡ | Change |

InfoSources

From source DSO to Info source we only have the LER determination rule to apply (function module ZDETERMINE_LER). In term of maintenance, it's easier because if we need to modify the rule, we only have the change the function module and not the transformation.

From Info source to target DSO, we have a start routine calling program Z_LER_RULES

```

* DELETE RECORDS
DELETE SOURCE_PACKAGE WHERE /bic/c_lerflag <> '1'.
DELETE SOURCE_PACKAGE WHERE /bic/c_fieldn <> 'QUANTITY'
AND /bic/c_fieldn <> 'VVD00'
AND /bic/c_fieldn <> 'VVE00'
AND /bic/c_fieldn <> 'VVF00'.

* CALL PROGRAM FOR LER
INCLUDE Z_LER_RULES.

* DELETE RECORDS WITH VALUE FIELD QUANTITY
DELETE SOURCE_PACKAGE WHERE /bic/c_fieldn = 'QUANTITY'
OR /bic/c_fieldn = 'VVD00'
OR /bic/c_fieldn = 'VVE00'
OR /bic/c_fieldn = 'VVF00'.

```

The first row with LER flag is using the function module ZDETERMINE_LER and we keep useful data. The following rows are to be sure that we keep only useful value fields. This filter is also set in the DTP.

After the program, as we generated new value fields, we delete the original ones.

To have more details about Z_LER_RULES, there is a dedicated document about it:

https://drive.google.com/file/d/1g3C-PCuUTmyfZ8e2HHZjsby_Tl5gIHUZYUzzorx6U/view

blocked URL

blocked URL

blocked URL

We have a special case because we may have documents without quantity and transaction types B or Z

blocked URL

In this case we determine VVD0C value field from VVD00, VVE0C from VVE00 and VVF0C from VVF00.

In the standard case, we pick data from ODS_PCP4

blocked URL

And we calculate new value fields

blocked URL

blocked URL

blocked URL

blocked URL

blocked URL

We also convert quantities and amounts.

If no records are found in ODS_PCP4, we determine value fields from source DSO

blocked URL

blocked URL

blocked URL

Exception Table :

In some exceptional cases , some postings must be excluded from IM flow
Those posting are stored in DSO ABCOPA07

Table Content /BIC/AABCOPA071: 68 of 68

| REQTSH | DATAPAKD | RECORD | RECORDMODE | /BIC/C_PABELNR/BL | CO_AREA | /BIC/C_PSTEXGF | /BIC/C_P | /BIC/C_PSTEXCR | /BIC/C_PSTEXT |
|----------------------------------|----------|--------|------------|-------------------|---------|----------------|----------|------------------|--------------------------------|
| {2021-10-11 11:13:04 000004 CET} | 000001 | 1 | | 0008235000 | Z028 | COPA-IM | 11.10.20 | BLANC INTERGRATI | 000000000000000000000006038904 |
| {2021-10-11 11:13:04 000004 CET} | 000001 | 2 | | 0008235001 | Z028 | COPA-IM | 11.10.20 | BLANC INTERGRATI | 000000000000000000000006038904 |
| {2021-10-11 11:13:04 000004 CET} | 000001 | 3 | | 0008235003 | Z028 | COPA-IM | 11.10.20 | BLANC INTERGRATI | 000000000000000000000006038904 |
| {2021-10-11 11:13:04 000004 CET} | 000001 | 4 | | 0008235004 | Z028 | COPA-IM | 11.10.20 | BLANC INTERGRATI | 000000000000000000000006038904 |
| {2021-10-11 11:13:04 000004 CET} | 000001 | 5 | | 0008235005 | Z028 | COPA-IM | 11.10.20 | BLANC INTERGRATI | 000000000000000000000006038904 |
| {2021-10-11 11:13:04 000004 CET} | 000001 | 6 | | 0008235006 | Z028 | COPA-IM | 11.10.20 | BLANC INTERGRATI | 000000000000000000000006038904 |
| {2021-10-11 11:13:04 000004 CET} | 000001 | 7 | | 0008235013 | Z028 | COPA-IM | 11.10.20 | BLANC INTERGRATI | 000000000000000000000006038904 |
| {2021-10-11 11:13:04 000004 CET} | 000001 | 8 | | 0008235014 | Z028 | COPA-IM | 11.10.20 | BLANC INTERGRATI | 000000000000000000000006038904 |
| {2021-10-11 11:13:04 000004 CET} | 000001 | 9 | | 0008235015 | Z028 | COPA-IM | 11.10.20 | BLANC INTERGRATI | 000000000000000000000006038904 |
| {2021-10-11 11:13:04 000004 CET} | 000001 | 10 | | 0008235017 | Z028 | COPA-IM | 11.10.20 | BLANC INTERGRATI | 000000000000000000000006038904 |
| {2021-10-11 11:13:04 000004 CET} | 000001 | 11 | | 0008235018 | Z028 | COPA-IM | 11.10.20 | BLANC INTERGRATI | 000000000000000000000006038904 |
| {2021-10-11 11:13:04 000004 CET} | 000001 | 12 | | 0008235020 | Z028 | COPA-IM | 11.10.20 | BLANC INTERGRATI | 000000000000000000000006038904 |
| {2021-10-11 11:13:04 000004 CET} | 000001 | 13 | | 0008235021 | Z028 | COPA-IM | 11.10.20 | BLANC INTERGRATI | 000000000000000000000006038904 |
| {2021-10-11 11:13:04 000004 CET} | 000001 | 14 | | 0008235023 | Z028 | COPA-IM | 11.10.20 | BLANC INTERGRATI | 000000000000000000000006038904 |
| {2021-10-11 11:13:04 000004 CET} | 000001 | 15 | | 0008235025 | Z028 | COPA-IM | 11.10.20 | BLANC INTERGRATI | 000000000000000000000006038904 |
| {2021-10-11 11:13:04 000004 CET} | 000001 | 16 | | 0008235026 | Z028 | COPA-IM | 11.10.20 | BLANC INTERGRATI | 000000000000000000000006038904 |
| {2021-10-11 11:13:04 000004 CET} | 000001 | 17 | | 0008235027 | Z028 | COPA-IM | 11.10.20 | BLANC INTERGRATI | 000000000000000000000006038904 |
| {2021-10-11 11:13:04 000004 CET} | 000001 | 18 | | 0008235028 | Z028 | COPA-IM | 11.10.20 | BLANC INTERGRATI | 000000000000000000000006038904 |
| {2021-10-11 11:13:04 000004 CET} | 000001 | 19 | | 0008235029 | Z028 | COPA-IM | 11.10.20 | BLANC INTERGRATI | 000000000000000000000006038904 |
| {2021-10-11 11:13:04 000004 CET} | 000001 | 20 | | 0008235030 | Z028 | COPA-IM | 11.10.20 | BLANC INTERGRATI | 000000000000000000000006038904 |
| {2021-10-11 11:13:04 000004 CET} | 000001 | 21 | | 0008235031 | Z028 | COPA-IM | 11.10.20 | BLANC INTERGRATI | 000000000000000000000006038904 |
| {2021-10-11 11:13:04 000004 CET} | 000001 | 22 | | 0008235032 | Z028 | COPA-IM | 11.10.20 | BLANC INTERGRATI | 000000000000000000000006038904 |
| {2021-10-11 11:13:04 000004 CET} | 000001 | 23 | | 0008235033 | Z028 | COPA-IM | 11.10.20 | BLANC INTERGRATI | 000000000000000000000006038904 |
| {2021-10-11 11:13:04 000004 CET} | 000001 | 24 | | 0008235034 | Z028 | COPA-IM | 11.10.20 | BLANC INTERGRATI | 000000000000000000000006038904 |
| {2021-10-11 11:13:04 000004 CET} | 000001 | 25 | | 0008235035 | Z028 | COPA-IM | 11.10.20 | BLANC INTERGRATI | 000000000000000000000006038904 |
| {2021-10-11 11:13:04 000004 CET} | 000001 | 26 | | 0008235036 | Z028 | COPA-IM | 11.10.20 | BLANC INTERGRATI | 000000000000000000000006038904 |
| {2021-10-11 11:13:04 000004 CET} | 000001 | 27 | | 0008235037 | Z028 | COPA-IM | 11.10.20 | BLANC INTERGRATI | 000000000000000000000006038904 |
| {2021-10-11 11:13:04 000004 CET} | 000001 | 28 | | 0008235038 | Z028 | COPA-IM | 11.10.20 | BLANC INTERGRATI | 000000000000000000000006038904 |

In this DSO we store COPA postings excluded, Controlling area , a description and a ticket number

Example of CSV file : https://drive.google.com/file/d/1ovJPpOrilvZeAa_adl_lspXFvqUbgDGE/view

Case 2: WP1 - No LER Trading Plant

blocked URL

We determine value fields from source DSO

blocked URL

Case 3: WP1 - LER

blocked URL

This case works only with quantity value field

We get the value field VVD0C from DBCOPA25 (IM Cost Unit) to calculate new value field

blocked URL

blocked URL

blocked URL

blocked URL

blocked URL

It's the same logic for value fields VVE0C and VVE2C.

At the beginning of the project, we determined also VVC3C but it was dropped later. The code is in comments so it's easy to add it.

Case 4: PF1

PQ1 flows are kept only for historical data, they are replaced by PF1 flows since 01.2018!

For PF1 system, we only use the GM flow (concerning the PQ1 flow).

Expert routine is the same except for the selection of key figures (C_KEYFIGR info object)

In IM, we keep key figures with the flag as X and ZN8110BQTY P&L element. In the normal flow (concerning the PQ1 flow) , we exclude key figures with flag as X

Characteristic C_KEYFIGR - maintain master data: List

Data Records to be Edited

| Key Figure | PF1/P&L Element | Magnitude | Ratio | Type | Sign | Unit | InfoObjet | Flag for I | Srcr Sys. | LER Value | Long Description |
|------------|-----------------|-----------|-------|------|------|------|----------------|------------|-----------|-----------|--|
| K_SALQTYK | ZN8110BQTY | N8110 | Q | | | | BASE_UOM | | | QUANTITY | Sales Quantity in KG |
| K_ZCNGDEP | ZDEPC | R2549C | X | | - | | /BIC/C_CNCRCDV | X | | VVE0C | Cdv conso depreciations |
| K_ZCNGOFC | ZFIXCOSTC | R2549C | X | | - | | /BIC/C_CNCRCDV | X | | VVE2C | Cdv conso other fix costs |
| K_ZCNGRMT | ZMATC | R1540C | X | | - | | /BIC/C_CNCRCDV | X | | VVD0C | Cdv conso raw materials |
| K_ZCNGTOL | ZTOLLINGC | R1540C | X | | - | | /BIC/C_CNCRCDV | X | | VVD0C | Cdv conso tollings |
| K_ZCNGUTL | ZUTILC | R1540C | X | | - | | /BIC/C_CNCRCDV | X | | VVD0C | Cdv conso utilities |
| K_ZDISC | ZR10000DIL | R10000 | X | | | | LOC_CURRCY | | | | Discounts & surcharges (invoiced) |
| K_ZDISCOC | ZR10000DID | R10000 | | | | | DOC_CURRCY | | | | Discounts in transaction currency |
| K_ZDUTY | ZDUTYC | R1290C | X | | - | | LOC_CURRCY | X | | VVC3C | Duty |
| K_ZGROSS | ZR10000GRL | R10000 | X | | | | LOC_CURRCY | | | | Invoiced Gross amount |
| K_ZGROSSC | ZR10000GAD | R10000 | | | | | DOC_CURRCY | | | | Gross amount in transaction currency (invoice) |
| K_ZLEGDLT | ZDCOPAL | R15400 | X | | - | | LOC_CURRCY | | | | Cdv legal delta COPCA |
| K_ZLEGOFC | ZFIXCOSTL | R25490 | X | | - | | LOC_CURRCY | | | | Cdv legal other fix costs |
| K_ZLEGRMT | ZMATL | R15400 | X | | - | | LOC_CURRCY | | | | Cdv legal raw materials |
| K_ZLEGTOL | ZTOLLINGL | R15400 | X | | - | | LOC_CURRCY | | | | Cdv legal tollings |
| K_ZLEGUTL | ZUTILL | R15400 | X | | - | | LOC_CURRCY | | | | Cdv legal utilities |
| K_ZLGDEP | ZDEPL | R25490 | X | | - | | LOC_CURRCY | | | | Cdv legal depreciations |
| K_ZREBAT | ZR10000REL | R10000 | X | | | | LOC_CURRCY | | | | Rebates |
| K_ZREBATC | ZR10000RED | R10000 | | | | | DOC_CURRCY | | | | Rebates in transaction currency |
| K_ZTRNSPT | ZR12910 | R12910 | X | | - | | LOC_CURRCY | | | | Transport |

PF1 IM flow particularities:

ZZCONACT table in PF1 is the source for IM key figures in P&L model.

ZZCONACT is fully emptied each time a recalculation occurs. A recalculation is done for **only one month** and a list of companies (not always all the companies) => the solution should be adapted if several months are calculated at the same time.

In WBP, a selective deletion on the recalculated perimeter (reading the PSA content) is done at each level of DSO/cube before loading. In consequence, no need to activate the data in DSO, so it was chosen to use write optimised DSO instead of standard one.

As the selective deletion is done according to PSA content, and only one month is allowed, please think to delete request in the PSA after a manual update!

A semantic key was chosen for the DSO in order to be sure that no duplicate data are loaded. All characteristics should part of the key but BW do not permit more than 16 Infoobjects, in consequence, technical objects were created to concatenate the value of several characteristic into one objet (similarly to the PQ1 solution).

If there is duplicated data in the DSO, it could be due to an incorrect recovery procedure or because a new field was added to the ZZCONACT table and should be part of the key.

Allocation of internal logistic costs in IM (DBCOPA28 and DBCOPA36):

Percentage of allocation:

The DSO DPCOPA08 contains the result of the APD ADP_DSO_DPCOPA08. This APD retrieve, from the query BW_QRY_MVCOPA01_0011, the internal logistic costs (Euros) and the external sold quantity (VKG) at level industrial origin / business area / country of destination for the period [M-2 to M-1]:

- M = month defined in c_glbfilt_c_high stream = "PL_ELEMENT", rule = "INT_MARG", counter = "1", it is equal to the month being uploaded from ZZCONACT, derived from TVARVC parameter PL_TVARVC_CALMONTH_GM - 1.
- The number of months to take into account for the calculation, currently 2, can be changed using c_glbfilt_c_low stream = "PL_ELEMENT", rule = "INT_MARG", counter = "1" (if c_low = "1" => calculation is done on M-2 to M-1, if c_low = "2" => calculation is done on M-3 to M-1,...)
- The percentage of allocation is calculated in the APD by the formula : $(100 * R12910 - \text{Internal Log}) / \text{ABS}(N8110 - \text{Qty Sold Ext})$.

Remarks: DPCOPA08 contains only the result of the last APD execution. These data are then loaded into DBCOPA13 which keeps all historical data.

For the moment, the query BW_QRY_MVCOPA01_0011 can't give the result for several GBU (today only one GBU = SD) and it would not be easy to create a unique query that determine the key figure "R12910- Internal Logistic Cost" for several GBU as it should be filtered, for each GBU, by the partner = # or the concerned GBU. If necessary to enhance to several GBU in the future, a solution could be to determine the key figures split by GBU and Partner GBU and to complete the calculation in a transformation.

Reloading procedure:

The following steps must be done once by month to recover (it would be interessant to create a recovery Process Chain, that load for instance one complete year automatically, updating global filter before each APD execution)

- 1) Change the month in c_glbfilt_c_high for stream = "PL_ELEMENT", rule = "INT_MARG", counter = "1" to the month to reload -1.
- 2) Execute APD ADP_DSO_DPCOPA08
- 3) Selective deletion on the month to recover in DBCOPA13
- 4) Execute DTP: DPCOPA08 -> DBCOPA13 - Full then activate load requests in DBCOPA13

R1291C - Integrated Logistics costs - variable (TIERS)

The original solution (DBCOPA28) was created for PQ1 flow and is kept for historical data (<2018). This solution was reproduced for PF1 flow (DBCOPA36) for data >= 2018, the main difference between historical and new solution is that quantities are not coming from ZZCONACT anymore but from COPA.

PQ1 flow (<2018):

It consists to generate a line on P&L element ZR1291C => it is derived from the quantities on which we **apply the percentage of allocation (= the internal logistic costs / the external sold quantity) in the DSO DBCOPA13** at a level industrial origin / business area / country of destination.

The quantities are determined from ZZCONACT lines with P&L element = "ZN8110BQTY".

This solution is currently used only for Soda-Ash: DTP and start routine filtered on C_TECHBA__CPFCTR1_2="SD", the GBU is maintained in C_GLBFIL MD: stream = "PL_ELEMENT", rule = "IM_IL_GBU"). In order to enhance to other GBU, it would be necessary to update DBCOPA13 to have the percentage of allocation by GBU.

PF1 flow:

It consists to generate a line on P&L element ZR1291C => it is derived from the quantities on which we **apply the percentage of allocation (= the internal logistic costs / the external sold quantity) in the DSO DBCOPA13** at a level industrial origin / business area / country of destination.

The quantities are determined from COPA lines. Following CROCO project, some quantities are in unity "PRT" (services), these quantities must not be taken into account in the calculation.

The Process Chain is synchronised with ZZCONACT loading as it will determine the month to calculate (as today the percentage of allocation for M-1 is determined using costs on [M-3;M-2] there is no real dependance). This month is updated in TVARVC variable "PL_TVARVC_CALMONTH_IM_SOLV" updated in PF1 IM Process Chain.

Deletion of the data on the month to reload is done on the DSO in case the keys are not the same after reload (change on BU, country of destination or restated BA determination or less lines after ZZCONACT recalculation) but it should not be usefull normally.

This solution is currently used only for Soda-Ash: end routine filtered on C_TECPC2__CPFCTR1_2="SD", the GBU is maintained in C_GLBFIL MD: stream = "PL_ELEMENT", rule = "IM_IL_GBU"). In order to enhance to other GBU, it would be necessary to update DBCOPA13 to have the percentage of allocation by GBU.

Case 5: Non ERP

For Non ERP we load data from propagation layer but we only keep some value fields we modify

```
* DELETE SOURCE PACKAGE TO KEEP ONLY R15400, R12910, R12900 AND R25490
DELETE SOURCE_PACKAGE WHERE /bic/c_mgn_acc <> 'R15400'
                           AND /bic/c_mgn_acc <> 'R12910'
                           AND /bic/c_mgn_acc <> 'R12900'
                           AND /bic/c_mgn_acc <> 'R25490'.

* BUSINESS RULES: DUPLICATE C_MGN_ACC
LOOP AT SOURCE_PACKAGE INTO wa_source_package.
CASE wa_source_package-/bic/c_mgn_acc.
  WHEN 'R15400'.
    wa_source_package-/bic/c_mgn_acc = 'R1540C'.
    COLLECT wa_source_package INTO it_source_package.
  WHEN 'R12910'.
    wa_source_package-/bic/c_mgn_acc = 'R1291C'.
    COLLECT wa_source_package INTO it_source_package.
  WHEN 'R12900'.
    wa_source_package-/bic/c_mgn_acc = 'R1290C'.
    COLLECT wa_source_package INTO it_source_package.
  WHEN 'R25490'.
    wa_source_package-/bic/c_mgn_acc = 'R2549C'.
    COLLECT wa_source_package INTO it_source_package.
  WHEN OTHERS.
  ENDCASE.
ENDLOOP.
```

Case 7: Sales in PF1, Production in WP1

[blocked URL](#)

In some cases, Integrated Margin needs to be calculated for a sale stored in Solvay system PF1, containing materials produced by a RCS plant and thus stored in WP1 system.

A set of eligibility rules has been established to qualify the need to check in WP1 system for Integrated Margin, as displayed in the graph below.

[blocked URL](#)

To calculate Integrated Margin in these cases, we must:

1. Collect the Material information from WP1, associate the quantity discovered to an entry in the Cost Unit DSO (ODS_PCP4).
2. Suppress the existing Integrated Margin value calculated from PF1 entries (these "negative" entries are stored in DBCOPA41).
3. Make the data available for Reporting, via a new cube CRCOPA30 added to MultiProvider MVCOPA01.

Every one of these operations are centered around new DataStore Object *IM - Solvay Sales at Rhodia IM costs* (DBCOPA35), which

- Collects data from existing Solvay DataFlow (DSO *Profitability Analysis: COPA - Solvay Legacy* DBCOPA30), **Note:** *There is a filter in transformation between DBCOPA30 and IB_COPA_06 to delete all but Novcare (CS) data.*
- Proceeds with eligibility checks (reading DSOs *Profitability Analysis: COPA - Origin/Plant Match-up* DBCOPA35 and *IM - Solvay PF1 - GM Data (Write-Optimized)* DBCOPA34 to qualify eligibility),
- Calculates Integrated Margin on eligible entries,
- Feeds the list of eligible entries to *IM - Solvay PF1 - GM Data Annulation (Write-Optimized)* DBCOPA41 to negate existing Integrated Margin entries in DBCOPA34,
- Feeds cube *IM - Solvay PF1 - GM Data Annulation* CRCOPA30 for Reporting of the new WP1 Integrated Margins.

Process Chain: PC_COPA_PL_45 - IM: RCS-Produced Solvay Materials

This PC will delete/reload the data on 0CALMONTH = parameter in C_GLBFILTER

Stream = COPA
 Rule = DBCOPA35
 Counter = 001

on following infoproviders (program Z_DEL_DBCOPA41 variant Z_MAIN)

DBCOPA41, DBCOPA35, CRCOPA30

Filter data to load from DBCOPA30 to DBCOPA35 on TRSF: ODSO DBCOPA30 -> TRCS IB_COPA_06

Counter 002 by company code

Counter 003 by GBU

| Stream | Rule | Counter | V | Change flag (I inserted / D deleted) | Global Filter Descri | Sign | Option | Low | Hight | Active |
|--------|----------|---------|---|--|---------------------------------------|------|--------|----------------|--------|--------|
| COPA | DBCOPA35 | 001 | A | | Period for DBCOPA35 update | I | BT | 202110 | 202111 | Y |
| COPA | DBCOPA35 | 002 | A | | Company Code list for DBCOPA35 update | I | EQ | 5726/5785/5686 | | Y |
| COPA | DBCOPA35 | 003 | A | | GBU List for the DBCOPA35 Update | I | EQ | CS/PA | | Y |

Dependencies with other applications

No dependencies

Data loadings

Info providers and objects loaded

List on info providers inside the technical cockpit.

Main process chains are:

PC_COPA_PL_GLOBAL : Load WP1 & PF1 COPA, BFC and WP1 IM daily

PC_COPA_PL_22 : Load WP1 & PF1 COPA Extra load during closing period. This chain included too chain PC_COPA_PL_12, which load BFC File in WBP.

PC_COPA_PL_36 : Load PF1 IM and allocation of transportation costs PF1

PC_COPA_PL_09 : Load Non ERP Master data and Transactional data

Loading frequency

WP1 and PF1(except for PF1 IM) are loaded daily at 1h30 am (french time) and also 4 other times between working day 2 and 4 (8am, 1pm, 3pm and 8pm, managed in c_glbfiit PL_ELEMENT/CHECK_LOAD).

PF1 IM are loaded usually once by day from D+2 to D+5 (it is executed automatically on event after ZZCONACT update in PF1)

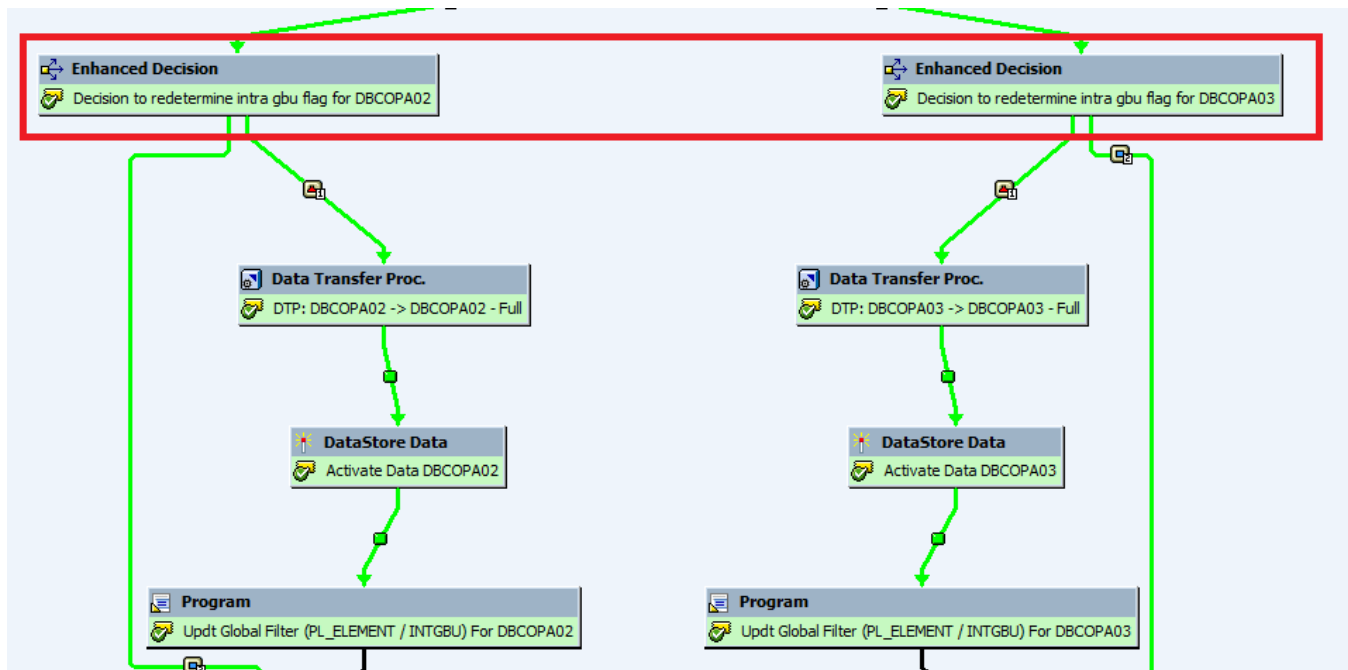
BFC is loaded daily at 1h30 am (french time). On closing period from D+2 to D+5 it is loaded too on 08H, 13H, 15H and 20H.

NON ERP is loaded 4 times a day (7 AM, 13 PM, 18 PM, 24 PM):

PQ1 loading: on demand from PQ1 system => PQ1 is now decommissioned, no more loading

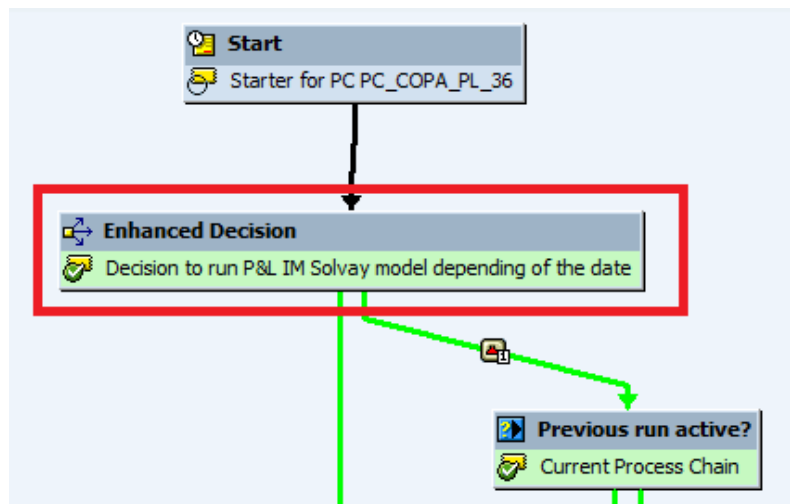
flag intra gbu decision variant:

Inside the PC PC_COPA_PL_03 (WP1 P&L), the loadings of DBCOPA02 DBCOPA02 and ABCOPA03 ABCOPA03 to redetermine the flag intra GBU are only once a week, determined by enhanced decision variants that read the last week of redetermination using MD c_glbflit (stream = "PL_ELEMENT", rule = "INTGBU")

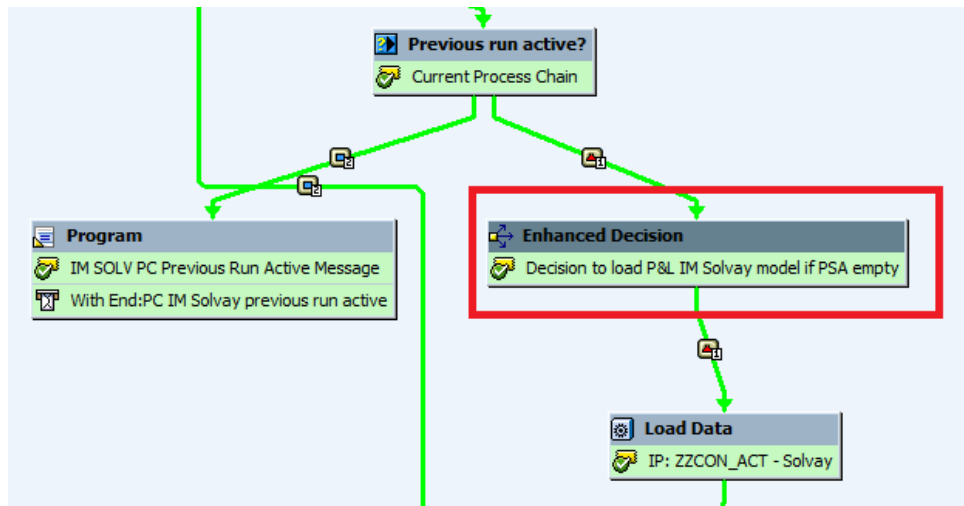


IM PF1 decision variants:

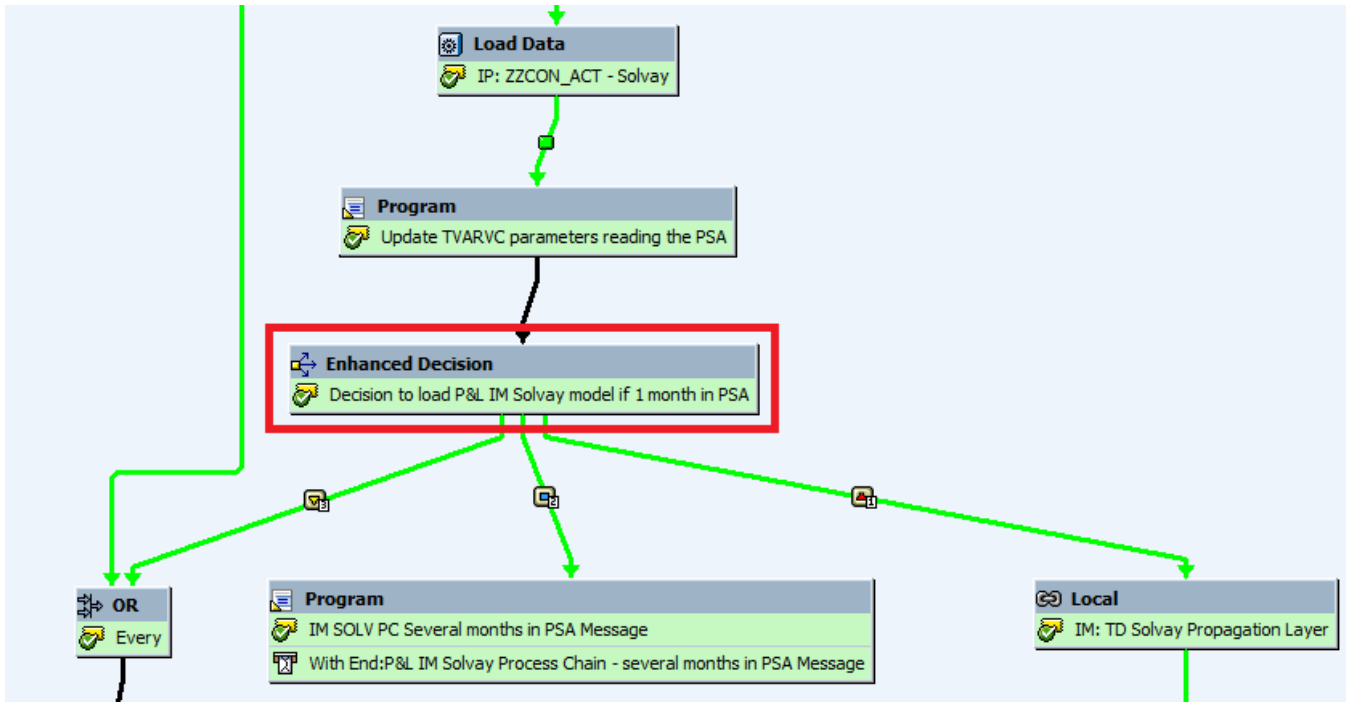
- In PC PC_COPA_PL_36, the first decision variant is used to determine when loading is allowed, depending of the date => it is currently set to run from workday D to D+31 (so no restriction anymore). This interval of workdays is defined in c_glbflit MD, for stream = "PL_SOLV" and rule = "IM_RUN_PER". The calendar used to determine the workday is also set in c_glbflit, for stream = "PL_SOLV" and rule = "IM_RUN_CAL".



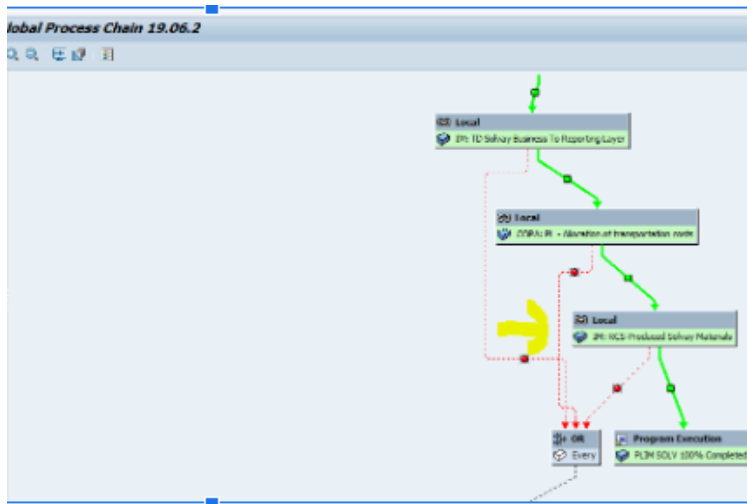
- The second decision variant read the PSA, using PSA table name in table RSTSODS for the datasource set in c_glbflit MD (stream = "PL_SOLV", rule ="DSNAME"). It ensures that there is no remaining request in the PSA before to start a new loading which could mean a potential problem: that the last run was not completed as PSA is emptied at the end of the Process chain or the PSA was not cleaned after a manual loading.



- The third decision variant read the TVARV parameter "PL_TVAVVC_CALMONTH_IM_SOLV" which contains the calmonths that were loaded in the PSA. The TVARV was updated previously in ABAP variant "Z_UPDATE_TVAVVC_PL_IM_SOLV" which uses PSA table name in table RSTSODS for the datasource set in c_glbfill MD (stream = "PL_SOLV", rule = "DSNAME").
 - If there is only one month in the PSA, then it is the normal behaviour and the loading is authorized.
 - If there are several months in the PSA, the PC is aborted and an error message is sent. In that case, an analysis must be done to understand why there are several months before to reload the data.



As part of the change # 4287353 ,in the meta chain PC_COPA_PL_36,added the PC_COPA_PL_45 process chain after the execution of PC_COPA_PL_42.



Average performance

WP1: 1h40 for P&L and IM

PF1: 20min for COPA and 20min for IM

BFC: 10 min

Non ERP: 5 min

PQ1: 10min for GM and 1h for PCA

Record Keeping

We keep all records.

Reporting

Queries End User Documentation

All the reporting is available through workbooks in the role "PL - P&L Reporting" ZR_RCS_CA_M12



ZR_RCS_CA_M12
 BW_WBK_PL_0008
 BW_WBK_PL_0004
 BW_WBK_PL_0005
 BW_WBK_PL_0006
 BW_WBK_PL_0007
 BW_WBK_PL_0002
 BW_WBK_PL_0001
 BW_WBK_PL_0003

Query documentation:

https://drive.google.com/a/solvay.com/folderview?id=0B-qbTutzOfcHNjRBa2p0UjNZZ1E&usp=sharing_eid&ts=57514e3b

Main queries

There are several queries but the main ones are:

BW_QRY_MVCOPA01_0001 BW P&L Query

BW_QRY_MVCOPA01_0002 BW P&L - Monthly Query

BW_QRY_MVCOPA01_0003 BW P&L Reconciliation Query

BW_QRY_MVCOPA01_0005 BW Integrated Contribution Margin Query

All queries use structures for key figures. There are many key figures, using calculated and restricted key figures inside.

Main fonctionnalités

Jump query available

Broadcast

No broadcast

Maintenance

Known bugs

No known bug

Recurring procedure

P&L : Non ERP transaction

<https://drive.google.com/file/d/1ld73NuwErYWiHjzwaS0EQYUifRFXmlwV4T-xQc1bA5w/view>

P&L : Time reference for CICC and GM flat files

<https://drive.google.com/file/d/1XsvE8ags8d4PD9er8yFHfVBcjKL9Cf7sNtld4w7VyIE/view>

IM: Delta + full load of current and previous months.

Program for LER determination

https://drive.google.com/file/d/1FbC7Bt_yqh6oGDhqonlvSh9uM7rflgXdOqd3p1jfNo/view

Program for LER info providers

https://drive.google.com/file/d/1g3C-PCuUTmyfZ8e2HHZjsby_Tl5glHUZYUzzorxce6U/view

Planned Evolution

Todo list: <https://drive.google.com/file/d/1Tb62fPsb5krpSNixzrM7RauOSq3y2phGWpfHqPS03ok/view>