

# SCM : E2E Dashboard - Asset Utilization / Planning Adherence KPIs



The objective of this documentation is not to allow to recreate from scratch the object but to **explain everything that is not obvious** by looking directly at the query/workbook or **emphases on things that are important** for the report to work.

Remove the sections that are not relevant.

<b>Description</b>	SCM : E2E Dashboard - Asset Utilization / Planning Adherence KPIs
<b>Technical Name</b>	BW_QRY_CPSCM01_0001
<b>Application</b>	IA_SCM - Supply Chain Management
<b>Info-provider</b>	CPSCM01
<b>Usage type</b>	Direct execution in analyzer
<b>Expected users</b>	N/A

- [Workbook/Query General Description](#)
- [General parameters](#)
  - [Global properties](#)
  - [Variables](#)
    - [Definitions](#)
    - [Variable Sequence](#)
- [Filters](#)
- [Key figures](#)
  - [Type](#)
- [Characteristics](#)
- [Cells](#)
- [Conditions](#)
- [Exceptions](#)

## Workbook/Query General Description

This query will be used to display the Planning Adherence and Asset Utilization KPI in % at Year Month / Plant /Workcenter / Material level.

It also possible to display key figures coming from Dynasys (Actual Production / Planned Production / Production Capacity).

## General parameters

### Global properties

Tab	Screenshot	Comment
Display		
Rows/Columns		
Value Display		
Planning		
Extended		






## Variables

### Definitions

Variable Name	Info-object	Selection Type	Required	Description/Explanation
CALMONT2 Calendar Month/Year (Interval, Mandatory)	OCALMONTH	Interval/Mandatory/ManualEntry	Yes	Calendar Month/Year according the movement date
V_C_PLANT_0010 Plant (Selection option, Optional)	C_PLANT	SelectOption/Optional/ManualEntry	No	
V_C_WORKCTR_0001 Work Center (Selection option, Optional)	C_WORKCTR	SelectOption/Optional/ManualEntry	No	Ressource

V_C_MATNR2_0001 Material (Selection option, Optional)	C_MATNR2	SelectOption/Optional/ManualEntry	No	
V_CPFCTR1_2_0008 BFC GBU (Selection Option, Optional)	CPFCTR1_2	SelectOption/Optional /Authorization	No	





## Variable Sequence

Variables
 [CALMONT2] Calendar Month/Year (Interval, Mandatory)
 [V_CPFCTR1_2_0008] BFC GBU (Selection Option, Optional)
 [V_C_PLANT_0010] Plant (Selection Option, Optional)
 [V_C_WORKCTR_0001] Work Center (Selection Option, Optionnal)
 [V_C_MATNR2_0001] Material (Select option, Optional)

## Filters

Object	Filter Value	Explanation
OINFOPROV	APDYN01	Key figures used to calculate the Asset Utilization KPI are only available in ADSO APDYN01

## Key figures

Technical Name <i>Description</i>	Type	Restricted or calculated KF	Calculation rule
BW_CKF_CPS CM01_004  Asset Utilization	Always show	Calculated Key Figure	<p><b>Formula</b></p> <p>Formula:</p> <pre>IF(" [BW_RKF_CPSCM01_0005] Actual Production" == 0 OR " [BW_RKF_CPSCM01_0004] Production Capacity" == 0; 0; " [BW_RKF_CPSCM01_0005] Actual Production" %A " [BW_RKF_CPSCM01_0004] Production Capacity")</pre>
BW_CKF_CPS CM01_005  Planning Adherence	Always show	Calculated Key Figure	<p><b>Formula</b></p> <p>Formula:</p> <pre>IF(" [BW_RKF_CPSCM01_0001] Planned Production" == 0 OR " [BW_RKF_CPSCM01_0005] Actual Production" == 0; 0; " [BW_RKF_CPSCM01_0005] Actual Production" %A " [BW_RKF_CPSCM01_0001] Planned Production")</pre>
BW_RKF_CPS CM01_005  Actual Production	Hide (can be shown)	Restricted Key Figure	<p><b>Selection</b></p> <ul style="list-style-type: none"> <li>  [C_DATATYP] Data Field Type <ul style="list-style-type: none"> <li> [ACTUALPRODUCTION] ACTUALPRODUCTION</li> </ul> </li> <li>  [1KYFNM] Key Figures <ul style="list-style-type: none"> <li> [K_DYN_210] Production Capacity / Planned Production Quantity</li> </ul> </li> </ul>

BW_RKF_CPS CM01_001  Planned Production	Hide (can be shown)	Restricted Key Figure	<b>Selection</b> <ul style="list-style-type: none"> <li>▼ [1KYFNM] Key Figures <ul style="list-style-type: none"> <li>≡ [K_DYN_210] Production Capacity / Planned Production Quantity</li> </ul> </li> <li>▼ [C_DATATYP] Data Field Type <ul style="list-style-type: none"> <li>≡ [PLANNEDPRODUCTIONBYRESOURCE] PLANNEDPRODUCTIONBYRESOURCE</li> </ul> </li> </ul>
BW_RKF_CPS CM01_004  Production Capacity	Hide (can be shown)	Calculated Key Figure	<b>Selection</b> <ul style="list-style-type: none"> <li>▼ [1KYFNM] Key Figures <ul style="list-style-type: none"> <li>≡ [K_DYN_210] Production Capacity / Planned Production Quantity</li> </ul> </li> <li>▼ [C_DATATYP] Data Field Type <ul style="list-style-type: none"> <li>≡ [PRODUCTIONCAPACITY] PRODUCTIONCAPACITY</li> </ul> </li> </ul>

## Characteristics

Location	Info-object Name	Info-object Text	Explanation (if needed)
Row	C_MATPNT2__CPFCTR1_2	BFC Gloabl Business Unit	Text
Row	0LOGSYS	Source System	Do not display
Row	0CALMONTH	Calendar Year / Month	Key / Text
Row	C_PLANT	Plant	Key / Text
Row	C_WORKCTR	Work Center	Key / Text (Ressource)
Row	C_MATNR2	Material	Key / Text (Material OEE)
Free	0INFOPROV	InfoProvider	Text
Free	0UNIT	Unit of Measure	Text
Free	C_DATATYP	Data Field Type	Key
Free	C_DYN_001	Plant with system extension	Key
Free	C_DYN_005	Material with system extension	Key
Free	C_OPERSET	Operating Set	Key
Free	C_MATPNT2__0G_CWWE01	Sub-activity	Text
Free	C_MATPNT2__CPFCTR2_2	BFC Group of activities	Text
Free	C_MATPNT2__C_MAGNITU	BFC Activity 1	Key
Free	C_MATPNT2__C_PFCTR1	1 - RCS Global Business Unit	Text
Free	C_MATPNT2__C_PFCTR2	2 - RCS Business Unit	Text
Free	C_PLANT__0REGION	Region	Key / Text (Region of the plant)

## Cells

## Conditions

Condition Name	Active By default	Key Figure (Structure)	Operator	Value	Characteristic Assignment

## Exceptions

Exception Name	Active By default	Alert Level	Operator	Value	Other parameters (if different from default)
	Yes/No				