

BW Query Design

- [How to create variable with exist : \(no more cmod t-code but BAPI\)](#)
- [How to create BEx Variant based on Security Authorization](#)
- [How to compare Queries between 2 systems](#)
- [How to find queries using an info object](#)
- [Query Creation Rules and Process](#)
- [How to check the currency conversion in a query](#)
- [How to flag a query to not use BIA](#)
- [How to transport a query](#)
- [Query Designer Guide](#)
- [How to list variants](#)
- [Un-Used Query Deletion Process](#)
- [BW Query Modifications Impact on Qlikview](#)
- [How to Converse Variants](#)

How to create variable with exist : (no more cmod t-code but BAPI)

[BW Naming Conventions](#)

[BW Naming Conventions#Bapi & Exists Variable](#)

How to create BEx Variant based on Security Authorization

How to compare Queries between 2 systems

1. On both systems, run transaction SE38
2. Launch program "RSRQ_QUERYDEFINITION"
3. Run the program for the Query you want to analyse.

Query Definition

Object Selection

Query: **CUB_IC001/BW_QRY_CUB_IC001_0028**

Parameter 1 Parameter 2

Output Options

- Filter
- Rows/Columns
- Cells
- Table View
- Input Variables
- Exceptions and Conditions

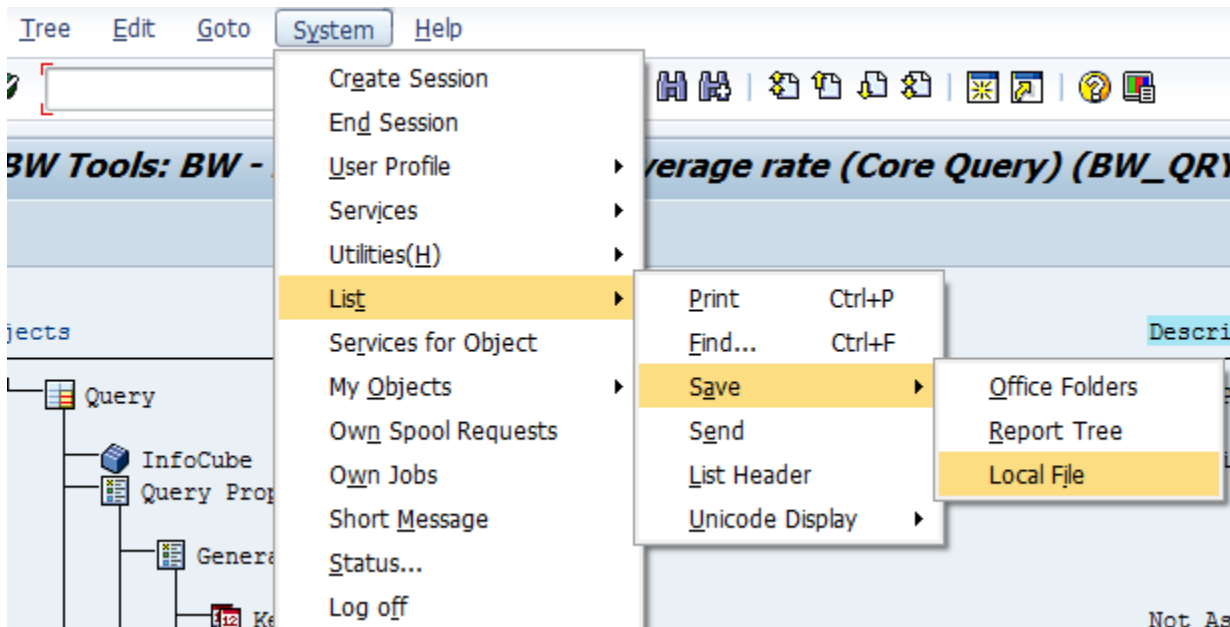
Additional Output

- Show Properties
- Expand Hierarchies
- Expand Key Figure Definition

Technical Information

Technical Names Unique IDs Change Log

1. Click on the "Download" button. Then OK.
2. Go to "System" -> List -> Save -> Local File



1. Export to the "Clipboard"
2. Open a txt file and paste the content.

3. Use a code comparison tool to compare both files. Example : <http://www.tareeinternet.com/scripts/comparison-tool/>

How to find queries using an info object

You can use the following function modules in order to display the queries using an info object.

Function modules


RSZ_I_BASIC_CHA_WHERE_USED

RSZ_I_BASIC_KEYFIG_WHERE_USED

It's much more efficient than using the metadata repository.

Example for info object OGL_ACCOUNT_C_GL_TYPE. With metadata repository I list around 40 queries with this object. The reality is much more different because with the function module I obtain 96 queries!


Test Function Module: Result Screen



Test for function group RZIMPACT
Function module RSZ_I_BASIC_CHA_WHERE_USED
Uppercase/Lowercase

Runtime: 166.384.357 Microseconds

Import parameters	Value
I_IOBJNM	OGL_ACCOUNT_C_GL_TYPE
I_OBJVERS	A
I_QUERIES_ONLY	

Export parameters	Value
E_T_COMPLIST	 96 Entries

There are also some tables to list the info provider using the nav attributes

RSODSOATRNAV – For DSO

RSDCUBEIOBJ – For Cubes and MPR

Table: RSDCUBEIOBJ

Displayed Fields: 4 of 4 Fixed Columns:

[3] List Width 0999

	InfoCube	Version	Item	InfoObject
<input type="checkbox"/>	CUB_FIAP1	A	0113	0GL_ACCOUNT_C_GL_TYPE
<input type="checkbox"/>	CUB_FIAP2	A	0053	0GL_ACCOUNT_C_GL_TYPE
<input type="checkbox"/>	CUB_FIAP3	A	0046	0GL_ACCOUNT_C_GL_TYPE
<input type="checkbox"/>	CUB_FIAR1	A	0129	0GL_ACCOUNT_C_GL_TYPE
<input type="checkbox"/>	CUB_FIAR2	A	0041	0GL_ACCOUNT_C_GL_TYPE
<input type="checkbox"/>	CUB_FIAR3	A	0048	0GL_ACCOUNT_C_GL_TYPE
<input type="checkbox"/>	CUB_IC001	A	0072	0GL_ACCOUNT_C_GL_TYPE
<input type="checkbox"/>	CUB_IC005	A	0035	0GL_ACCOUNT_C_GL_TYPE
<input type="checkbox"/>	CUB_WBS6	A	0089	0GL_ACCOUNT_C_GL_TYPE
<input type="checkbox"/>	MPR_FIAP1	A	0056	0GL_ACCOUNT_C_GL_TYPE
<input type="checkbox"/>	MPR_FIAR1	A	0049	0GL_ACCOUNT_C_GL_TYPE
<input type="checkbox"/>	MPR_WBS0	A	0089	0GL_ACCOUNT_C_GL_TYPE
<input type="checkbox"/>	MPR_WC01	A	0061	0GL_ACCOUNT_C_GL_TYPE
<input type="checkbox"/>	MPR_WC02	A	0068	0GL_ACCOUNT_C_GL_TYPE

In this page, there is a list of very useful tables

<http://wiki.scn.sap.com/wiki/display/BI/Important+Tables+in+SAP+BW+7.x>