

Connection with UD CONNECT /\ Obsolete /\



The new wiki link for this data flow is here:

[Connection with UD CONNECT](#)

Please update the new doc there and no longer here.



Connection with UD CONNECT

DynaSys is a MSSQL tool, BW WBP was on an AIX server (now AWS). No ODBC driver exists between BW and MSSQL server in Linux / AIX.

This problem was solved setting an UD connect connection

The database name is DYNASYS_ITF

User ID for DynaSys connection is **dynasys_itf_bw** / Password (see with Etienne Ribet)

(...dynasys_itf_hanasdi in Hana)

Main servers:

DynaSys Development server => dynasysdev1.eua.solvay.com => connected to WBD

DynaSys Testing server => dynasystst1.eua.solvay.com => connected to WBQ

DynaSys Testing server => dynasystst1.eua.solvay.com => connected to WBV

DynaSys Production server => wdcyap21\dy_dbprd => connected to WBP (will be changed to dynasysprd1.eua.solvay.com the August 1st, 2022)

IP for DynaSys Systems

Development	Dynasys	ACEW1DDSCP01	10.208.76.86
Test	Dynasys	ACEW1TDSCP11	10.208.71.246
Production	Dynasys	ACEW1PDSCP21	10.208.35.88

Previous one (update given by Marc Coste during DynaSys M2C project 10634)

Dynasys is a MSSQL tool, BW WBP is on an AIX server. No ODBC driver exists between BW and MSSQL server in Linux / AIX.

This problem was solved setting an UD connect connection

User ID for Dynasys connection is **Dynasys_Interface** / Password : **791hB6zi8Rk1DBSV3uNG** (Prod/Tst/Dev)

Main servers:

DynaSys Sandbox server => WDCDYWP21\DY_DBSDX => not connected to BW (no DataHub on the Sandbox)

DynaSys Development server => wdcslvbd31\slv1_dbdev => connected to WBD

DynaSys Testing server => wdcslvbt31\slv1_dbtst => connected to WBQ

DynaSys Testing server => wdcslvbt31\slv1_dbtst => connected to WBV

DynaSys Production server => wdcyap21\dy_dbprd => connected to WBP

Previous one (update given by Abdelmôti 2019/03/22)

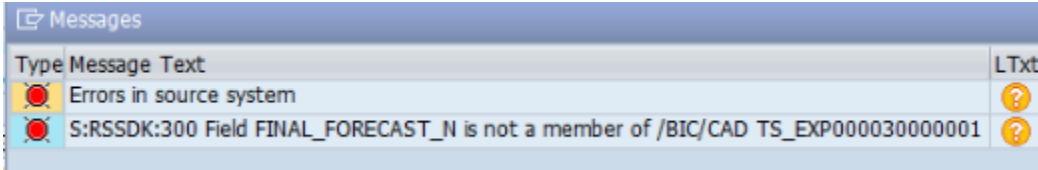
- Dynasys Production server: WDCCLSLVBP01\SLV1_DBPRD => connected to WBP
- Dynasys Testing server: WDCCLSLVBV01\SLV1_DBTST => connected to WBQ
- Dynasys Testing server: WDCCLSLVBV01\SLV1_DBTST => connected to WBV
- Dynasys Development server: WDCSLVBD11\SLV1_DBDEV => connected to WBD

Important:

- Adagio Team/InfoSys is in charge of UD Connect connexions. Admin Change to be created by Saints Zhang / Francesco Dilillo for any change or issue.
- Wintel Operations is in charge of DynaSys servers (Contact Abdelmôti KHABABA)

Known Issues

Field XXX is not a member of XXX



Type	Message Text	LTxt
	Errors in source system	
	S:RSSDK:300 Field FINAL_FORECAST_N is not a member of /BIC/CAD TS_EXP000030000001	

This is a known problem that has already been encountered. Some explanation in the following sapnote: <https://launchpad.support.sap.com/#/notes/1007409>

This is linked to the datasource structure being cached in J2EE layer when using preview fonctionnality.

Solution: ask cache clearance

BW System	BW System Description	Java Portal
WBP	BW Production	BPJ
WBV	BW Pre-Production	BVJ
WBQ	BW Quality	BQJ
WBD	BW Development	BDJ
WB1	BW Sand Box	B1J

For WB1/WBD/WBQ/WBV, email directly Adagio team

For WBP, ask Saints Zhang to **create a Service Request** to InfoSys

with following information :

Title of the request : Need to clear JCO metadata caches on BPJ - Tuesday 23th of February - Between 10am and 12pm

Comment of the request :

"We are about to move BW evolutions on WBP.

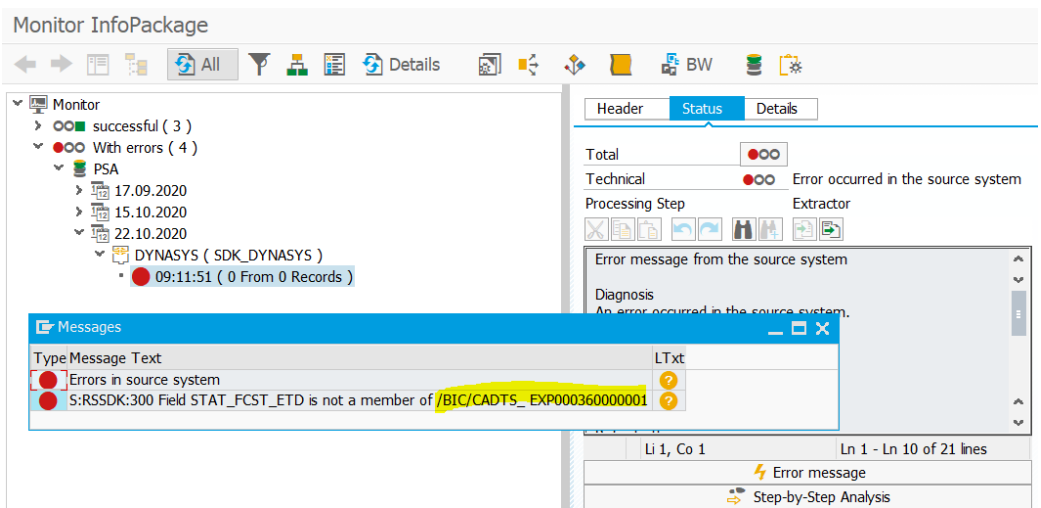
We need you to clear JCO metadata caches for BPJ.

Operation has to be done tomorrow, Tuesday 23th of Feb, between 10am and 12pm CET

It concerns **structure** /BIC/CADTS_EXP000280000001

Tip : How to find structure name

1) run infopackage (view must contain records) and get it from the message



2) table RSDS

Data Browser: Table RSDS Select Entries 2

DataSource	Src. System	V	Application Structures of a DataSour..	DataSource Character Structures S
DTS_EXP_AERO_DR_BW	SDK_DYNASY	A	/BIC/CADTS_EXP00028000	/BIC/CCDTS_EXP00028000 A
DTS_EXP_FORE_DR_BW	SDK_DYNASY	A	/BIC/CADTS_EXP00017000	/BIC/CCDTS_EXP00017000 A

+ adding 0001 to the Application Structures

DataSource	For WBD => BDJ	For WBQ => BQJ	For WBV => BVJ	For WBP => BPJ
DTS_EXP_FORE_DR_BW	/BIC /CADTS_EXP000360000001	/BIC /CADTS_EXP000260000001	/BIC /CADTS_EXP000170000001	/BIC /CADTS_EXP000170000001
DTS_EXP_FORE_BW	/BIC /CADTS_EXP000350000001	/BIC /CADTS_EXP000250000001	/BIC /CADTS_EXP000160000001	/BIC /CADTS_EXP000160000001
DTS_EXP_AERO_DR_BW	/BIC /CADTS_EXP000240000001	/BIC /CADTS_EXP000200000001	/BIC /CADTS_EXP000280000001	/BIC /CADTS_EXP000280000001
DTS_EXP_AERO_BW				
DTS_EXP_MTP_BW	/BIC /CADTS_EXP000470000001	/BIC /CADTS_EXP000400000001	/BIC /CADTS_EXP000380000001	/BIC /CADTS_EXP000380000001

Field XXX is not a member of XXX even after a cache clearance on BPJ

- A Java instance can have several servernodes for process execution (2 are available on BPJ).
- Clearance might have been done on servernode 0, and loading is executed on servernode 1 which does still have previous structure definition
- 1- ask again cache clearance, in case clearance has not been done on both server node
- 2 - ask reboot of BPJ

For information, : Issue have been faced in nov 2020. Choice 1 has been done, but as BPJ has been reboot the day after, we can not say choice 1 is working

Column XXX not found

S:RSSDK:300 Column: Constrained_Demand_NetBack_Sal not found

Message no. RSSDK300

The field Name has to be up to 30c maximum

The field Name in DataSource has to be 16c maximum

The screenshot shows the SAP Data Source configuration interface. At the top, the DataSource is identified as 'DTS_EXP_FORE_DR' from the 'DYNASYS' source system. The version is set to 'Active'. Below this, there are tabs for 'General Info.', 'Extraction', 'Proposal', 'Fields', and 'Preview'. The 'Fields' tab is selected, showing a table of field mappings. The 'Extractor' is set to 'Universal Data Connect (Binary Transfer)'. A 'Default System Proposal' button is visible above the table.

Co...	Po...	Field Name	Field Name in DataSource	Description
<input checked="" type="checkbox"/>	40	LC	LC	LC
<input checked="" type="checkbox"/>	41	Final_Forecast_NetBack_Sales	FINAL_FORECAST_N	Final_Forecast_NetB
<input checked="" type="checkbox"/>	42	Budget_NetBack_Sales	BUDGET_NETBACK_S	Budget_NetBack_Sale
<input checked="" type="checkbox"/>	43	BFR6 NetBack Sales	BFR6 NETBACK SAL	BFR6 NetBack Sales

Solution:

Ask DynaSys team to respect limits :

=> Table or View Name has to be up to 16c maximum

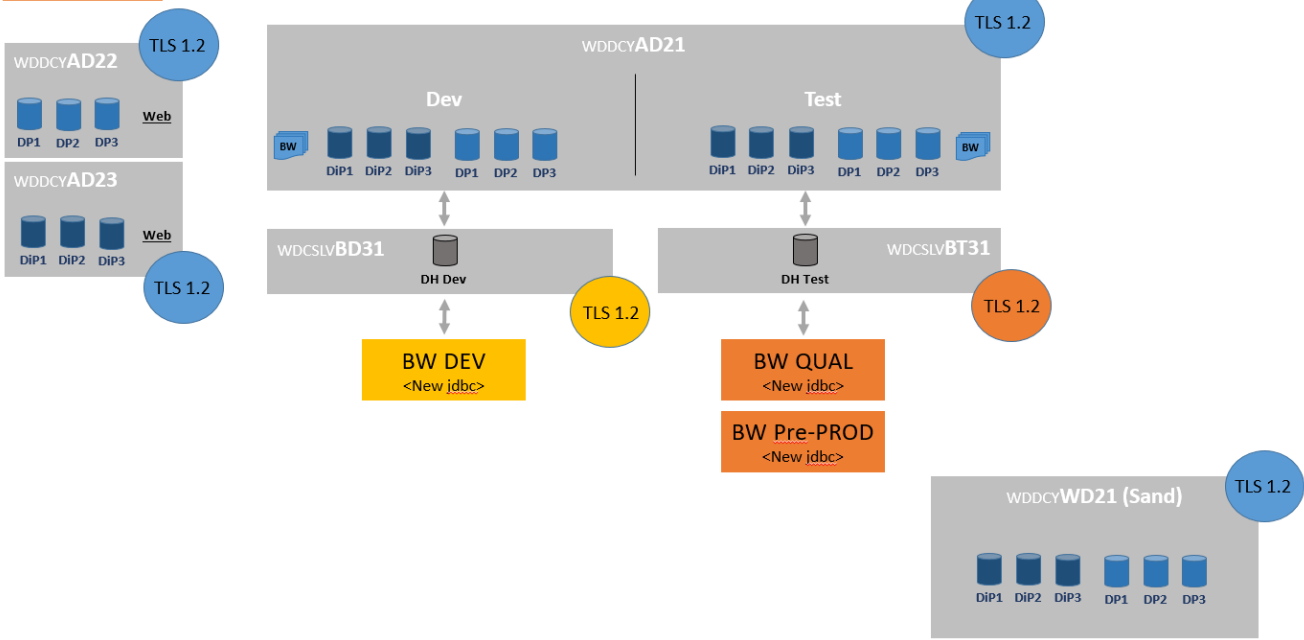
=> The field Name can be up to 30c but has to be unique on 16 first characters

=> new fields have to be added at the end of table otherwise transports to production have to be closely synchronized.

BW / DynaSys landscape (slides Etienne 19/01/2021)

Activé
 Step 1 : 28 & 29 Jan 2021
 Step 2 : à planifier

Current non-Prod Architecture



Step 3 : à planifier

Current Prod Architecture

