

GBU Zone


- General presentation
 - Objective of the application
 - How to use the program:
 - File template
- Roles & Access
 - Roles and access
 - Authorization objects
- Dataflow overview
 - Functional and Technical rules on Workbench + Reporting
 - Rules & Explanations
- Data loadings
 - Info providers and objects loaded
 - Loading frequency
 - Average performance
 - Record Keeping
- Reporting
 - Queries End User Documentation
 - Main queries
 - Main functionalities
 - Broadcast
- Maintenance
 - Known bugs
 - Recurring procedure
 - Planned Evolution

General presentation


Objective of the application

To upload GBU-specific zone (hierarchy 1 / hierarchy 2) from an excel file.


BW SD Loading of GBU Zone



User Manual




 Manual

Please inform

GBU 


Upload File

Upload Filename

 Preview  Check file  Load file

Download

Target Filename

 Download

How to use the program:

1. Access the program via transaction code **ZBW_SD_GBU_ZONE**
2. Inform GBU
3. Select the file on your PC, which has to be excel and with correct format (template below).
4. Click on **Preview** in order to check the authorization for the GBU and data correction. It may take some time.
5. Click on **Check File** to get the summary of the data correction.
 - a. If data is incorrect, it will tell how many error and what line is incorrect on the file. Correct the file and try step 2 again.
 - b. If data is OK, the Load File button will be available
6. Click on **Load File**, it will save the data into BW server and run process chain PC_GL_SALES_GBU_ZONE in order to load C_GBUZONE master data.
7. If you want to download the current content of this object in BW for reference, just inform a Target Filename and click on **Download**.

File template

	A	B	C	D
1	GBU	Country	Hier 1	Hier 2
2	SD	BR	SEA	LAT
3	SD	FR	EU	WE
4	SD	US	NAF	NAF

Roles & Access

Roles and access

List of application role + menu role and explanation if we have several applications role with specials rules.

Role Code	Role Description	Explanation
		In order to access the t-code ZBW_SD_GBU_ZONE
ZR_*_CA_P05	GBU	Check authorization for the GBU

Authorization objects

List of autorisation objects mandatory for the application.

Authorization object	Explanation
Z*P05	GBU

Dataflow overview

Reporting documentation drive folder:

<https://drive.google.com/drive/folders/0B0qn89R0RGdqYkZZOFZyYXIXVke>

Example of dataflow overview :

[Template Application name DataFlow](#)

Functional and Technical rules on Workbench + Reporting

Rules & Explanations

1. Authorization for the GBU will be checked against the user roles on BW system.
2. The data will be replaced based on the key GBU + country. If the same key exists in the same file, it will be replaced by the last record.
3. If a user is loading data and it is not completed yet, another user will not be allowed to do it. He will receive a message to wait until the process chain is finished.

Dependencies with other applications

Data loadings

Info providers and objects loaded

- PC_GL_SALES_GBU_ZONE - load C_GBUZONE master data.

Loading frequency

The load is triggered by the user via transaction **ZBW_SD_GBU_ZONE**.

Average performance

Key Figure	Estimation
~ Average Process Chain Runtime	
~ Average nb of rows loaded per load	
~ Total nb of rows loaded (if full)	
~ Average Runtime for 10k lines	

Record Keeping

Reporting

Queries End User Documentation

Main queries

Main functionalities

Broadcast

Maintenance

Known bugs

Recurring procedure

Planned Evolution

Workflow history

This view shows the 5 most recent entries. The complete workflow log is available from the 'Document Activity' menu item.

From Dec 27, 2018 to Jan 28, 2019	Actor	Type	Activity	Version
	 Laressa MORETTI	Edit	updated the page at 5:43 pm	
	 Laressa MORETTI	Edit	created the page at 5:30 pm	