00-DynaSys : Daily/Monthly monitoring on BW /!\ Obsolete /!\

⚠️ ⚠️ ⚠️ ⚠️

The new wiki link for this data flow is here:

00-DynaSys : Daily/Monthly monitoring on BW

Please update the new doc there and no longer here.

⚠️ ⚠️ ⚠️ ⚠️

- General presentation
- Every day by 9.15 am CET
  - Check Interfaces chains - Steps to follow & Actions to do
  - Check Reporting chains - Steps to follow & Actions to do
- Every day by 2.45 pm CET
- Communication
  - DynaSys Interface Team : Interface Issue
  - DynaSys Interface Team : Reporting Issue
  - DynaSys Team : Interface/Reporting Issue
  - KeyUsers : Reporting message
    - KeyUsers : Interface message
- Contacts
  - CGI team for WBP Chains Issues
  - DynaSys team for DYNASYS PROD Issues
- Know Issues
  - Interface Flat files are generated but not archived or not received by DynaSys
  - Field XXX is not a member of XXX
  - Weekly and Monthly release days for DynaSys team (impact on loadings)
  - Issue on APD => Dump on ST22 : TSV_TNEW_PAGE_ALLOC_FAILED
  - If WBP is not available Saturday

General presentation

The aim of the document is to list daily and monthly checks to do and following actions.

All checks are done by CGI team.

In case of **BW assistance**, contact Saints Zhang (Competence Center / SCMS domain)

In case of **DynaSys assistance**, contact DynaSys.Interface.Team@solvay.com

In case of **MFT/Webservice assistance**, contact support.xml@solvay.com

Please register all production issue in following google spreasheet

Due to several complaints from DynaSys Team and DynaSys users, it is important to fill the document with detailed information

Every day by **9.15 am CET**

In WBP with transaction ST13 / BW-Tools, use the variants DYNASYS_INTERF and DYNASYS_REPORT to have all the chains of interface and reporting

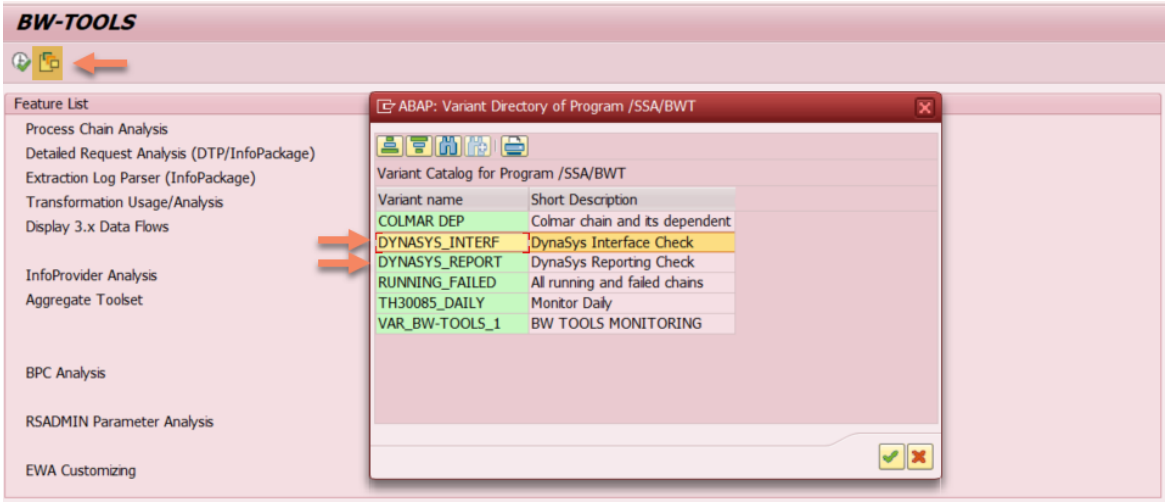

Check Interfaces chains - Steps to follow & Actions to do

Check following chains has run, and ended ok.

Chain	Type	Description	Frequency	Criticity
PC_DPS_DYNASYS_01	Interface	DPS DynaSys: META PART1 - D - Daily Meta-Chain Part 1	**Daily** after Global sales chains (Not on week-ends or certains bank holidays) => starter = EVENT Z_EVT_END_GL006	HIGH
PC_DPS_DYNASYS_25	Interface	DPS DynaSys: META PART2 - D - Daily Meta-Chain Part 2	**Daily** after Global sales chains (Not on week-ends or certains bank holidays) => starter = EVENT Z_EVT_END_GL003	HIGH
PC_DPS_DYNASYS_03	Interface	DPS Dynasys: META - W - Weekly Meta-Chain	**Weekly** on saturdays à 9am CET	HIGH **Certain GBUs are weekly refreshed on DynaSys =>** In case of issue, inform DynaSys team on Monday **CAUTION** : This chain should not be repaired on Mondays as daily chain is replacing it

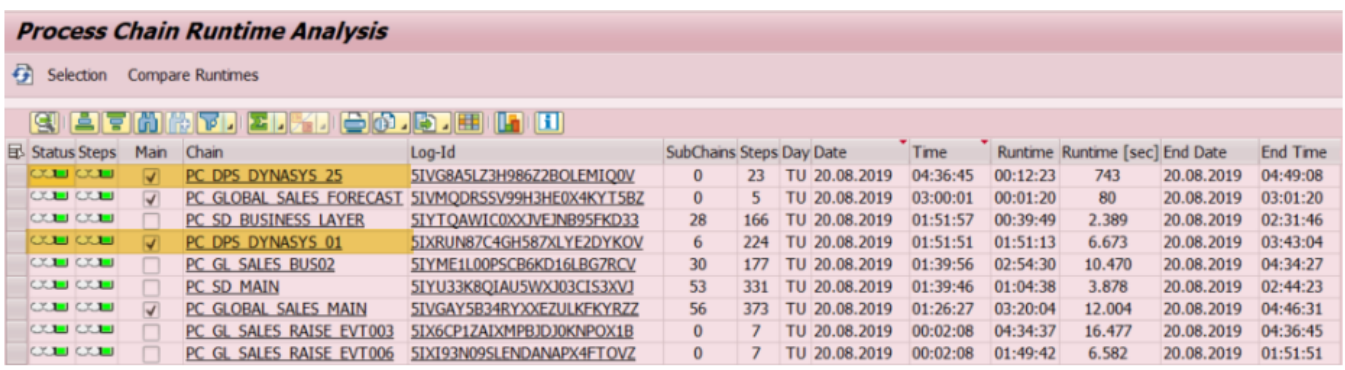

Status	Steps	Main	Chain	Log-Id	SubChains	Steps	Day	Date	Time	Runtime	Runtime [sec]	End Date	End Time
		☑	PC_DPS_DYNASYS_25	5IVG8A5LZ3H986Z2BOLEMIQ0V	0	23	TU	20.08.2019	04:36:45	00:12:23	743	20.08.2019	04:49:08
		☑	PC_GLOBAL_SALES_FORECAST	5IVMQDRSSV99H3HE0X4KYT5BZ	0	5	TU	20.08.2019	03:00:01	00:01:20	80	20.08.2019	03:01:20
		☐	PC_SD_BUSINESS_LAYER	5IYTQAWIC0XXJVEJNB95FKD33	28	166	TU	20.08.2019	01:51:57	00:39:49	2.389	20.08.2019	02:31:46
		☑	PC_DPS_DYNASYS_01	5IXRUN87C4GH587XLYE2DYKOV	6	224	TU	20.08.2019	01:51:51	01:51:13	6.673	20.08.2019	03:43:04
		☐	PC_GL_SALES_BUS02	5IYME1L00PSCB6KD16LBG7RCV	30	177	TU	20.08.2019	01:39:56	02:54:30	10.470	20.08.2019	04:34:27
		☐	PC_SD_MAIN	5IYU33K8QIAU5WXJ03CIS3XVJ	53	331	TU	20.08.2019	01:39:46	01:04:38	3.878	20.08.2019	02:44:23
		☑	PC_GLOBAL_SALES_MAIN	5IVGAY5B34RYXXEZULKFKYRZZ	56	373	TU	20.08.2019	01:26:27	03:20:04	12.004	20.08.2019	04:46:31
		☐	PC_GL_SALES_RAISE_EVT003	5IX6CP1ZAIXMPBJDJ0KNPOX1B	0	7	TU	20.08.2019	00:02:08	04:34:37	16.477	20.08.2019	04:36:45
		☐	PC_GL_SALES_RAISE_EVT006	5IXI93N09SLENDANAPX4FTOVZ	0	7	TU	20.08.2019	00:02:08	01:49:42	6.582	20.08.2019	01:51:51

If both daily chains have not finished by 7 am, identify the root cause and estimate the ended time (if possible)

Inform DynaSys Interface Team before by 9:15 am CET => DynaSys Interface Team : Interface Issue

Check Reporting chains - Steps to follow & Actions to do

Check the process chain from the night before 6pm until current day 7am.

Chain	Type	Description	Frequency	Criticity	Comment
PC_DPS_DYNASYS_15	Reporting	DPS Dynasys: META - D - 6.**Reporting** DynaSys (Dynamic KPIs)	**Daily** at 7am , 2pm , 6pm , 11pm (Not on week-ends or certains bank holidays)	HIGH	
PC_DPS_DYNASYS_09	Reporting	DPS Dynasys: META - M - 6.**Reporting** DynaSys (Snapshots)	**Every 6th of month** at 6am	HIGH	
PC_DPS_DYNASYS_23	Reporting	DPS Dynasys: META - M - 6. Reporting DynaSys (MasterData)	**Daily** at 10pm (Not on week-ends or certains bank holidays)	MEDIUM	
PC_DPS_DYNASYS_33	Reporting	DPS Dynasys: TD - D - Reporting Dynasys (DIP Inventory KPIs)	**Daily** at 10am (or 11am), 2pm , 6pm , 11pm (Not on week-ends or certains bank holidays)	MEDIUM	
~~PC_APO_17~~	~~Reporting~~	~~META - D - APO - Current period and future periods~~	~~**Daily** at 1am (Not on week-ends or certains bank holidays)~~	~~LOW~~	removed from scheduling 07/07/2020 (Special Chem Go-Live)
~~PC_APO_18~~	~~Reporting~~	~~META - M - APO - Snapshots~~	~~**Every 6th of month** at 9am~~	~~LOW~~	removed from scheduling 07/07/2020 (Special Chem Go-Live)

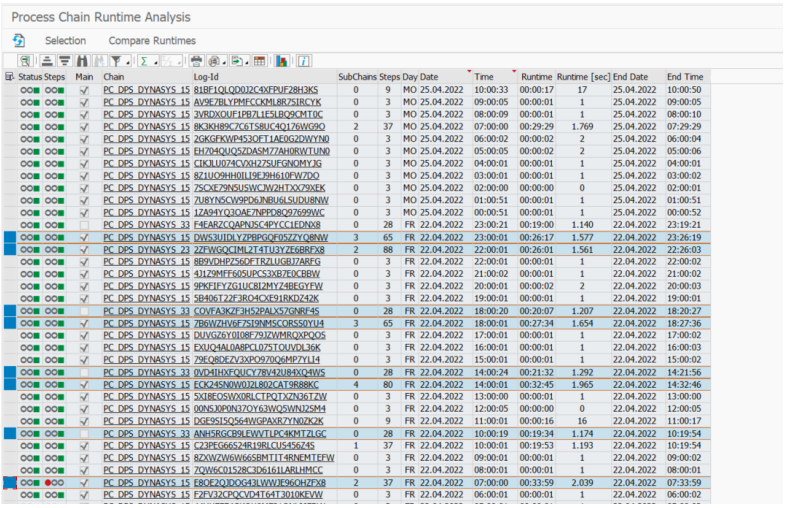

Status	Steps	Main	Chain	Log-Id	SubChains	Steps	Day	Date	Time	Runtime	Runtime [sec]	End Date	End Time
		√	PC_DPS_DYNASYS_15	81BF1QLQD0JZC4XFPUF28H3KS	0	9	MO	25.04.2022	10:00:33	00:00:17	17	25.04.2022	10:00:50
		√	PC_DPS_DYNASYS_15	AV9E7BLYPMFCCKML8RZ5IRCYK	0	3	MO	25.04.2022	09:00:05	00:00:01	1	25.04.2022	09:00:05
		√	PC_DPS_DYNASYS_15	3VRDXOUF1PB7L1E5LBQ9CMT0C	0	3	MO	25.04.2022	08:00:09	00:00:01	1	25.04.2022	08:00:10
		√	PC_DPS_DYNASYS_15	8K3KH89C7C6TS8UC4Q176WG9Q	2	37	MO	25.04.2022	07:00:00	00:29:29	1.769	25.04.2022	07:29:29
		√	PC_DPS_DYNASYS_15	2GKGFKWP453OFT1AE0G2DWYN0	0	3	MO	25.04.2022	06:00:02	00:00:02	2	25.04.2022	06:00:04
		√	PC_DPS_DYNASYS_15	EH704QUQ5ZDASM77AH0RWTUN0	0	3	MO	25.04.2022	05:00:05	00:00:02	2	25.04.2022	05:00:06
		√	PC_DPS_DYNASYS_15	CIKJLU074CVXH275UFGNOMYJG	0	3	MO	25.04.2022	04:00:01	00:00:01	1	25.04.2022	04:00:01
		√	PC_DPS_DYNASYS_15	8ZIUO9HH0ILI9E79H610FW7DO	0	3	MO	25.04.2022	03:00:01	00:00:01	1	25.04.2022	03:00:02
		√	PC_DPS_DYNASYS_15	75CXE79N5USWCNV2HTXCZ9XEK	0	3	MO	25.04.2022	02:00:00	00:00:00	0	25.04.2022	02:00:01
		√	PC_DPS_DYNASYS_15	7U8YNSCW9PD6JNBU6LSUDU8NW	0	3	MO	25.04.2022	01:00:51	00:00:01	1	25.04.2022	01:00:51
		√	PC_DPS_DYNASYS_15	1ZA94YQ3OAE7NPPD8Q97699WC	0	3	MO	25.04.2022	00:00:51	00:00:01	1	25.04.2022	00:00:52
			PC_DPS_DYNASYS_33	F4EARZCQAPNJSC4PYCC1EDNX8	0	28	FR	22.04.2022	23:00:21	00:19:00	1.140	22.04.2022	23:19:21
		√	PC_DPS_DYNASYS_15	DWS3UIDLYZPBPGQF05ZZYQ8NW	3	65	FR	22.04.2022	23:00:01	00:26:17	1.577	22.04.2022	23:26:19
		√	PC_DPS_DYNASYS_23	2ZFWGQCIML2T4TU3YZE6BRFX8	2	88	FR	22.04.2022	22:00:01	00:26:01	1.561	22.04.2022	22:26:03
		√	PC_DPS_DYNASYS_15	8B9VDHPZ56DFTRZLUGBJ7ARFG	0	3	FR	22.04.2022	22:00:01	00:00:01	1	22.04.2022	22:00:02
		√	PC_DPS_DYNASYS_15	4JIZ9MFF605UPCS3X87EUCBRW	0	3	FR	22.04.2022	21:00:02	00:00:01	1	22.04.2022	21:00:02
		√	PC_DPS_DYNASYS_15	9PKF1FYZG1UCBI2MYZ4BEGYFW	0	3	FR	22.04.2022	20:00:01	00:00:02	2	22.04.2022	20:00:03
		√	PC_DPS_DYNASYS_15	5B406T2F3RO4CXE91RKDZ42K	0	3	FR	22.04.2022	19:00:01	00:00:01	1	22.04.2022	19:00:01
			PC_DPS_DYNASYS_33	COVFA3KZF3H52PALX57GNRF45	0	28	FR	22.04.2022	18:00:20	00:20:07	1.207	22.04.2022	18:20:27
		√	PC_DPS_DYNASYS_15	7B6WZHV6F7SI9NMSCORSS0YU4	3	65	FR	22.04.2022	18:00:01	00:27:34	1.654	22.04.2022	18:27:36
		√	PC_DPS_DYNASYS_15	DUVGZ6YQI08F79JZWMRQXPQQS	0	3	FR	22.04.2022	17:00:01	00:00:01	1	22.04.2022	17:00:02
		√	PC_DPS_DYNASYS_15	EXUQ4AL0A8PCL075TOUVDL36K	0	3	FR	22.04.2022	16:00:01	00:00:01	1	22.04.2022	16:00:03
		√	PC_DPS_DYNASYS_15	79EQ8DEZV3XPO97QQ6MP7YL14	0	3	FR	22.04.2022	15:00:01	00:00:01	1	22.04.2022	15:00:02
			PC_DPS_DYNASYS_33	DVD4IHXFQUCY7BV4ZU84XQHVS	0	28	FR	22.04.2022	14:00:24	00:21:32	1.292	22.04.2022	14:21:56
		√	PC_DPS_DYNASYS_15	ECK24SNW0J2L8QZATR88KC	4	80	FR	22.04.2022	14:00:01	00:32:45	1.965	22.04.2022	14:32:46
		√	PC_DPS_DYNASYS_15	5XI8EOSWX0RLCTPQTXZN36TZW	0	3	FR	22.04.2022	13:00:00	00:00:01	1	22.04.2022	13:00:00
		√	PC_DPS_DYNASYS_15	00NSJ0P0N37OY63WQ5WNJ2SM4	0	3	FR	22.04.2022	12:00:05	00:00:00	0	22.04.2022	12:00:05
		√	PC_DPS_DYNASYS_15	DGE9SI5Q564WGPAXR7YN0ZK2K	0	9	FR	22.04.2022	11:00:01	00:00:16	16	22.04.2022	11:00:17
			PC_DPS_DYNASYS_33	ANH5RGCB9LEWVTLPC4KMTZLGC	0	28	FR	22.04.2022	10:00:19	00:19:34	1.174	22.04.2022	10:19:54
		√	PC_DPS_DYNASYS_15	C23PEG66S24R19RLCU5456Z4S	1	37	FR	22.04.2022	10:00:01	00:19:53	1.193	22.04.2022	10:19:54
		√	PC_DPS_DYNASYS_15	8ZXWZW6WG6SBMTIT4RNEMTEFW	0	3	FR	22.04.2022	09:00:01	00:00:01	1	22.04.2022	09:00:02
		√	PC_DPS_DYNASYS_15	7QW6C01528C3D6161ARLHMCC	0	3	FR	22.04.2022	08:00:01	00:00:01	1	22.04.2022	08:00:01
		√	PC_DPS_DYNASYS_15	E8QE2QJDJG43LWVJE9GHZFX8	2	37	FR	22.04.2022	07:00:00	00:33:59	2.039	22.04.2022	07:33:59
		√	PC_DPS_DYNASYS_15	F2FV32CPQCVD4TE4TJ010KEVW	0	3	FR	22.04.2022	06:00:01	00:00:01	1	22.04.2022	06:00:02

If chain PC_DPS_DYNASYS_15 has not run at **6pm CET previous night or 11pm CET** previous night

=> inform DynaSys.Interface.Team@solvay.com

If chain PC_DPS_DYNASYS_15 has not run at **7am CET**

=> get last timestamp in DPS DPDYN39 / DYN - Table SYS_TIMESTAMP (Write-Optimized) by running IP "IP: DTS_SYS_TIMESTAMP (Dynasys) - Full with filters"

=> check time stamps date + time

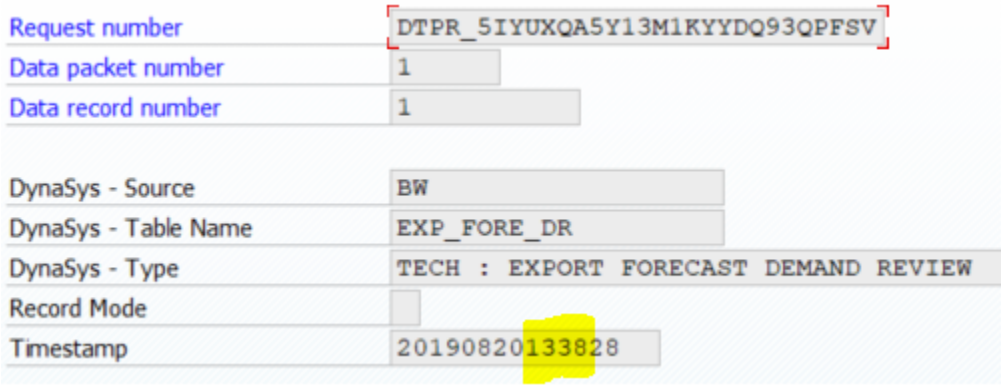

=> inform DynaSys.Interface.Team@solvay.com

If timestamp is over 7am, BW DynaSys Team will analyse if it is worth it to force an intermediate upload.

In case of intermediate load, no need to inform users. Otherwise users will be noticed by DynaSys.Interface.Team@solvay.com => **DynaSys Interface Team : Reporting Issue**

If no timestamp at all, inform DynaSys.Interface.Team@solvay.com => **DynaSys Interface Team : Reporting Issue**

If chain PC_DPS_DYNASYS_33 has not run at **6pm CET previous night or 11pm CET** previous night

=> inform DynaSys.Interface.Team@solvay.com

If chain PC_DPS_DYNASYS_33 has not run at **10am CET or 11am CET**

=> get last timestamp in DPS DPDYN39 / DYN - Table SYS_TIMESTAMP (Write-Optimized) by running IP "IP: DTS_SYS_TIMESTAMP (Dynasys) - Full with filters"

Daynasys Source = BW

Dynasys - Table Name = **EXP_DIP_BW**

Dynasys - Type = TECH : EXPORT BW

=> check time stamps date + time

=> inform DynaSys.Interface.Team@solvay.com

If timestamp is over 11am, BW DynaSys Team will analyse if it is worth it to force an intermediate upload.

In case of intermediate load, no need to inform users. Otherwise users will be noticed by DynaSys.Interface.Team@solvay.com => **DynaSys Interface Team : Reporting Issue**

If no timestamp at all, inform DynaSys.Interface.Team@solvay.com => **DynaSys Interface Team : Reporting Issue**

Every day **by 2.45 pm CET**

Check following chain or check you have received the automatic email called "Demand planning BW report successfully update" (for PC_DPS_DYNASYS_15) and "DiP-PP reporting in BW successfully updated" (PC_DPS_DYNASYS_33).

Chain	Type	Description	Frequency	Criticity
PC_DPS_DYNASYS_15	Reporting	DPS Dynasys: META - D - 6.**Reporting** DynaSys (Dynamic KPIs)	**Daily** at 7am , 2pm , 6pm , 11pm (Not on week-ends or certains bank holidays)	HIGH
PC_DPS_DYNASYS_33	Reporting	DPS Dynasys: TD - D - **Reporting** Dynasys (DIP Inventory KPIs)	**Daily** at 10am (or 11am), 2pm , 6pm , 11pm (Not on week-ends or certains bank holidays)	Medium

if no, refer to action described for morning reporting checks.

Communication

DynaSys Interface Team : Interface Issue

Email address: DynaSys.Interface.Team@solvay.com

If only PC_DPS_DYNASYS_25 is late => adapt object and content of the email refering to DP
if both chains are late => adapt object and content of the email refering to both DP / DiP-PP

Email Object : /!\ [DP/DiP-PP] Dynamic import will be late today

Email Content (to be adjusted according to impact DP and / or DiP-PP):

"Hello,

Due to an issue on BW side, data files will not be available for Dynasys integration before 11:00 CET.
The integration in Dynasys will be ended approximatively round 12:00 CET for DiP1/DiP2/DiP3 and 12:30 CET for DP1/DP2/DP3.
Regards,"

* give more details about the issue (Global Sales delay, Global Sales error, DynaSys chain issue, Source System PF1/WP1 issue...)

DynaSys Interface Team : Reporting Issue

email or tchat DynaSys.Interface.Team@solvay.com with DPDYN39 contain

DynaSys Team : Interface/Reporting Issue



KeyUsers : Reporting message

Message to users by using last received emails called (or create new message)

- "Demand planning BW report successfully update"
- "CM Aero-Demand planning in BW successfully updated"
- "DiP-PP reporting in BW successfully updated"

Add distribution list :

$SBS-IS-DynaSys team => IS Team

$DynaSysDP2-KeyUsers (DP2 = CM Aero) => *for CM Aero message*

$DynaSysDP3-KeyUsers (DP3 = Novecare) => *for others GBUs*

$DynaSysDP-KeyUsers (DP = rest of GBUs) => *for others GBUs*

=> inform QV team if necessary guillaume.viaux-exterieur@solvay.com (depending of the issue)

Check impact on QV - Demand Review for SBS Dashboard - All except CM (Aero) /!\ Obsolete /!\

Change **Email Object**

Demand planning BW report => Not up to date or Not available => for others GBUs

CM Aero-Demand planning BW report => Not up to date or Not available => for CM Aero

Put **Email content**

"Hello,

Due to an issue, Demand planning BW reports are not up to date or not available
I will keep you informed when report are available."

KeyUsers : Interface message

$DynasysDP1-KeyUsers
$DynasysDP2-KeyUsers
$DynasysDP3-KeyUsers
$DynasysUsersDiP1 (Silica Soad Perox) <DynasysUsersDiP-PP@solvay.com>
$DynaSysUsersDiP2 (TS - Aroma) <DynaSysUsersDiP-PP2@solvay.com>
$DynaSysUsersDiP3 (Novecare) <DynasysUsersDiP3@solvay.com>

If there is a requirement for follow-up (on incident status), a wiki or google doc could be

Contacts

CGI team for WBP Chains Issues

Contacts

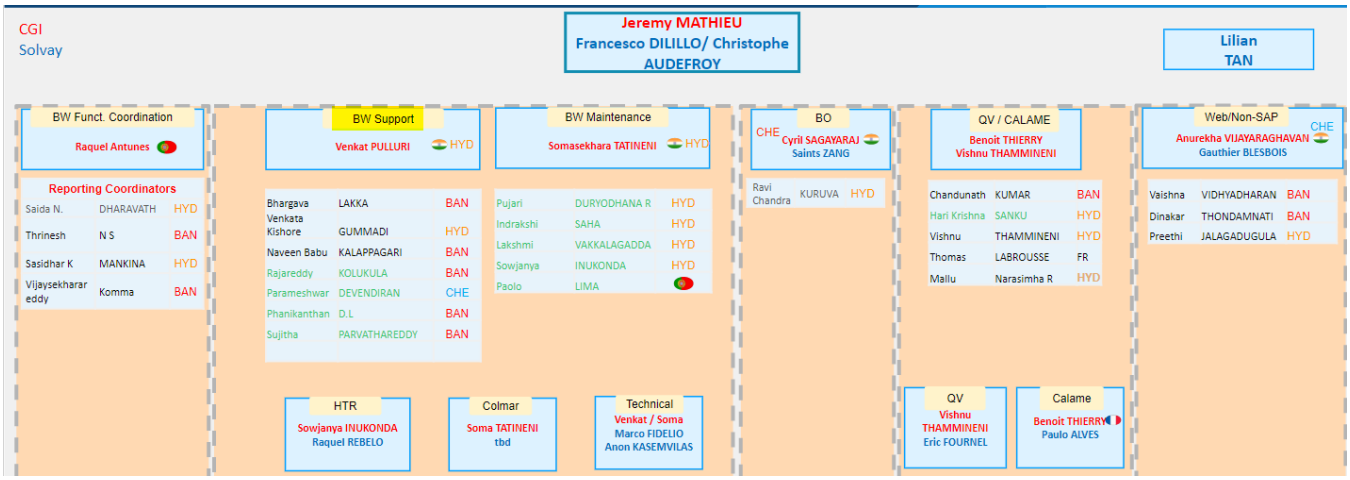

Generic email address (caution 23 members) : SB S-IS-Appli-Techno-Report-BW.CGI@solvay.com

DynaSys team for DYNASYS PROD Issues

DynaSys.Interface.Team@solvay.com

Know Issues

Interface Flat files are generated but not archived or not received by DynaSys

Currently webmethod/MFT first archives files, secondly transfers files to DynaSys

First : check files are archived

In archive directory /exploit/BW/archive/DYNASYS you should have at least all this zip files with date of the day

DYS_BW_PART2.zip => PART2 file

DYS_BW_PART1.zip => PART1 file

DYS_BW_MASTER.zip => MASTER file

If files are archived it means issue is concerning the file transfer part.

Secondly : create an 'high' incident to support group IT Slalom MFT

MFT team receive an automatic incident but seems not re-running transfert nor alert anyone else 😞

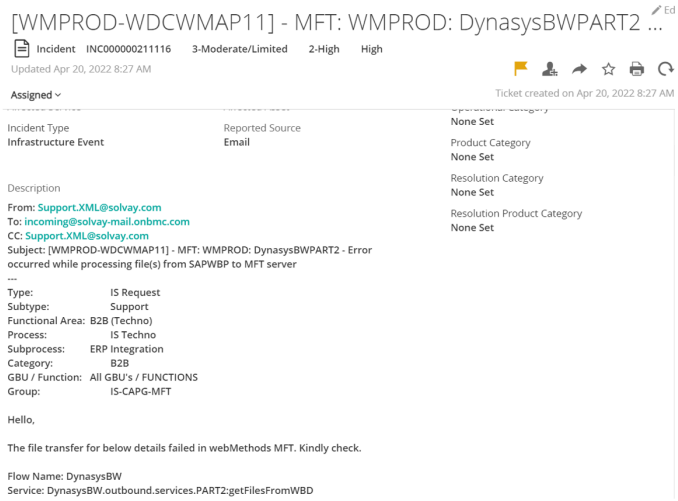
[WMPROD-WDCWMAP11] - MFT: WMPROD: DynasysBWPART2 ...

Incident INC000000211116 3-Moderate/Limited 2-High High

Updated Apr 20, 2022 8:27 AM

Assigned

Ticket created on Apr 20, 2022 8:27 AM

Incident Type
Infrastructure Event

Reported Source
Email

None Set

Product Category
None Set

Resolution Category
None Set

Resolution Product Category
None Set

Description

From: Support.XML@solvay.com
To: incoming@solvay-mail.onbmc.com
CC: Support.XML@solvay.com
Subject: [WMPROD-WDCWMAP11] - MFT: WMPROD: DynasysBWPART2 - Error occurred while processing file(s) from SAPWBP to MFT server
---
Type: IS Request
Subtype: Support
Functional Area: B2B (Techno)
Process: IS Techno
Subprocess: ERP Integration
Category: B2B
GBU / Function: All GBU's / FUNCTIONS
Group: IS-CAPG-MFT

Hello,

The file transfer for below details failed in webMethods MFT. Kindly check.

Flow Name: DynasysBW
Service: DynasysBW.outbound.services.PART2:getFilesFromWBD

Create a ticket similar to INC%210644 to ask MFT the root cause and why no alert, nor re-run transfert has been done

https://solvay-smartit.onbmc.com/smartit/app/#/incident/IDGEMRVSDG4EQAR0MPXDRJN5LASVMI

If incident is not taken into account email support.xml@solvay.com and put in copy DynaSys.Interface.Team@solvay.com

Thirdly : create an 'high' incident to support group IT Data Stellar L3 BW

Ask CGI team to process again MFT part by launching wanted part PART1 or PART2 or MASTER :

- MASTER => Run PC **PC_DPS_DYNASYS_Z03** (DPS DynaSys: Files transfer only - OnDemand - MASTER files)
- PART1 => Run PC **PC_DPS_DYNASYS_Z01** (DPS DynaSys: Files transfer only - OnDemand - PART1 files)
- PART2 => Run PC **PC_DPS_DYNASYS_Z02** (DPS DynaSys: Files transfer only - OnDemand - PART2 files)

Field XXX is not a member of XXX

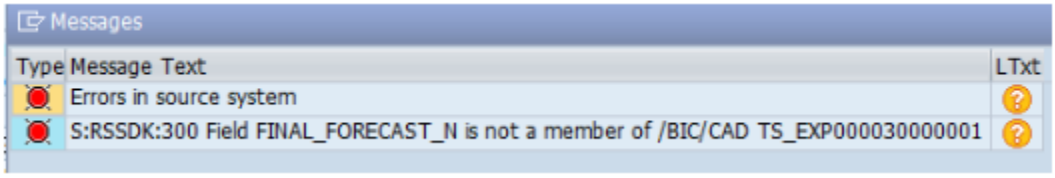
Messages

Type	Message Text	LTxt
	Errors in source system	
	S:RSSDK:300 Field FINAL_FORECAST_N is not a member of /BIC/CAD TS_EXP000030000001	

See Connection with UD CONNECT /!\ Obsolete /!\

Weekly and Monthly release days for DynaSys team (impact on loadings)

DynaSys DP = **Weekly release** all Mondays from 12pm to 12h45pm + **Monthly release** every 1st Thursday of the month

DynaSys DIP = **Monthly Release** every 2nd Thurdays of the month

Note that during the days of the **monthly release**, Demand Planning BW report **is not updated** at 2pm and sometimes also 6pm.

Below, an example of email to inform users:

"Hello,

Due to Release on DynaSys side, Demand Planning BW report will not be updated at 2pm CET. The next update is scheduled today at 6pm CET. Thanks for your understanding.

Regards,"

Issue on APD => Dump on ST22 : TSV_TNEW_PAGE_ALLOC_FAILED

Sometimes it can be possible to have an issue at APD level when there is no more memory available.

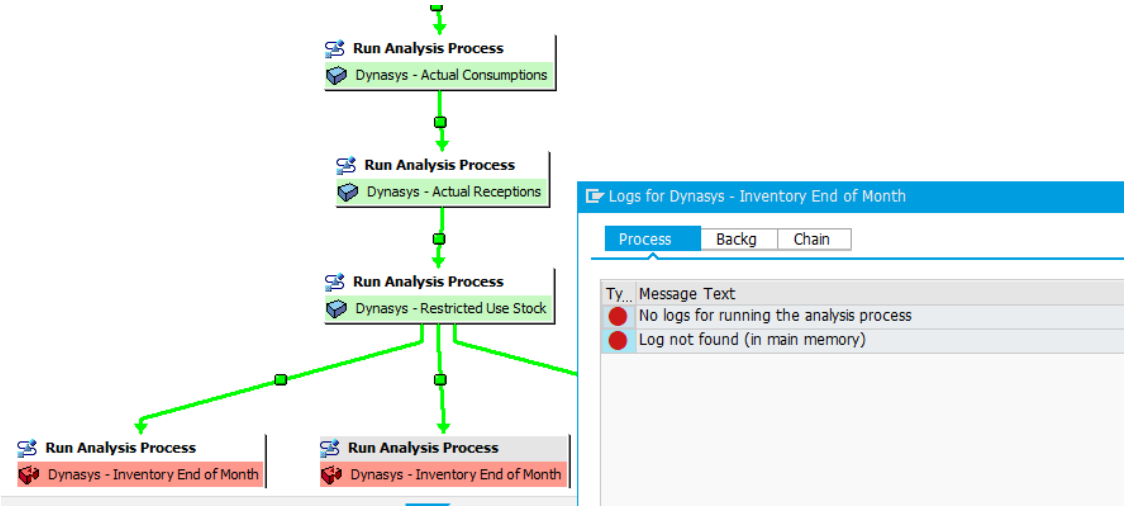

ST22 Dump log :

```
Category              Resource bottleneck
Runtime Errors        TSV_TNEW_PAGE_ALLOC_FAILED
Date and Time         06.11.2020 08:17:04

Short Text
    No more memory available to add rows to an internal table.

What happened?
    An attempt was made to add rows to an internal table. There was no
    memory available for this however.
```

When it's happened, try to modify the Performance settings at APD Level :

- Goto => performance Setttings

By default the flag is active.

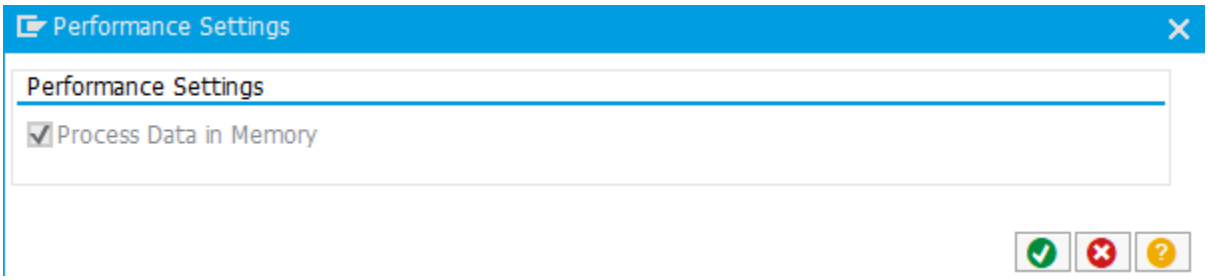

TODO :

Uncheck the Process Data in Memory, activate the APD and repeat the step in issue at the process chain level.

If WBP is not available Saturday

If WBP in not available during Saturday morning, you have to manually generate weekly files

- DYS_BW_SKU_PW_DYNAMIC.csv
- DYS_BW_BOM.csv