

# BW RTR - Transfer Price - Sale Price !\ Obsolete !\



The new wiki link for this data flow is here:

[Technical Documentation - Transfer Price historical sales](#)

Please update the doc there and no longer here.



- General presentation
  - Objective of the application
  - Usage information
  - History
- Rules
  - Roles and access
  - Authorization objects
- Dataflow overview
  - Functional and Technical rules on Workbench + Reporting
  - Rules & Explanations
    - Systems involved
    - Subject
  - Dependencies with other applications
- Data Model
  - Info providers and objects
    - InfoAreas
    - DSOs / aDSOs
    - Composite Providers
    - Main Master Data
      - C\_TPREVTY – Revenue Type
      - Revenue type has been defined in order to segregate the different type of sales, in order to calculate the average sale price for each revenue type.
      - The revenue type is the combination of 3 components:
    - Main Master Data & Business Rules
      - C\_TPPARTY - TP Partner Type
    - Main Extractors
      - Master data extractors
  - Data Flow
    - HANA Calculation views
      - CV\_FMCO\_CO\_TP\_EU\_COUNTRY
      - CV\_FMCO\_CO\_TP\_MATNR2\_SCOPE
      - CV\_FMCO\_CO\_TP\_COPA\_RHODIA :
      - CV\_FMCO\_CO\_TP\_COPA\_SOLVAY
      - CV\_FMCO\_CO\_TP\_SALE\_PRICE\_BUSRULES\_01
      - CV\_FMCO\_CO\_TP\_SALE\_PRICE\_BUSRULES\_01 - New block for OFFSET parameter restriction
      - CV\_FMCO\_CO\_TP\_SALE\_PRICE\_BUSRULES\_02
      - CV\_FMCO\_CO\_TP\_SALE\_PRICE\_REPORTING
      - CV\_FMCO\_CO\_TP\_SALE\_PRICE\_COMPOSITE
    - Data extract (BW)
- Data loading
  - Process Chain
  - Loading frequency
  - Average performance
- Reporting
  - Queries End User Documentation
    - Queries
    - Workbooks
    - Jump
  - Broadcast
- Maintenance
  - Init/Recovery procedure
  - Additional links

## General presentation

The application provides for a given month, the average sale prices observed during the X previous months.

Data is both :

- Available in reporting through AFO workbook
- Monthly extracted into 2 flat files likely to be loaded into WP1 and PF1.

.List of contacts

- Charlotte Rollier (SBS Finance Service Line) : Data and Reporting Manager
- Guillaume Thevenet (SBS Information Services) : BW Coordinator

## Objective of the application

The aim of the application is to calculate and provide to transfer pricing team the monthly average sale price by BFC Company Code, Material, Revenue Type.

## Usage information

To be completed

## History

This project was developed in September 2019 by Ludovic Depoix with BW technical support of Cyril Bianco.

A new OFFSET parameters has been added to the data flow in June 2022 by Ludovic Depoix with BW technical support of Charles Benier.

## Rules

### Roles and access

Role Code	Role Description	Explanation
ZR_RCS_CA_M67	Transfert Price Historical Sales	Menu Role
ZR_*_CA_P05	GBU perimeter roles	Role Analysis authorizations
ZBI_RCS_CO_A25	TP – Transfert Price Historical Sales - End User role	Application Role

### Authorization objects

List of authorization objects mandatory for the application.

Authorization object	Explanation
CPFCTR1_2	BFC Global Business Unit
C_AUTHMA	Authorization Scope

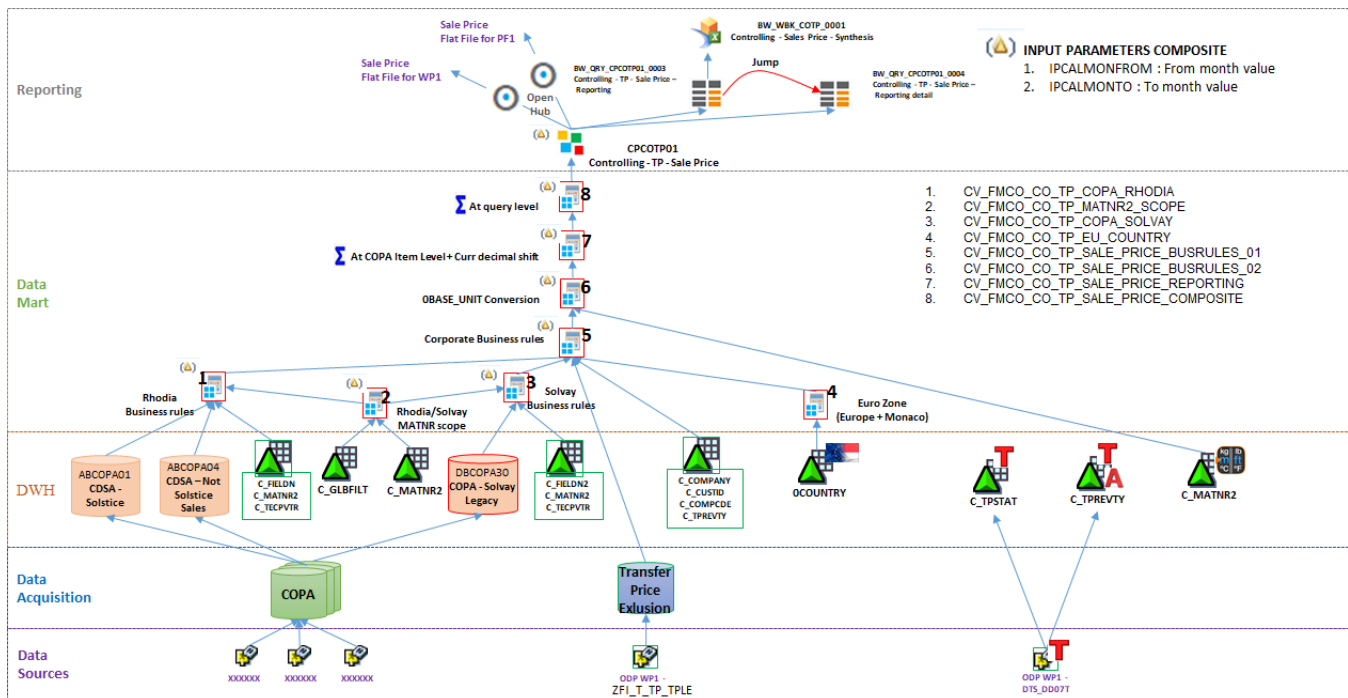
See also file maintained by Authorization team :

- BW Catalog of Roles: Authorization catalog
- BW Authorization: BW Authorizations

## Dataflow overview

Reporting documentation drive folder:

Example of dataflow overview :



## Functional and Technical rules on Workbench + Reporting

### Rules & Explanations

### Systems involved

- Rhodia ERP WP1
- Solvay ERP PF1

### Subject

Retrieved data are coming from PF1 and WP1 COPA module.

### Dependencies with other applications

Retrieved data is dependent from standard and advanced DSO (COPA Business Layer) loaded by others applications.

## Data Model

### Info providers and objects

### InfoAreas

<ul style="list-style-type: none"> <li>▼ SOLVAY <ul style="list-style-type: none"> <li>&gt; CBS - WBS Cost Analysis</li> <li>&gt; Plant Maintenance</li> <li>▼ Financials Management &amp; Controlling <ul style="list-style-type: none"> <li>&gt; Financial Accounting</li> <li>▼ Controlling <ul style="list-style-type: none"> <li>&gt; Controlling - Model S</li> <li>&gt; IMEP-Integrated Manufacturing &amp; Energy Performance</li> <li>&gt; Profitability Analysis</li> <li>&gt; Overhead Cost Controlling</li> <li>&gt; Fixed Costs</li> <li>&gt; Profitability Analysis (Soda Ash)</li> <li>▼ Controlling - Transfer Price <ul style="list-style-type: none"> <li>&gt; Controlling - Transfer Price - Master Data</li> <li>&gt; Controlling - Transfer Price - Propagation Layer</li> <li>&gt; Controlling - Transfer Price - Virtual Layer</li> </ul> </li> </ul> </li> </ul> </li> </ul> </li> </ul>	<ul style="list-style-type: none"> <li>IA_SOLVAY</li> <li>IA_SOLVAY_F_CO_CBS_PS</li> <li>IA_S_RTR</li> <li>IA_FMCO</li> <li>IA_FMCO_FI</li> <li>IA_FMCO_CO</li> <li>IA_FMCO_CO_MS</li> <li>IA_FMCO_CO_IMEP</li> <li>IA_FMCO_COPA</li> <li>IA_FMCO_CO_OM</li> <li>IA_FMCO_CO_FC</li> <li>IA_FMCO_COPA_SD</li> <li>IA_FMCO_CO_TP</li> <li>IA_FMCO_CO_TP_MD</li> <li>IA_FMCO_CO_TP_PROPAGATION</li> <li>IA_FMCO_CO_TP_VIRTUAL</li> </ul>
--	---

## DSOs / aDSOs

implemented by another project

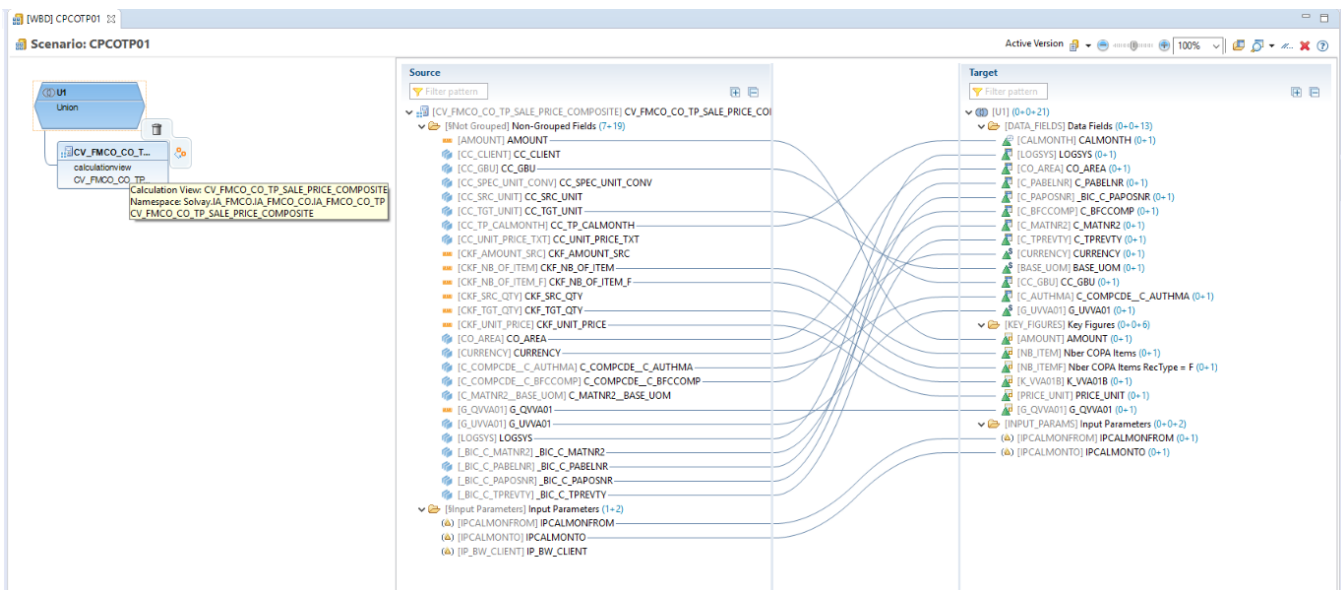
- DBCOPA30 - COPA - Solvay Legacy
- ABCOPA01 - CDSA – Solstice
- ABCOPA04 - CDSA – Not Solstice

Implemented by the Transfer Price project

- APCOTP01 - Transfer price - Entity third party Except

## Composite Providers

- CPCOTP01 - Controlling - TP - Sale Price



## Output: CPCOTP01

### Provider Fields

Filter pattern

View Field	Associated Object
<ul style="list-style-type: none"> <li>▼ [DATA_FIELDS] Data Fields                             <ul style="list-style-type: none"> <li>▲ [CALMONTH] CALMONTH</li> <li>▲ [LOGSYS] LOGSYS</li> <li>▲ [CO_AREA] CO_AREA</li> <li>▲ [C_PABELNR] C_PABELNR</li> <li>▲ [C_PAPOSNR] _BIC_C_PAPOSNR</li> <li>▲ [C_BFCCOMP] C_BFCCOMP</li> <li>▲ [C_MATNR2] C_MATNR2</li> <li>▲ [C_TPREVTY] C_TPREVTY</li> <li>▲ [CURRENCY] CURRENCY</li> <li>▲ [BASE_UOM] BASE_UOM</li> <li>▲ [CC_GBU] CC_GBU</li> <li>▲ [C_AUTHMA] C_COMPCODE_C_AUTHMA</li> <li>▲ [G_UVVA01] G_UVVA01</li> </ul> </li> <li>▼ [KEY_FIGURES] Key Figures                             <ul style="list-style-type: none"> <li>▲ [AMOUNT] AMOUNT</li> <li>▲ [NB_ITEM] Nber COPA Items</li> <li>▲ [NB_ITEMF] Nber COPA Items RecType = F</li> <li>▲ [K_VVA01B] K_VVA01B</li> <li>▲ [PRICE_UNIT] PRICE_UNIT</li> <li>▲ [G_QVVA01] G_QVVA01</li> </ul> </li> <li>▼ [INPUT_PARAMS] Input Parameters                             <ul style="list-style-type: none"> <li>▲ [IPCALMONFROM] IPCALMONFROM</li> <li>▲ [IPCALMONT0] IPCALMONT0</li> </ul> </li> </ul>	<ul style="list-style-type: none"> <li>▲ <a href="#">0CALMONTH</a></li> <li>▲ <a href="#">0LOGSYS</a></li> <li>▲ <a href="#">0CO_AREA</a></li> <li>▲ <a href="#">C_PABELNR</a></li> <li>▲ <a href="#">C_PAPOSNR</a></li> <li>▲ <a href="#">C_BFCCOMP</a></li> <li>▲ <a href="#">C_MATNR2</a></li> <li>▲ <a href="#">C_TPREVTY</a></li> <li>▲ <a href="#">0CURRENCY</a></li> <li>▲ <a href="#">0BASE_UOM</a></li> <li>▲ <a href="#">CPFCTR1_2</a></li> <li>▲ <a href="#">C_AUTHMA</a></li> <li>▲ <a href="#">0G_UVVA01</a></li> <li>▲ <a href="#">0AMOUNT</a></li> <li>▲ <a href="#">K_LINENB</a></li> <li>▲ <a href="#">K_LINENBF</a></li> <li>▲ <a href="#">K_VVA01B</a></li> <li>▲ <a href="#">0PRICE_UNIT</a></li> <li>▲ <a href="#">0G_QVVA01</a></li> <li>▲ <a href="#">0CALMONTH</a></li> <li>▲ <a href="#">0CALMONTH</a></li> </ul>

### Main Master Data

- C\_TPREVTY – Revenue Type

Revenue type has been defined in order to segregate the different type of sales, in order to calculate the average sale price for each revenue type.

The revenue type is the combination of 3 components:

IOBJ	Revenu type	Partner type	Geographical Flow	Custom Duty
	C_TPREVTY	C_TPPARTY	C_TPGEOFL	C_TPCUSTD
C_TPREVTY	ABEURP	RP	ABEU	ID
C_TPREVTY	ABEUTP	TP	ABEU	ID
C_TPREVTY	ABEXRP	RP	ABEX	ID
C_TPREVTY	ABEXTP	TP	ABEX	ID
C_TPREVTY	DORP	RP	DOMS	ID
C_TPREVTY	DORP_DF	RP	DOMS	DF
C_TPREVTY	DOTP	TP	DOMS	ID
C_TPREVTY	DOTP_DF	TP	DOMS	DF

- C\_TPPARTY - TP Partner Type
- C\_TPGEOFL - TP Geographical Flow
- C\_TPCUSTD - TP Custom Duty

IOBJ	Code	texte
C_TPPARTY	RP	Related Party
C_TPPARTY	TP	Third Party
C_TPGEOFL	ABEX	Abroad-export
C_TPGEOFL	ABEU	Abroad-Eudel
C_TPGEOFL	DOMS	Domestic
C_TPCUSTD	DF	Duty Free
C_TPCUSTD	ID	Included custom duties

## Main Master Data & Business Rules

- **C\_TPPARTY - TP Partner Type**

Business Rule : If trading partner (C\_PCOMPAN) not empty and consolidation method different from 90 sold and BFC Company of the Trading partner (C\_COMPANY\_\_0COMPANY) not found in exception table (!\ Posting date in Valid From and Valid To of exclusion table => Related Party

Else => Third Party

- **C\_TPGEOFL - TP Geographical Flow**

Business Rule : We will compare :

- the recipient country (ship to customer country) C\_SHIPID\_0COUNTRY
- And the country of the selling company (company code country):C\_PCOMPRS\_\_0COUNTRY (= C\_COMPCDE\_\_0COUNTRY)
- Abroad-export :both countries are different and one of them at least is outside E.U.
- Abroad-EU : both countries are different and inside E.U.
- Domestic (same country)

- **C\_TPCUSTD - TP Custom Duty**

The third distinction is only for chinese companies

If the company code is not a chinese company ( C\_PCOMPRS\_\_0COUNTRY or C\_COMPCDE\_\_0COUNTRY <> CN) => domestic included duties

If the company code (C\_COMPRS) is a chinese company ; to split the domestic line by "included customs duties" or "duty free", based on:

- the invoicing currency (ODOC\_CURRENCY) <> Local company currency(C\_COMPRS\_0CURRENCY ) => domestic duty free
- the invoicing currency = local company currency (CNY), the legal entity is SSP CHANGSHU (5991) and the customer is related party => domestic duty free
- other cases => domestic included duties

- **C\_GLBFLT - Global Filter**

The global filter has been used in order to manage some parameters :

Global Filter Stream (Application)	"Global Filter Rule"	"Global Filter"	Global Filter Active	Global Filter Description	Global Filter Hight Value	Global Filter Low Value	Global Filter Option	Global Filter Sign
TP_SP	MATNR_WX1	1	Y	Exclude MATNR2 Z710		Z710	EQ	E
TP_SP	MATNR_WX1	2	Y	Exclude MATNR2 ZDIE		ZDIE	EQ	E
TP_SP	MATNR_WX1	3	Y	Exclude MATNR2 ZNLA		ZNLA	EQ	E
TP_SP	MATNR_WX1	4	Y	Exclude MATNR2 ZUNB		ZUNB	EQ	E
TP_SP	MATNR_XF1	1	Y	Exclude MATNR2 Z710		Z710	EQ	E
TP_SP	MATNR_XF1	2	Y	Exclude MATNR2 ZR09		ZR09	EQ	E
TP_SP	MATNR_XF1	3	Y	Exclude MATNR2 Z709		Z709	EQ	E
TP_SP	EXTRPERIOD	1	Y	Recovery Extract Period		201904	EQ	I
TP_SP	CALCNBPER	1	Y	Nb of Calculation period		3	EQ	I
TP_SP	OFFSET	1	Y	Nb of month OFFSET		3	EQ	I

- MATNR\_WX1 : allows to manage some Material Type exclusion for WP1 line
- MATNR\_XF1 : allows to manage some Material Type exclusion for XF1 line
- EXTRPERIOD : allows to manage the recovery period for the file extraction done in PC\_FMCO\_TP\_01
- CALCNBPER : allows to manage the number of used periods during the Average Sale Price Calculation
- OFFSET : allows to manage the number of month take in account by Material, plant and Company type into the "CALCNBPER" selection. IF OFFSET= CALCNBPER, the OFFSET parameter have no impact

CALCNBPER (4) & OFFSET (2) parameters example

Ex 1	Month = 4 (current month = May) / Offset = 2				
Sales	Apr	Mar	Feb	Jan	Result (SUM)
<b>Material</b>					
<b>M1</b>	10	10	10		20
<b>M2</b>		10	10		20
<b>M3</b>			10	10	20
<b>M4</b>				10	10
<b>M5</b>		10		10	10

## Main Extractors

Transactional data extractors

- Transactional data was already available in the COPA data model, no new transactional extractor has been activated

## Master data extractors

- DTS\_DD07T through ODP from WP1 in order to populate info objects' texts like C\_TPSTAT and C\_TPREVTY

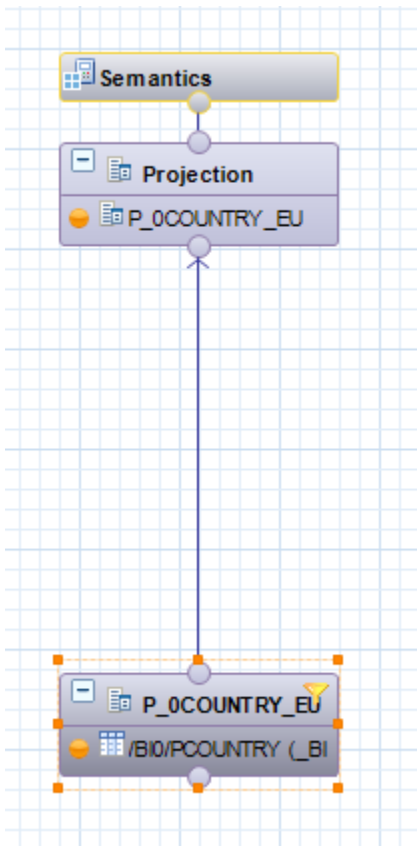
## Data Flow

As shown in the architecture schema, the Sale Price application is based on an hybrid achitecture HANA Calculation feeding a BW composite provider.

The the composite provider is used for bith extraction and reporting purpose.

## HANA Calculation views

- CV\_FMCO\_CO\_TP\_EU\_COUNTRY



This calculation view provide all contries belonging to EU, including Monaco which in not considered as a EU member in ECC T005 table.  
 this is done through the folling filter expression :

### Edit Filter Expression for P\_0COUNTRY\_EU

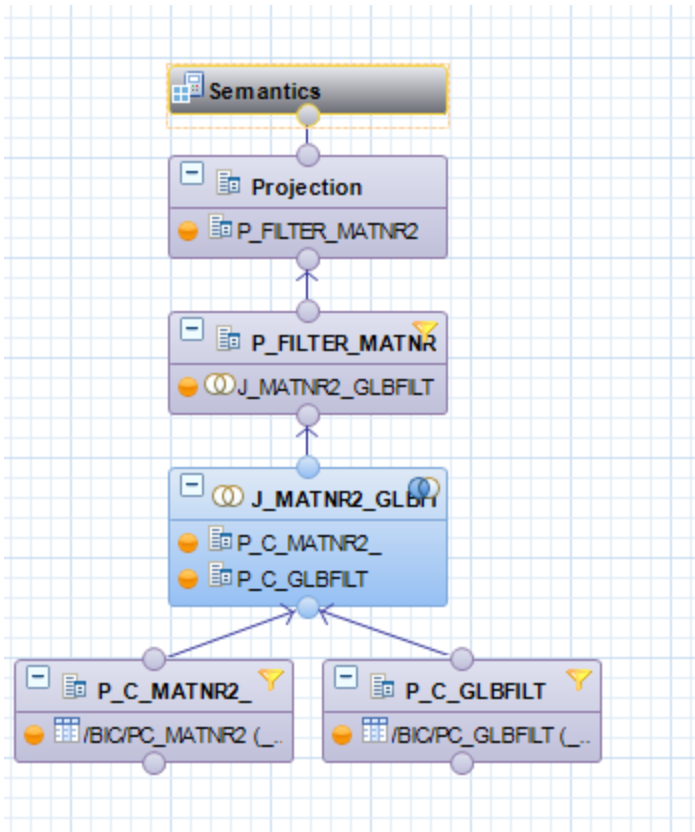
Filters applied on the columns are executed after performing all the operations defined in a view.

**Expression Editor**

Edit... Language: Column Engine

```
((("C_XEGLD" = 'X') OR ("COUNTRY" = 'MC')) AND "OBJVERS" = 'A')
```

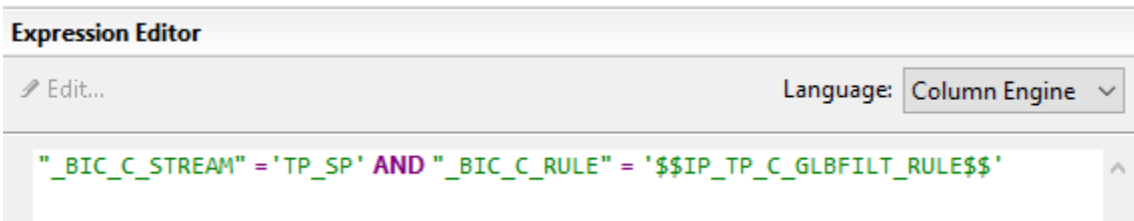
- CV\_FMCO\_CO\_TP\_MATNR2\_SCOPE



This calculation view provides the scope of MATERIAL that have to be taken into account, after application of the exclusion MATL\_TYPE managed through the global filter table.

Global Filter Stream (Application)	*Global Filter Rule*	*Global Filter*	Global Filter Active	Global Filter Description	Global Filter Hight Value	Global Filter Low Value	Global Filter Option	Global Filter Sign
TP_SP	MATNR_WX1	1	Y	Exclude MATNR2 Z710		Z710	EQ	E
TP_SP	MATNR_WX1	2	Y	Exclude MATNR2 ZDIE		ZDIE	EQ	E
TP_SP	MATNR_WX1	3	Y	Exclude MATNR2 ZNLA		ZNLA	EQ	E
TP_SP	MATNR_WX1	4	Y	Exclude MATNR2 ZUNB		ZUNB	EQ	E
TP_SP	MATNR_XF1	1	Y	Exclude MATNR2 Z710		Z710	EQ	E
TP_SP	MATNR_XF1	2	Y	Exclude MATNR2 ZR09		ZR09	EQ	E
TP_SP	MATNR_XF1	3	Y	Exclude MATNR2 Z709		Z709	EQ	E

The restriction is done through the following filter expression

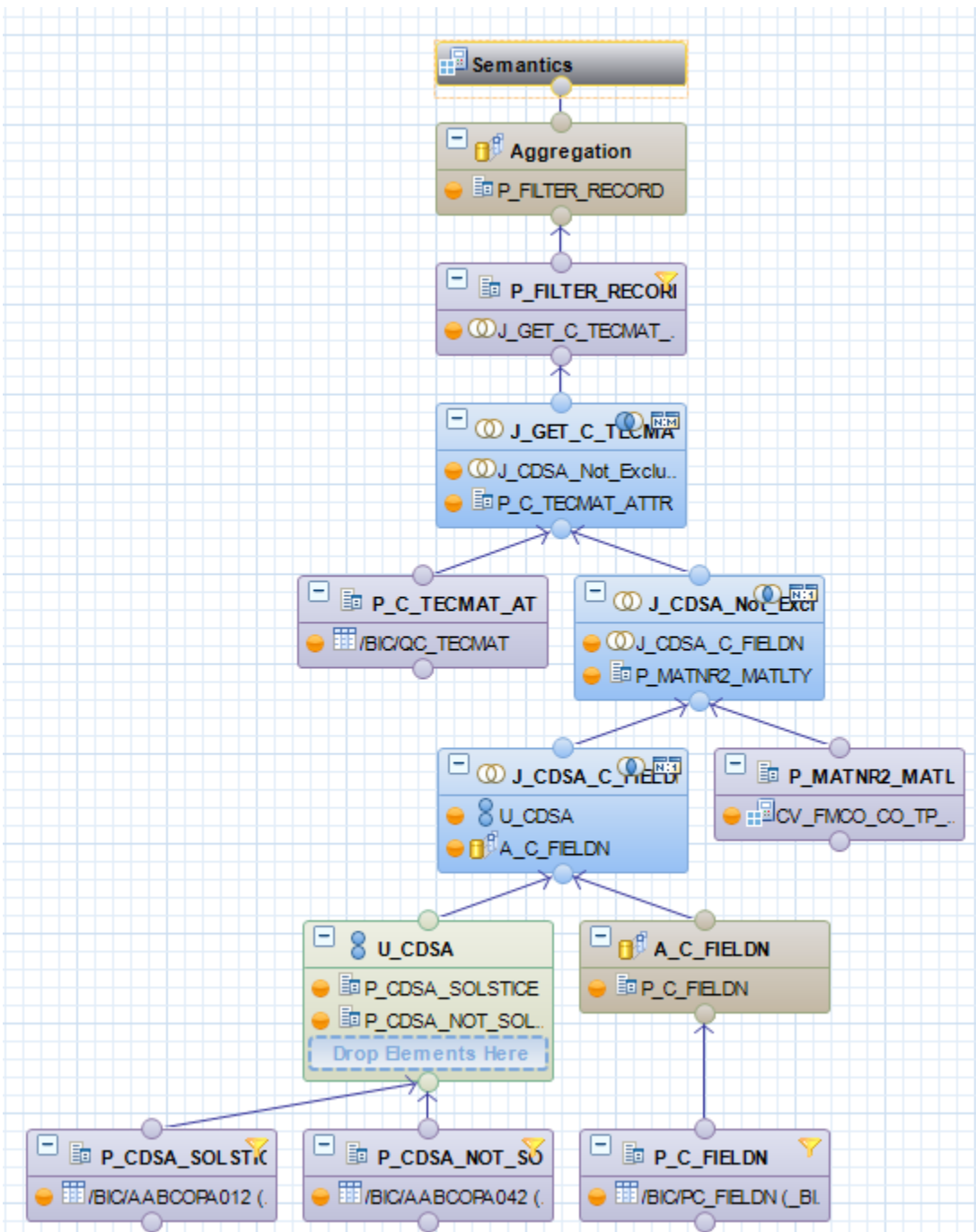


Where IP\_TP\_C\_GLBFLT\_RULE is an input parameter populated by the master view which embeds the current view either :

- CV\_FMCO\_CO\_TP\_COPA\_RHODIA
- CV\_FMCO\_CO\_TP\_COPA\_SOLVAY

The parameter is populated by a constant in the calculation view input parameter mapping.

- CV\_FMCO\_CO\_TP\_COPA\_RHODIA :



this Calculation views takes in charge

- all the Rhodia specific business rules in particular
- UNION of data coming from the different SOLSTICE aDSOs
  - Value Field restriction based on C\_FIELDN master data
  - GBU recovery using C\_TECMAT attributes
  - the restriction on Material scope based on CV\_FMCO\_CO\_TP\_MATNR2\_SCOPE with the following Input Parameter :

**Map Variables/Input Parameters**

Map the Data Sources/Views for value help Variables/Input Parameters to the target Variables/Input Parameters

Select Type Data Sources

**Variables/Input Parameters**

Filter pattern

Solvay:IA\_FMCO:IA\_FMCO\_CO:IA\_FMCO\_CO\_TP::CV\_FMCO\_CO\_TP\_MATNR2\_SCOPE (

- IP\_TP\_C\_GLBFLT\_RULE

**Calculation view Variables/Input Parameters**

Filter pattern

- IPCALMONFROM
- IPCALMONT0
- MATNR\_WX1

- In addition, there is a restriction on the scope of COPA document based on the following filter :

```
("CALMONTH" >= '$$IPCALMONFROM$$' AND "CALMONTH" <= '$$IPCALMONT0$$') and "REC_TYPE" != 'X'
```

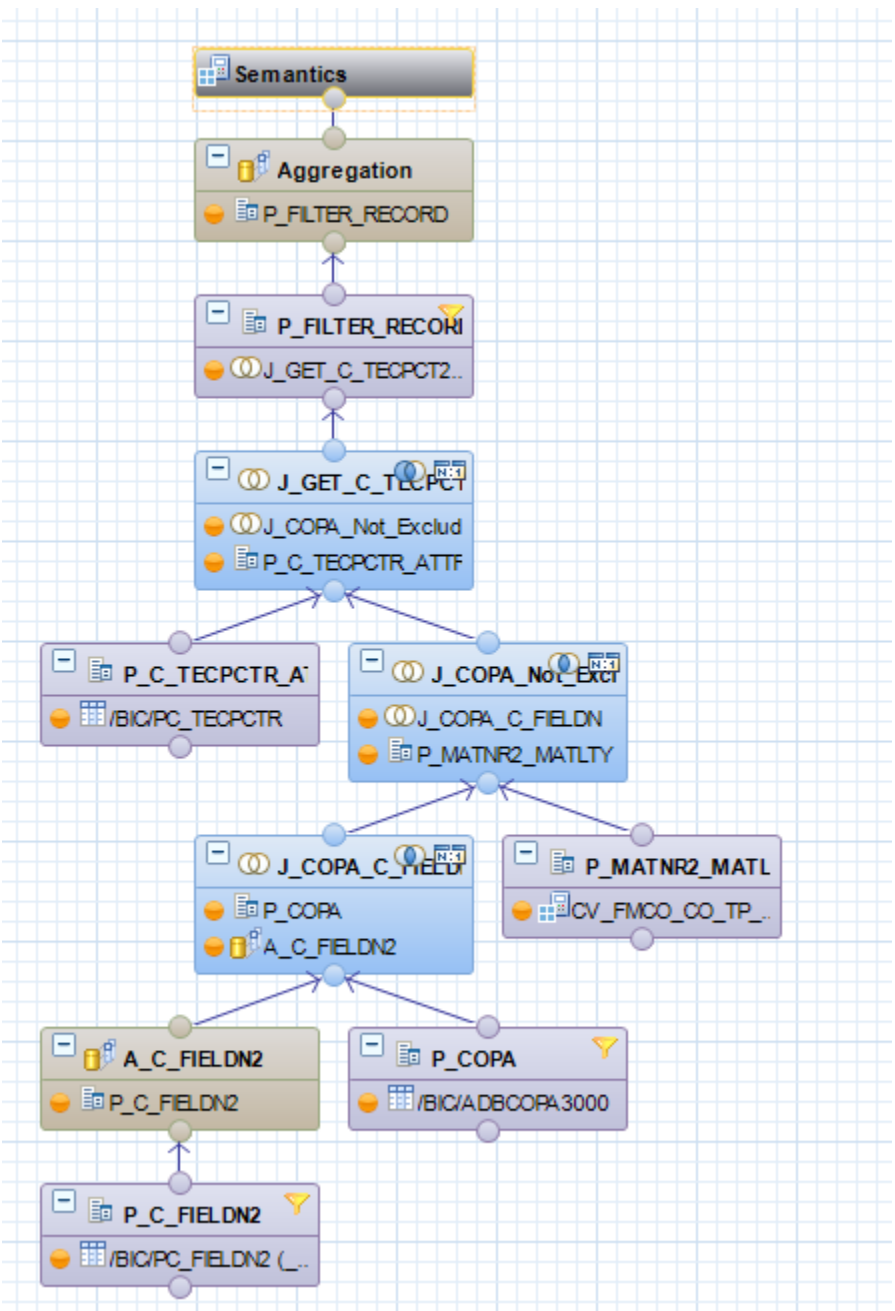
where Input parameters are driven either by DTP or Query exit variables and related BADIs

**Display View "BI-Utills 001: Variablemaintenance":**

BI-Utills 001: Variablemaintenance

Variable Name	Class/Interface	S
V_IPCALMONT0_0001	L_BIU001_V_IPCALMONT0_0001	TI
V_IPCALMONT0_0002	ZCL_BIU001_V_IPCALMONT0_0002	TI

CV\_FMCO\_CO\_TP\_COPA\_SOLVAY



this Calculation views takes in charge

- all the Rhodia specific business rules in particular
  - Value Field restriction based on C\_FIELDN2 master data
  - GBU recovery using C\_TECPCTR attributes
  - the restriction on Material scope based on CV\_FMCO\_CO\_TP\_MATNR2\_SCOPE with the following Input Parameter :

### Map Variables/Input Parameters

Map the Data Sources/Views for value help Variables/Input Parameters to the target Variables/Input Parameters

Select Type: Data Sources

#### Variables/Input Parameters

Filter pattern

- Solvay.IA\_FMCO.IA\_FMCO\_CO.IA\_FMCO\_CO\_TP::CV\_FMCO\_CO\_TP\_MATNR2\_SCOPE
  - IP\_TP\_C\_GLBFLT\_RULE

#### Calculation view Variables/Input Parameters

Filter pattern

- IPCALMONFROM
- IPCALMONT0
- MATNR\_XF1

- In addition, there is a restriction on the scope of COPA document based on the following filter :

```
("CALMONTH" >= '$$IPCALMONFROM$$' AND "CALMONTH" <= '$$IPCALMONT0$$') and "REC_TYPE" != 'X'
```

where Input parameters are driven either by DTP or Query exit variables and related BADIs

### Display View "BI-Utills 001: Variablemaintenance":



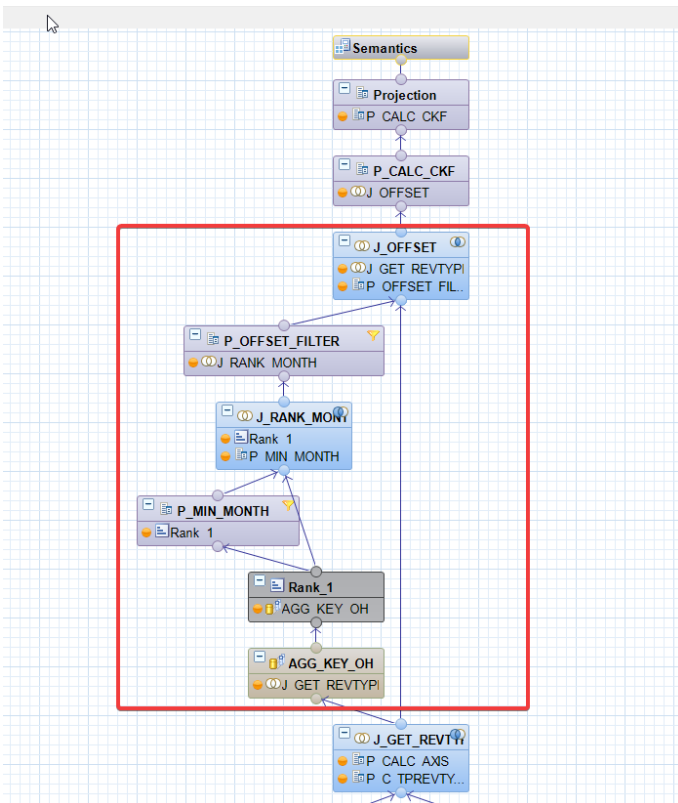
BI-Utills 001: Variablemaintenance

Variable Name	Class/Interface	S
V_IPCALMONT0_0001	L_BIU001_V_IPCALMONT0_0001	TI
V_IPCALMONT0_0002	ZCL_BIU001_V_IPCALMONT0_0002	TI

- CV\_FMCO\_CO\_TP\_SALE\_PRICE\_BUSRULES\_01



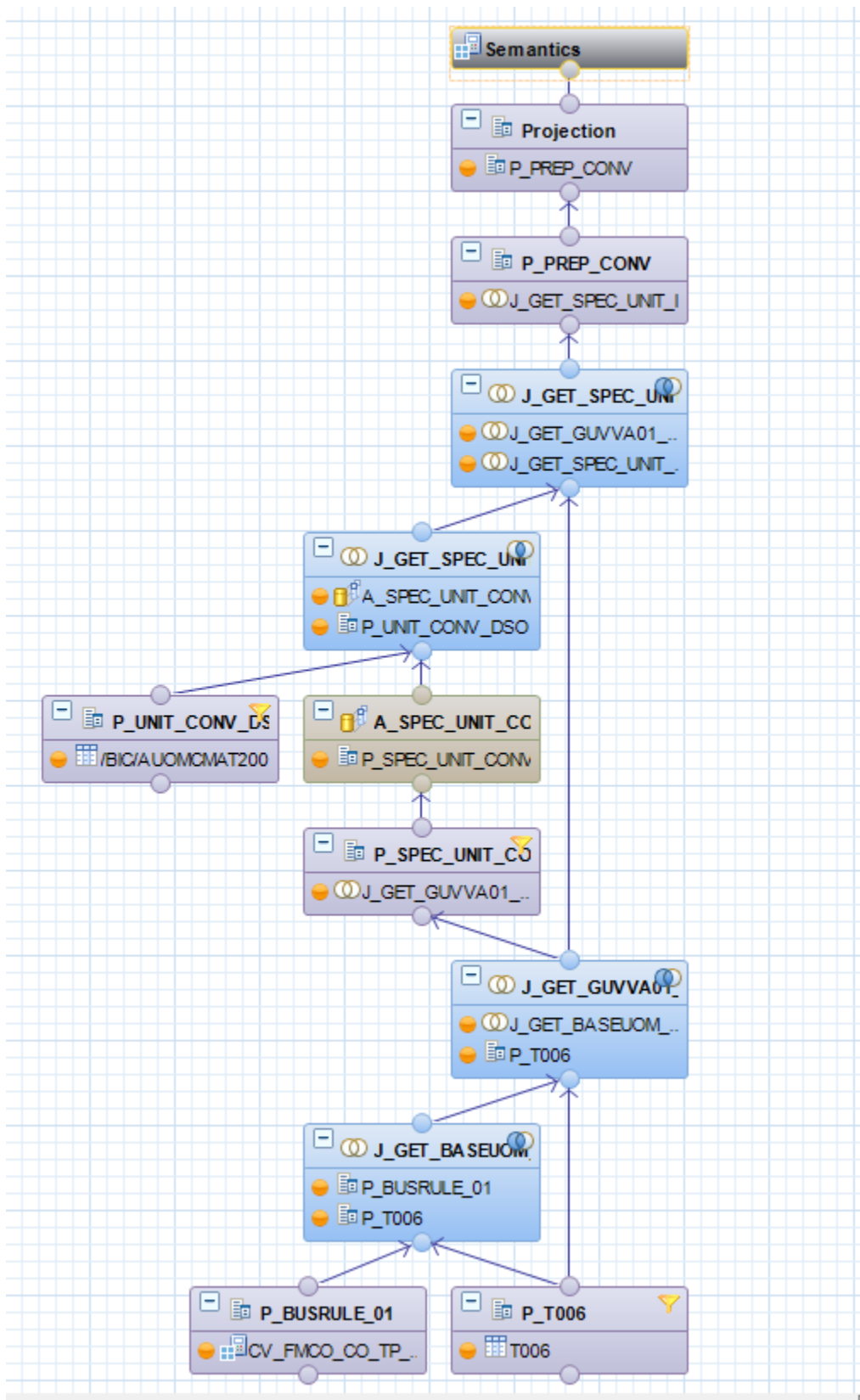
- CV\_FMCO\_CO\_TP\_SALE\_PRICE\_BUSRULES\_01 - New block for OFFSET parameter restriction



This calculation view

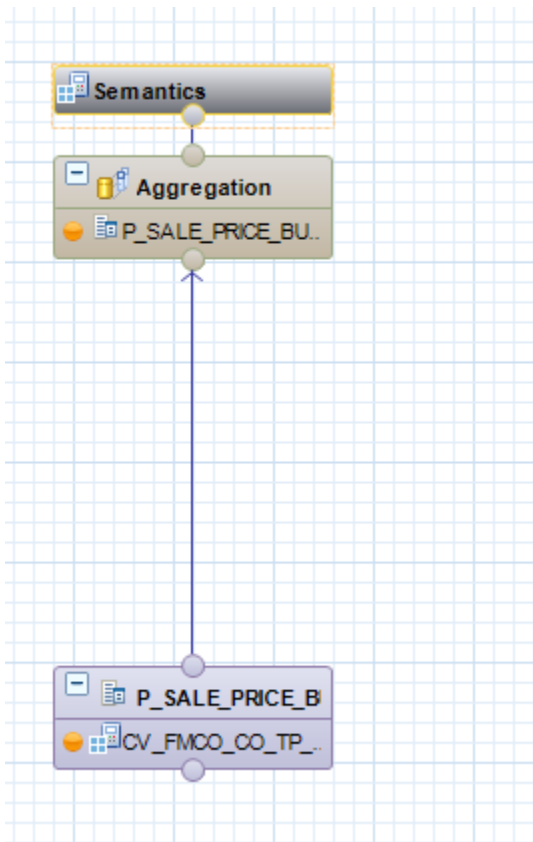
- merges the data RHODIA and SOLVAY data coming from the specific sub views
- enriches the data in order to apply the corporate business rules,
  - Axys of analysis claudation in particular the REVENUE TYPE and its compoundings
  - KPI calculation
- Restrict data by month by keys from the offset parameters

- CV\_FMCO\_CO\_TP\_SALE\_PRICE\_BUSRULES\_02



This calculation view takes in charge all the UNIT CONVERSION logic using joins with T006 and UOMCMAT2 DSO.

- CV\_FMCO\_CO\_TP\_SALE\_PRICE\_REPORTING



This view

- manages the aggregation at the COPA item document level, using the KEEP\_FLAG option on the relevant fields, in order to insure the consistency of the KPI calculation in the upper level.
- applies the HANA standard conversion function on :
  - UNIT (based on KPI calculated in CV\_FMCO\_CO\_TP\_SALE\_PRICE\_BUSRULES\_02
  - CURRENCY in order to manage the Decimal Shift properly

the customizing is done in the semantic layer using semantic functions

Details

Columns(26) View Properties Hierarchies Parameters/Variables(3)

Local

Show: All



Type	Key	Name	Label	Aggregation	Variable	Semantic Type
	<input type="checkbox"/>	RB CC_TP_CALMONTH	CC_TP_C...		▼	
	<input type="checkbox"/>	RB LOGSYS	LOGSYS		▼	
	<input type="checkbox"/>	RB CO_AREA			▼	
	<input type="checkbox"/>	RB C_COMPDE_C_BFCCOMP	C_COMP...		▼	
	<input type="checkbox"/>	RB _BIC_C_MATNR2	_BIC_C_M...		▼	
	<input type="checkbox"/>	RB CURRENCY	CURRENCY		▼	
	<input type="checkbox"/>	RB _BIC_C_TPREVTY	_BIC_C_T...		▼	
	<input type="checkbox"/>	RB C_MATNR2_BASE_UOM	C_MATN...		▼	
	<input type="checkbox"/>	RB _BIC_C_PAPOSNR	_BIC_C_P...		▼	
	<input type="checkbox"/>	RB _BIC_C_PABELNR	_BIC_C_P...		▼	
	<input type="checkbox"/>	RB G_UVVA01	G_UVVA01		▼	
	<input checked="" type="checkbox"/>	12 AMOUNT	AMOUNT	Sum		Amount with Currency Code
	<input type="checkbox"/>	12 G_QVVA01	G_QVVA01	Sum		
	<input type="checkbox"/>	12 CKF_NB_OF_ITEM_F	CKF_NB_...	Sum		
	<input type="checkbox"/>	12 CKF_NB_OF_ITEM	CKF_NB_...	Sum		
	<input type="checkbox"/>	RB CC_GBU	CC_GBU		▼	
	<input type="checkbox"/>	RB CC_UNIT_PRICE_TXT	CC_UNIT...		▼	
	<input type="checkbox"/>	12 CKF_UNIT_PRICE	CKF_UNI...	Avg		
	<input type="checkbox"/>	RB C_COMPDE_C_AUTHMA	C_COMP...		▼	
	<input type="checkbox"/>	RB CC_SRC_UNIT	CC_SRC_...		▼	
	<input type="checkbox"/>	RB CC_TGT_UNIT	CC_TGT_...		▼	
	<input type="checkbox"/>	12 CKF_SRC_QTY	CKF_SRC_...	Sum		
	<input type="checkbox"/>	RB CC_SPEC_UNIT_CONV	CC_SPEC...		▼	
	<input type="checkbox"/>	12 CKF_TGT_QTY	CKF_TGT_...	Sum		Quantity with Unit Of Measure
	<input type="checkbox"/>	RB CC_CLIENT	CC_CLIENT		▼	
	<input type="checkbox"/>	12 CKF_AMOUNT_SRC	CKF_AM...	Sum		

### Assign Semantics

Assign a suitable semantic type and maintain additional properties depending on the chosen semantic type

Semantic Type: **Amount with Currency Code** ▾

Currency: ⓘ  ⓘ

Decimal shift  Conversion  Rounding  Decimal shift back

**Conversion**

Schema for currency conversion:\*  ⓘ

Client for currency conversion:\* ⓘ  ⓘ

Source Currency:\*  ⓘ

Target Currency:\*  ⓘ

Exchange Type:\*  ⓘ

Conversion Date:\*  ⓘ

Exchange Rate: ⓘ  ⓘ

Data Type: ⓘ  ▾ Length:  Scale:

Generate result currency column:

Upon Conversion Failure:  ▾

Semantics for CKF\_TGT\_QTY

### Assign Semantics

Assign a suitable semantic type and maintain additional properties depending on the chosen semantic type

Semantic Type: Quantity with Unit Of Measure

Unit:

Conversion

Conversion

Schema for unit conversion:

Client for unit conversion:

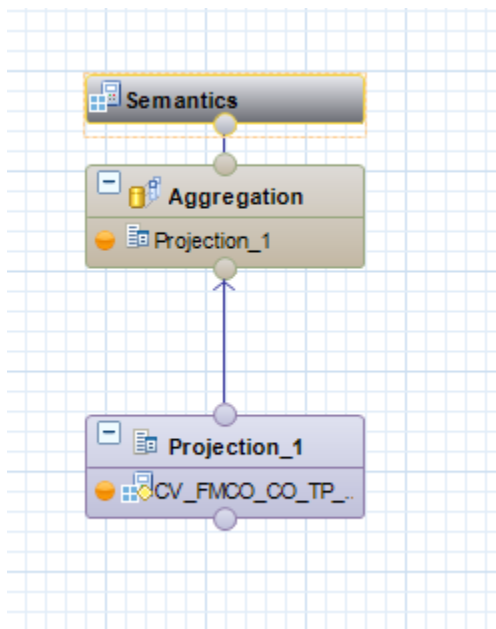
Source Unit:

Target Unit:

Generate result unit column:

Upon Conversion Failure:

- CV\_FMCO\_CO\_TP\_SALE\_PRICE\_COMPOSITE



This view insure the pushdown HANA of the aggregation at the level requested by the reporting layer.

Columns(26) View Properties Hierarchies Parameters/Variables(3)					
Local					
Show: All					
Type	Key	Name	Label	Aggregation	Variable
AB	AB	CC_TP_CALMONTH	CC_TP_CALMONTH		▼
AB	AB	LOGSYS	LOGSYS		▼
AB	AB	CO_AREA			▼
AB	AB	C_COMPCDE_C_BFCCOMP	C_COMPCDE_C_BFCCOMP		▼
AB	AB	_BIC_C_MATNR2	_BIC_C_MATNR2		▼
AB	AB	CURRENCY	CURRENCY		▼
AB	AB	_BIC_C_TPREVTY	_BIC_C_TPREVTY		▼
AB	AB	C_MATNR2_BASE_UOM	C_MATNR2_BASE_UOM		▼
AB	AB	_BIC_C_PAPOSNR	_BIC_C_PAPOSNR		▼
AB	AB	_BIC_C_PABELNR	_BIC_C_PABELNR		▼
AB	AB	G_UVVA01	G_UVVA01		▼
12	12	AMOUNT	AMOUNT	Sum	
12	12	G_QVVA01	G_QVVA01	Sum	
12	12	CKF_NB_OF_ITEM_F	CKF_NB_OF_ITEM_F	Sum	
12	12	CKF_NB_OF_ITEM	CKF_NB_OF_ITEM	Sum	
AB	AB	CC_GBU	CC_GBU		▼
AB	AB	CC_UNIT_PRICE_TXT	CC_UNIT_PRICE_TXT		▼
12	12	CKF_UNIT_PRICE	CKF_UNIT_PRICE	Sum	
AB	AB	C_COMPCDE_C_AUTHMA	C_COMPCDE_C_AUTHMA		▼
AB	AB	CC_SRC_UNIT	CC_SRC_UNIT		▼
AB	AB	CC_TGT_UNIT	CC_TGT_UNIT		▼
12	12	CKF_SRC_QTY	CKF_SRC_QTY	Sum	
AB	AB	CC_SPEC_UNIT_CONV	CC_SPEC_UNIT_CONV		▼
12	12	CKF_TGT_QTY	CKF_TGT_QTY	Sum	
AB	AB	CC_CLIENT	CC_CLIENT		▼
12	12	CKF_AMOUNT_SRC	CKF_AMOUNT_SRC	Sum	

## Data extract (BW)

Only 2 data flows which take in charge through Open Hub of the extract of 2 Sale price's files likely to be copied respectively in WP1 and PF1.

The DTP extract data in full mode with some restriction

The file location is /exploit/BW/TP/

fsl\_tpdata\_from\_bw\_to\_erp.csv  
fsl\_tpdata\_from\_bw\_to\_rcs.csv

20/06/2023 : PO2 project .

In SAP Transfer Price process will be split in ECO and SCO and will take place at SPIN OFF ECO/SCO (not D1)

4 new Open hub has been added to produce the new files (1 ECO , 1 SCO per SAP system)

Controlling - Transfer Price - Virtual Layer	IA_FMCO_CO_TP_VIR	Change	InfoProviders
OH Extract TP Sale Price Rhodia	OH_COTP01	Change	
OH Extract TP Sale Price Rhodia ECO	OH_TP1_EC	Change	
OH Extract TP Sale Price Rhodia SCO	OH_TP1_SC	Change	
OH Extract TP Sale Price SOLVAY	OH_COTP02	Change	
OH Extract TP Sale Price SOLVAY ECO	OH_TP2_EC	Change	
OH Extract TP Sale Price SOLVAY SCO	OH_TP2_SC	Change	
CPCOTP01	IA_FMCO_CO_TP_VIR	Change	InfoProviders

The structure of the files has been modified compared to SOLVAY one : Authorization object has been added.

Moreover , we apply a filter on the Authorization scope (C\_COMPCODE\_\_C\_AUTHMA) when files are generated (filter in the DTP)

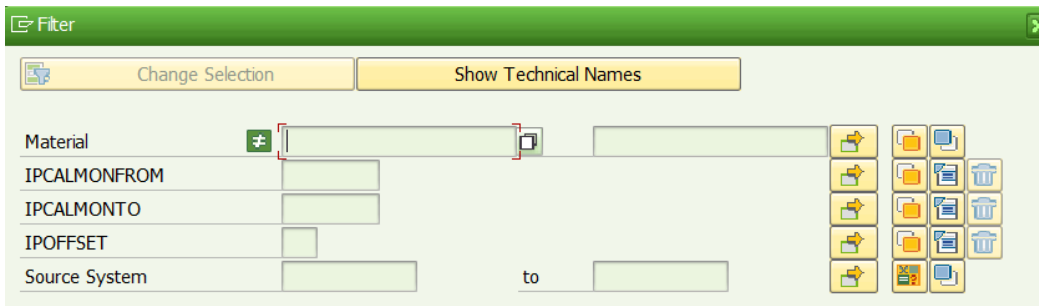
The file location is also /exploit/BW/TP/

fsl\_tpdata\_from\_bw\_to\_erp\_eco.csv

fsl\_tpdata\_from\_bw\_to\_erp\_sco.csv  
fsl\_tpdata\_from\_bw\_to\_rcs\_eco.csv

fsl\_tpdata\_from\_bw\_to\_rcs\_sco.csv

The loading is scheduled by PC PC\_FMCO\_TP\_01 on 3rd working day each month at 5:30



**MATERIAL** : must be different the **Initial**

**SOURCE SYSTEM** :

- For Rhodia is driven by the following OLAP variable **V\_0LOGSYS\_0011**
- For Solvay is driven by the following OLAP variable **V\_0LOGSYS\_0012**

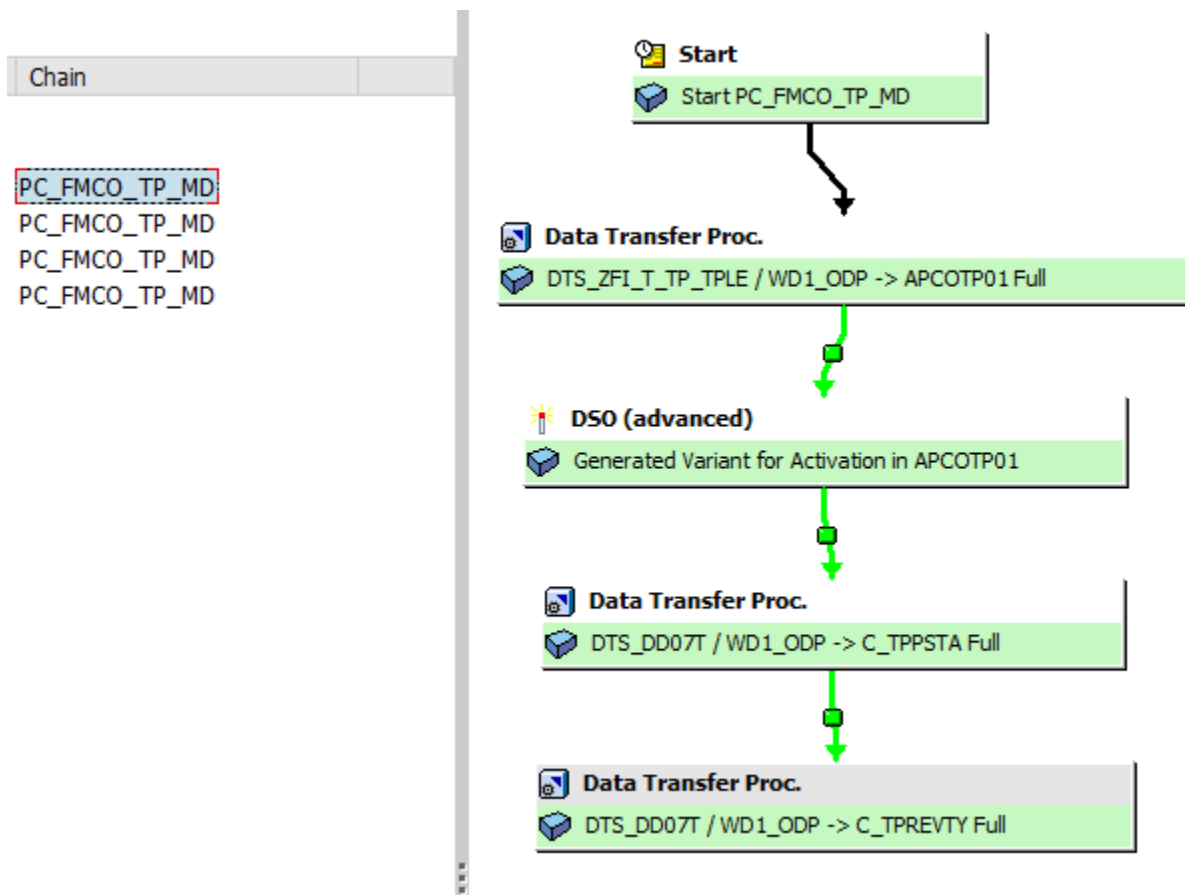
**INPUT PARAMETERS IPCALMONFROM & IPCALMONTTO** :

- Are calculated using global filters parameters EXTRPERIOD and CALCNBPER.
- if EXTRPERIOD is active (ACTIVE = Y) we are in recovery process and the LOW field value is taken into account for the calculation
- if EXTRPERIOD is inactive (ACTIVE <>Y) we are in recurring process and the current period is taken into account for the calculation
- if CALCNBPER is active (ACTIVE = Y) the calculation take is into account,
- if CALCNBPER is inactive (ACTIVE <>Y) the calculation use the default value = 3
- if OFFSET is active (ACTIVE = Y) the calculation take is into account,
- if OFFSET is inactive (ACTIVE <>Y) the calculation use the default value = 3

## Data loading

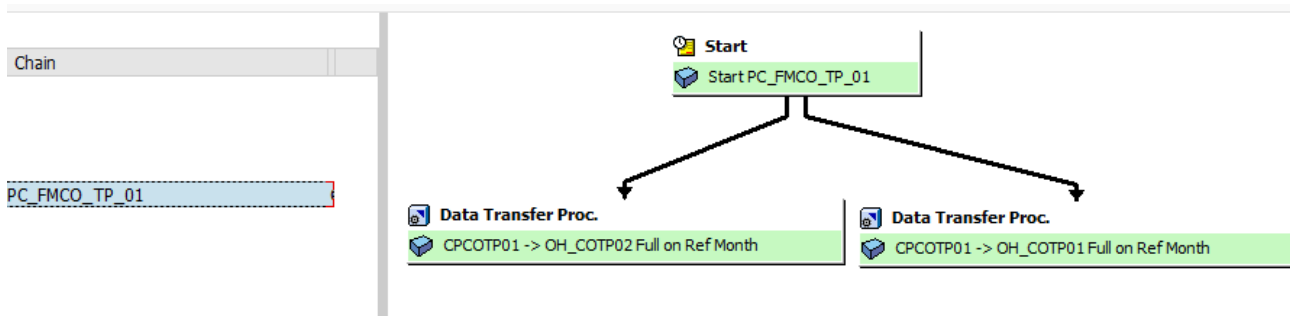
### Process Chain

PC\_FCMO\_TP\_MD : Controlling - TP - Master data



PC\_FCMO\_TP\_01 : Controlling - TP - Sale Price Extracts

This process chain extracts launch the extract through Open Hub.



20/06/2023 : PO2 project : Generation of the 4 new files will be added in Process chain before PO2 Spin Off

## Loading frequency

The Process chain is likely to be triggered once a month after the closing date (~2nd working day of each month according to FR calendar )

## Average performance

In WB1 which was a refresh of WBP, and so with volumes likely to be equivalent to those observed in production in 2019S1 :

Status	Steps	Main	Chain	Log-Id	SubChains	Steps	Day	Date	Time	Runtime	Runtime [sec]	End Date	End Time
OO	OO	✓	PC_FMCO_TP_01	5J9XO6MVZ3MJZAYDZ9YN5LC9V	0	3	TU	08.10.2019	16:10:35	00:00:30	30	08.10.2019	16:11:05
OO	OO	✓	PC_FMCO_TP_01	5J9YKP3ASPRF0OKA3FHUCB1WJ	0	3	TU	08.10.2019	14:31:58	00:00:29	29	08.10.2019	14:32:26
OO	OO	✓	PC_FMCO_TP_01	5JGC6ULCT8LBCFWFEZX2XEYZ7	0	3	TU	08.10.2019	09:22:49	00:00:28	28	08.10.2019	09:23:17
OO	OO	✓	PC_FMCO_TP_01	5JHS5XGDU3B37XOQSOA5DJBOLF	0	3	TU	08.10.2019	09:08:38	00:00:27	27	08.10.2019	09:09:05
OO	OO	✓	PC_FMCO_TP_01	5JFTCTYN55ZEUAJNL7BMFA03	0	3	TU	08.10.2019	09:01:30	00:00:28	28	08.10.2019	09:01:58
OO	OO	✓	PC_FMCO_TP_01	5JDFOR6OYFFT7D9XPN3HH1AW3	0	3	TH	03.10.2019	18:08:55	00:00:29	29	03.10.2019	18:09:24
OO	OO	✓	PC_FMCO_TP_01	5JDR6IQ3UOFM0ML2OAL1IC6LF	0	3	TH	03.10.2019	17:10:04	00:00:29	29	03.10.2019	17:10:33

## Reporting

### Queries End User Documentation

#### Queries

The 2 mains used query are :

BW_QRY_CPCOTP01_0003	Controlling - TP - Sale Price – Reporting
BW_QRY_CPCOTP01_0004	Controlling - TP - Sale Price – Reporting detail

#### Workbooks

BW_WBK_COTP_0001	Controlling - Sales Price - Synthesis
------------------	---------------------------------------

The query BW\_QRY\_CPCOTP01\_0003 has been embedded in the BW\_WBK\_COTP\_0001, in order to both :

- manage the layout respecting the finance corporate identity.

Month/Year	Logic System	BFC Company	Global Business Unit	Material	Revenue Type	Currency	Base UOM	Total Sales Amount	Qty in Material Base UOM	Unit Sale Price	Price unit	Nber COPA Items	Nber COPA Items RecType = F	
04-2019	DF1 Client 020	1	SOLVAY (SCH)	PEROXIDES	22517	DEC '0V	ABEURP	EUR	KG	472,386,08 EUR	54,478 KG	8,639,000	1,000	3
04-2019	DF1 Client 020	1	SOLVAY (SCH)	PEROXIDES	22517	DEC '0V	ABEXRP	EUR	KG	2,396,883,28 EUR	291,155 KG	8,525,127	1,000	17
04-2019	DF1 Client 020	1	SOLVAY (SCH)	PEROXIDES	22517	DEC '0V	DORP	EUR	KG	1,119,955,93 EUR	129,640 KG	8,639,000	1,000	7
04-2019	DF1 Client 020	1	SOLVAY (SCH)	PEROXIDES	102959	EG ETHYL ANTHRAGUINONE * 88500	ABEXRP	EUR	KG	305,054,09 EUR	12,060 KG	25,417,000	1,000	1
04-2019	DF1 Client 020	1	SOLVAY (SCH)	PEROXIDES	102967	2-MCHA * GR	ABEURP	EUR	KG	96,816,64 EUR	23,940 KG	4,202,111	1,000	2
04-2019	DF1 Client 020	1	SOLVAY (SCH)	PEROXIDES	102967	2-MCHA * GR	ABEXRP	EUR	KG	284,619,53 EUR	75,120 KG	3,788,865	1,000	4

- provide some technical information, in case of off line broadcast

A	B	C	D	E	F	G
	<b>Variable</b>			<b>Technical Name</b>		
	Current Calmonth Pre-filled (Exit Single mandatory)	APR 2019		Nom source données	Controlling - TP - Sale Price - Reporting	
	TP - SP - Reporting Calmonth From	JAN 2019		Nom technique de la requête	BW_QRY_CPCOTP01_0003	
	TP - SP - Reporting Calmonth To	MAR 2019		Nom technique InfoProvider	CPCOTP01	

#### Jump

A query jump has been customized from the Synthesis Query to the detailed one, in order to allow the user to get the detail at the Item COPA document level for a specific record of the synthesis.

Month/Year	Global Business Unit	Material	Revenue Type	Currency	Base UOM	Total Sales Amount	Qty In Material Base UOM	Unit Sale Price	Price unit	Nber COPA Items	Nber COPA Items Rectype = F
04-2019	PEROXIDES	22517	DBC *DIV	ABEVRP	EUR KG	472 668,08 EUR	54 878 KG	8 639,000	1 000	3	3
04-2019	SOLVAY (SCH)	22517	DBC *DIV	ABEXRP	EUR KG	2 396 883,28 EUR	281 155 KG	8 525,127	1 000	17	17
04-2019	PEROXIDES	22517	DBC *DIV	DORP	EUR KG	1 119 955,93 EUR	129 640 KG	8 639,000	1 000	7	7
04-2019	PEROXIDES	10298	EQ ETHYL ANTHRAQUINONE * 88500	ABEXRP	EUR KG	395 904,00 EUR	12 900 KG	25 417,000	1 000	1	1
04-2019	PEROXIDES	10267	2-MICHA * GR	ABEXRP	EUR KG	98 816,64 EUR	23 940 KG	4 122,111	1 000	2	2
04-2019	PEROXIDES	10267	2-MICHA * GR	ABEXRP	EUR KG	284 619,53 EUR	75 120 KG	3 788,865	1 000	4	4
04-2019	PEROXIDES	14886	Chlorure Al residu *LM	ABEUTP	EUR KG	29 701,61 EUR	1 129 340 KG	26,300	1 000	51	51
04-2019	PEROXIDES	19944	Chi Na 98 *PO	ABEUTP	EUR KG	1 833 768,62 EUR	4 053 890 KG	452,351	1 000	168	168
04-2019	PEROXIDES	35027	H2O2 ST-300	ABEUTP	EUR KG	11 999,62 EUR	49 180 KG	244,000	1 000	5	5
04-2019	PEROXIDES	35027	H2O2 ST-300	ABEXTP	EUR KG	2 275,20 EUR	14 220 KG	160,000	1 000	1	1
04-2019	PEROXIDES	35028	H2O2 ST-350	ABEUTP	EUR KG	858 564,49 EUR	3 228 640 KG	265,921	1 000	155	155
04-2019	PEROXIDES	35028	H2O2 ST-350	ABEXTP	EUR KG	481 196,24 EUR	1 687 900 KG	285,555	1 000	93	93
04-2019	PEROXIDES	35028	H2O2 ST-350	DORP	EUR KG	44 282,18 EUR	218 300 KG	202,850	1 000	8	8
04-2019	PEROXIDES	35028	H2O2 ST-350	DOTP	EUR KG	93 141,27 EUR	457 680 KG	203,587	1 000	20	20
04-2019	PEROXIDES	35029	H2O2 ST-500	ABEUTP	EUR KG	11 119 691,53 EUR	37 418 688 KG	297,153	1 000	1 214	1 214
04-2019	PEROXIDES	35029	H2O2 ST-500	ABEXTP	EUR KG	2 391 803,57 EUR	7 648 576 KG	312,712	1 000	330	330
04-2019	PEROXIDES	35029	H2O2 ST-500	DOTP	EUR KG	712 594,36 EUR	2 558 940 KG	278,472	1 000	159	159
04-2019	PEROXIDES	35030	H2O2 ST-600	ABEUTP	EUR KG	1 023 706,60 EUR	3 028 771 KG	337,994	1 000	80	80
04-2019	PEROXIDES	35030	H2O2 ST-600	ABEXRP	EUR KG	540 769,48 EUR	670 139 KG	806,951	1 000	49	32
04-2019	PEROXIDES	35030	H2O2 ST-600	ABEXTP	EUR KG	2 187 688,78 EUR	7 794 833 KG	278,456	1 000	371	367
04-2019	PEROXIDES	35031	H2O2 ST-700	ABEVRP	EUR KG	216 615,00 EUR	618 900 KG	350,000	1 000	25	25
04-2019	PEROXIDES	35031	H2O2 ST-700	ABEUTP	EUR KG	175 217,68 EUR	391 190 KG	448,012	1 000	16	16
04-2019	PEROXIDES	35031	H2O2 ST-700	ABEXTP	EUR KG	2 344 834,02 EUR	5 192 620 KG	451,571	1 000	255	255

Of course, the number of retrieved records and overall results are in aligned with the synthesis source record

Logic System	CO_AREA	BFC Company	Global Business Unit	Material	Revenue Type	COPA Document	COPA Item	Currency	Base UOM	Total Sales Amount	Qty In Material Base UOM	Unit Sale Price	Price unit	Nber COPA Items	Nber COPA Items Rectype = F
DF1 Client 020	CHEF	ERP SOLVAY	SOLVAY (SCH)	22517	DBC *DIV	ABEXRP	#	EUR	KG	170 706,50	19 596	8 715,797	1 000	1	1
						0031430822	#	EUR	KG	140 692,93	18 000	7 816,274	1 000	1	1
						0031503840	#	EUR	KG	159 005,35	18 089	8 789,949	1 000	1	1
						0031503842	#	EUR	KG	158 925,62	18 080	8 789,949	1 000	1	1
						0031522820	#	EUR	KG	140 237 230,27	18 000	7 790 957,237	1 000	1	1
						0031537031	#	EUR	KG	-140 237 230,27	-18 000	7 790 957,237	1 000	1	1
						0031537035	#	EUR	KG	140 139,09	18 000	7 785,505	1 000	1	1
						0031558817	#	EUR	KG	155 502,00	18 000	8 639,000	1 000	1	1
						0031623133	#	EUR	KG	180 280,29	20 513	8 788,400	1 000	1	1
						0031633351	#	EUR	KG	141 188,91	18 000	7 843,828	1 000	1	1
						0031672020	#	EUR	KG	162 774,96	18 534	8 782,594	1 000	1	1
						0031672022	#	EUR	KG	167 873,71	19 114	8 782,593	1 000	1	1
						0031847394	#	EUR	KG	175 671,75	19 994	8 786,076	1 000	1	1
						0031852282	#	EUR	KG	141 176,47	18 000	7 843,137	1 000	1	1
						0031854407	#	EUR	KG	166 027,35	18 897	8 786,076	1 000	1	1
						0031854408	#	EUR	KG	164 991,17	18 779	8 786,076	1 000	1	1
						0031854409	#	EUR	KG	171 925,58	19 568	8 786,076	1 000	1	1
										2 396 883,28	281 155	8 525,127	1 000	17	17

## Broadcast

## Maintenance

### Init/Recovery procedure

By init/recovery procedure we mean manage the reference period which drives the extraction of the 2 files in process chain : PC\_FCMT0\_TP\_01 .

The common parameter that have to be managed is located in the C\_GLBFLT master data attributes

For the following key

Global Filter Stream (Application)	"Global Filter Rule"	"Global Filter"
TP_SP	EXTRPERIOD	1

You have to set :

- Global Filter Active = Y
- Global Filter Low Value = the wished month (ie 201904)

Global Filter Stream (Application)	"Global Filter Rule"	"Global Filter"	Global Filter Active	Global Filter Description	Global Filter High Value	Global Filter Low Value	Global Filter Option	Global Filter Sign
TP_SP	EXTRPERIOD	1	Y	Recovery Extract Period		201904	EQ	I

Once the recovery process is over, do not forget to inactive the parameter for the recurring process which takes into account the current month.

You have to set :

- Global Filter Active = N
- Global Filter Low Value = the wished month (ie 201904)

Global Filter Stream (Application)	"Global Filter Rule"	"Global Filter"	Global Filter Active	Global Filter Description	Global Filter Hight Value	Global Filter Low Value	Global Filter Option	Global Filter Sign
TP_SP	EXTRPERIOD	1	N	Recovery Extract Period		201904	EQ	I

## Additional links

[Edit](#)

[Watch](#)

[Share](#)

Pages

...WBP Applications

[Skip to end of banner](#)

[Go to start of banner](#)

blocked URL