

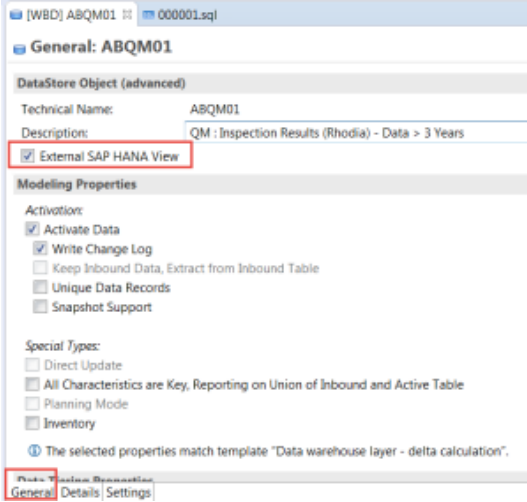
# How to create column view

The best practice development. We should use the view instead of connect to database directly (SAPSR3). In order to increase the performance of reporting by column view and segregation of HR data. In that case, , we must connect to view(system-local.bw.bw2hana) instead of database schema SAPSR3. Please see how to do it below.

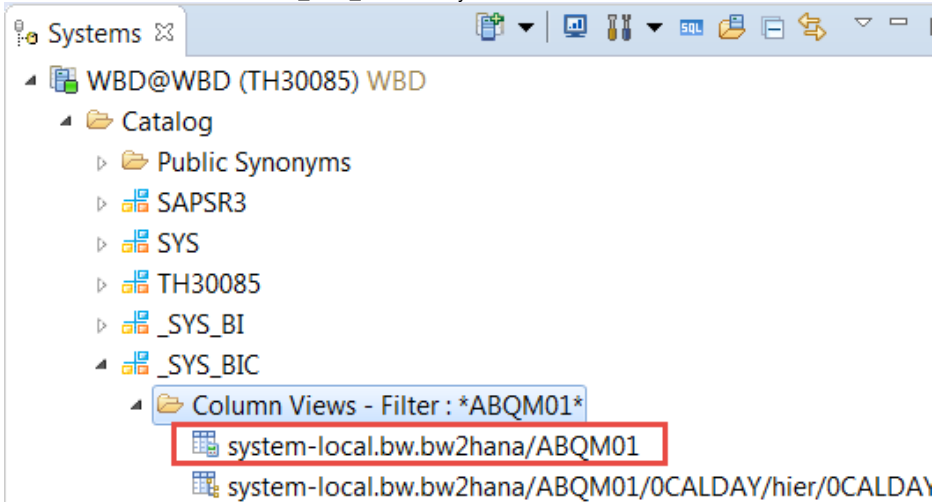
- ADSO
- DSO
- Composite Provider
- Master data
- Query

## ADSO

1. On HANA Studio, at ADSO general tab, mark "External SAP HANA View".

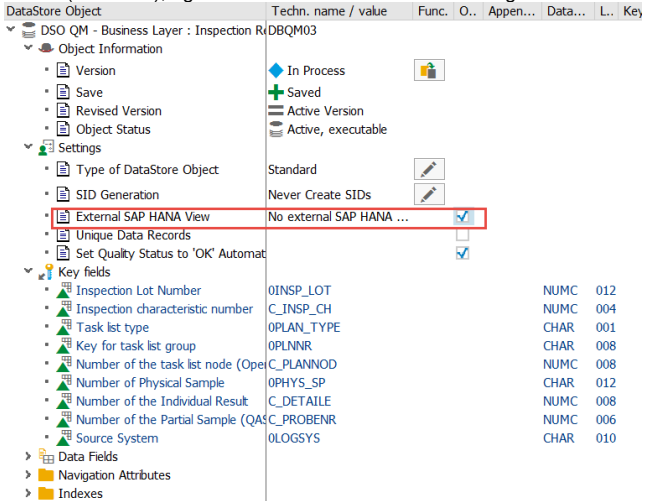


2. The view will be created on schema \_SYS\_BIC with "system-local.bw.bw2hana"



## DSO

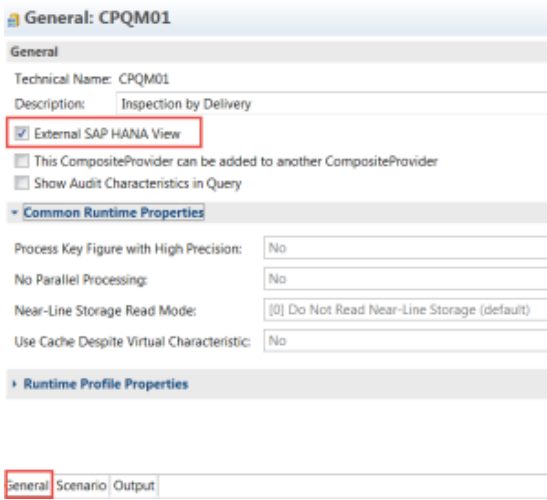
1. At BW (SAP GUI), right click at the DSO and select change and then mark "External SAP



2. The view will be created on schema `_SYS_BIC` with "system-local.bw.bw2hana" same as ADSO

## Composite Provider

1. On HANA Studio, at Composite provider general tab, mark "External SAP HANA View".



2. The view will be created on schema `_SYS_BIC` with "system-local.bw.bw2hana" same as ADSO

## Master data

1. On HANA Studio, at info object general tab, mark "External SAP HANA View for reporting".  
[blocked URL](#)
2. The view will be created on schema `_SYS_BIC` with "system-local.bw.bw2hana" same as ADSOQuery

## Query

### Prerequisites

- The InfoProviders that the query is defined on must be of type DataStore object (advanced) or CompositeProvider.
- The External SAP HANA View flag must be set for the InfoProvider on which the query is defined.
- To use a hierarchy: A SAP HANA view must have already been defined for the InfoObject, on which a hierarchy is defined.
- The CompositeProvider must not have any ambiguous joins.

1. On HANA Studio, at info object general tab, mark "External SAP HANA View".

**General: BW\_QRY\_CPQM01\_002 - test**

Description: test

InfoProvider: CPQM01

Key Date: <default>

**Output Settings**

Adjust Formatting after Refreshing

Suppress Repeated Key Values

Show Scaling for Measures

Sign Format: Before, for example -1

Zero Format: With Currency/Unit

Custom Zero Format:

**Remote Access**

By Easy Query

By OLE DB for OLAP



By OData

External SAP HANA View

2. The view will be created on schema \_SYS\_BIC with "system-local.bw.bw2hana" same as ADSO

## Workflow history

This view shows the 5 most recent entries. The complete workflow log is available from the 'Document Activity' menu item.

From Nov 07, 2019 to Nov 08, 2019	Actor	Type	Activity	Version
	 Anon, Kasemvilas	Edit	updated the page at 8:19 am	
	 Anon, Kasemvilas	Edit	created the page at 8:01 am	