

BW RTR - Costa /\ obsolete /\



The new wiki link for this data flow is here:

[Technical Documentation - COSTA](#)

Please update the doc there and no longer here.



- General presentation
 - Objective of the application
 - Usage information
 - History
- Roles & Access
 - Roles and access
 - Authorization objects
- Dataflow overview
 - Functional and Technical rules on Workbench + Reporting
 - Where used list variables from master data global filter
 - Flat files loading - Transaction ZBW_CUST_COSTA
 - Adjustment perimeter
 - Corrective flow
 - Zero Based Budgeting
 - Resp. Cost Center Determination
 - Investment Reason WBS
 - Bridge Perimeter
 - Corrective Flow destination
 - Order Capex Opex
 - Percentage inflation
 - Rules & Explanations
 - Cluster GBU
 - Group of function
 - Cost package derivation from:
 - Material Group
 - Segment
 - Cost Element:
 - Investment Reason for PM Order
 - Investment Reason for WBS
 - ANAPLAN/F2G SCOPE
 - Level 5 - Responsible Cost center
 - GBU Global
 - FI - Tab Sample COGS flow ECC WP1
 - Non ERP flow CYTEC CBS
 - Budget flow loading by flat file
 - IFRS16 FIAP lease Rhodia and Solvay
 - Corrective Flow
 - PCARD flow
 - Networks substitution by WBS
 - Default Responsible Cost Center
 - GBU Billing
 - Snapshots for Control Check
 - Anaplan Budget & BE Import
 - Dependencies with other applications
- Data loadings
 - List of process chain
 - Destination manually loading
 - Info providers and objects loaded
 - Loading frequency
 - Average performance
 - Record Keeping
- Reporting
 - Queries End User Documentation
 - Main queries
 - Main functionalities
 - Broadcast
- Maintenance
 - Known bugs
 - Recurring procedure
 - Planned Evolution
 - Anaplan Budget & BE Import

General presentation

Objective of the application

The objective of the application is to provide a **cost visibility solution**, improving the **transparency** and including:

- External spend (excl. raw materials & energy) and all Labor
- Providing both an Origin and Destination view

Build a “ZBB-like” foundation (zero based budgeting)

Supported via a user-friendly and flexible tool to help on decision-making

The application is based on 3 tools

- BW : for merging different source of data, enriching the model with Business rules, providing Destination view of the costs
- QlikSense : for the dashboard
- ANAPLAN : to build the budget

COSTA model provides 2 views of the costs

- the Origin View
- the Destination view

ORIGIN VIEW

DESTINATION VIEW

Tool Leader : Gilles Madjarian + IT leader of the application:

Usage information

Critical period : Closing period and Dashboard reloading

History

Roles & Access

Roles and access

List of application role + menu role and explanation if we have several applications role with special rules.

Role Code	Role Description	Explanation
ZR_RCS_CA_M731	CT - COSTA Transactions	Role to have access to transaction below : ZBW_ADJ_PERIM_COSTA ZBW_BUD_COSTA ZBW_COR_COSTA ZBW_COSTA_SNAP ZBW_CUST_COSTA ZCOSTA_BRIDGE_FILE

--	--	--

Authorization objects

List of autorisation objects mandatory for the application.

Authorization object	Explanation

Dataflow overview

Composites providers:

CPCOCT05 (uses calculation view CV_FMCO_CO_CT_UNION_COSTS_TRANSPARENCY_DEST).

Architecture & Data Flow Description for :

- Co\$Ta At Origin : Overall Architecture and concepts
- Co\$Ta At Origin : COOM (CCA, OPA, WBS) Technical specifications
- Co\$Ta At Origin : COPA Technical specifications
- Co\$Ta At Destination :
 - Architecture and concepts
 - Scheduling
 - Technical specifications

Functional and Technical rules on Workbench + Reporting

Where used list variables from master data global filter

Flat files loading - Transaction ZBW_CUST_COSTA

Adjustment perimeter

- Program: ZBW_COSTA_CORRECTIV
- Process Chain: PC_CT_CORRECTIVE_2_01
- InfoProvider: APCOCT20
- Flat file format:

Corrective flow

- Program: ZBW_CORR_FLOW
- Process Chain: PC_CT_CORREC_01
- Infoprovider: APCOCT07
- Flat file format:

Zero Based Budgeting

- Program: ZBW_COSTA_C_CTSBPKG_ZBB
- Process chain: PC_CT_TR_05
- Infoprovider: APCOCT13 CPCOCT06
- Query: BW_QRY_CPCOCT06_0003 + QV_BW_QRY_CPCOCT06_0003
- Flat file format: https://drive.google.com/file/d/1epqi_HwSrlwa581lyXhaCEkRA9vRec_F/view

Resp. Cost Center Determination

- Program: ZBW_COSTA_RCC
- Process chain: PC_CT_RCC_01

- Infoprovider: APCOCT15
- Query:
- Flat file format: https://drive.google.com/file/d/1IGDkT4e7LFBnwnFci_27u3maKelt4o0r/view

Investment Reason WBS

- Program: ZBW_COSTA_INV
- Process chain: PC_CT_INV_REA_01
- Infoprovider: APCOCT17
- Query:
- Flat file format: <https://drive.google.com/file/d/1gNADLWzmxbcLj8Da0y2l1H29QirzUwxl/view>

Bridge Perimeter

- Program: ZBW_COSTA_FILE
- Process chain: PC_CT_PERICH_01
- Infoprovider: APCOCT23
- Query:
- Flat file format:

Corrective Flow destination

- Program: ZBW_CORR_FLOW_2
- Process chain: PC_CT_CORREC_02
- Infoprovider: APCOCT24
- Flat file format:

Order Capex Opex



- Program: ZBW_COSTA_ORDER_CAPEX_OPEX
- Process chain: PC_CT_TR_03
- Infoprovider: APCOCT09 CPCOCT06
- Query: BW_QRY_CPCOCT06_0001 + QV_BW_QRY_CPCOCT06_0001
- Flat file format: <https://drive.google.com/file/d/1iWbmDE7ZfJS9wFEJDtonNXafW26j5jKL/view>

Percentage inflation

- Program: ZBW_COSTA_INFLATION
- Process chain: PC_CT_TR_04
- Infoprovider: APCOCT11 CPCOCT06
- Query: BW_QRY_CPCOCT06_0002 + QV_BW_QRY_CPCOCT06_0002
- Flat file format: https://drive.google.com/file/d/13r-JdkA6LZShK2wIhydxOc_k8Fjs3ttB/view

Rules & Explanations

Cluster GBU

Costa - BU Cluster SubCluster	APCOCT14	Manage
TRSF: DTS_BW_REPO_BU_CLU_SCLU (PRS_020) -> APCOCT14	00HBBV6J270WOOEALO1LPKNOHUM1YDKZ	Change
• REPO_BU_CLU_SCLU	DTS_BW_REPO_BU_CLU_SCLU	Change  
Data Transfer Processes	APCOCT14	Create Data Tr...
DTP: DTS_BW_REPO_BU_CLU_SCLU (PRS_020) -> APCOCT14	DTP_B1FNYSNDTRTQFIIMPH4W18RO6	Change
Data Flow Upwards	_DATAFLOW_UPWARDS	
DTP: APCOCT14 (PRS_020) -> CPFCTR1_2 - Delta	DTP_B1FNYSNDTRTQFIIPSB4NAR6D6	Change
DTP: APCOCT14 (PRS_020) -> C_CLUSTER - Delta - Text	DTP_B1FNYSNDTRTQFIIZMOOPTU0IG	Change
DTP: APCOCT14 (PRS_020) -> C_SUBCLUS - Delta - Attr	DTP_B1FNYSNDTRTQFI0JF6DCYL1O	Change
DTP: APCOCT14 (PRS_020) -> C_SUBCLUS - Delta - text	DTP_B1FNYSNDTRTQFI128RYMGY73	Change
TRSF: APCOCT14 (PRS_020) -> CPFCTR1_2	0P7W0X8D8LFX7FOMP5JC6ZPVTY5ILWGF	Change
TRSF: APCOCT14 (PRS_020) -> C_CLUSTER	0KYHTL5PMW1HGI28NU1WJ8346HSNOFV	Change
TRSF: APCOCT14 (PRS_020) -> C_SUBCLUS	0182Q9ZKN5J523EZD3OXMQH8F93PM2VR	Change
TRSF: APCOCT14 (PRS_020) -> C_SUBCLUS	00UVP2IQCW7QFWIPX0S2EYMKNVVSZ1J2Z	Change

Clusters and sub clusters come from PF1_050, datasource DTS_BW_REPO_BU_CLU_SCLU. This datasource uses module function ZFM_BW_REPO_BU_CLU_SCLU).

We extract data into adso APCOCT14 and then load the attributes and textes in master data CPFCTR1_2, C_CLUSTER & C_SUBCLUS (loadings done in process chain PC_CT_MD_01).

Group of function

Goal:

Add in master data C_COSTCTR two attributes: group function and GBU function extracted from hierarchy Z013ZCBS_GRP (WP1 system). The link between cost center and hierarchy is C_FUNCT_2 (attribute from cost center and level 4 in hierarchy Z013ZCBS_GRP).

Steps:

1) Extract Z013ZCBS_GRP hierarchy in master data C_FUNCT_2 where: (done in process chain PC_CT_MD_01).

- C_FUNCT_2 = level 4 in Z013ZCBS_GRP (without controlling area).
- C_FUNCT_2__C_GRPFUNC = Level 3 in Z013ZCBS_GRP.
- C_FUNCT_2__C_GBUFUNC = Level 2 in Z013ZCBS_GRP.

2) Load attributes C_GRPFUNC & C_GBUFUNC in master data C_COSTCTR (with look up on C_FUNCT_2)

Cost package derivation from:

Material Group

In adso APCOCT04 we use data from master data C_MAT_GRP to determine cost sub package (C_CTSBPKG).

This loading is done in process chain PC_CT_TR_01.

Segment

In adso APCOCT05 we use data from master data C_SEGT to determine cost sub package (C_CTSBPKG).

This loading is done in process chain PC_CT_TR_01.

Cost Element:

In adso APCOCT06 we use data from adso APCOCT16 (only landscape ERPSOLV and ERPRCS) to determine cost sub package (C_CTSBPKG) associated to cost element.

This loading is done in process chain PC_CT_TR_01.

Investment Reason for PM Order

Goal: in master data c_coorder add three new attributes C_GEN_REA & C_INV_REA & C_ORD_TYP

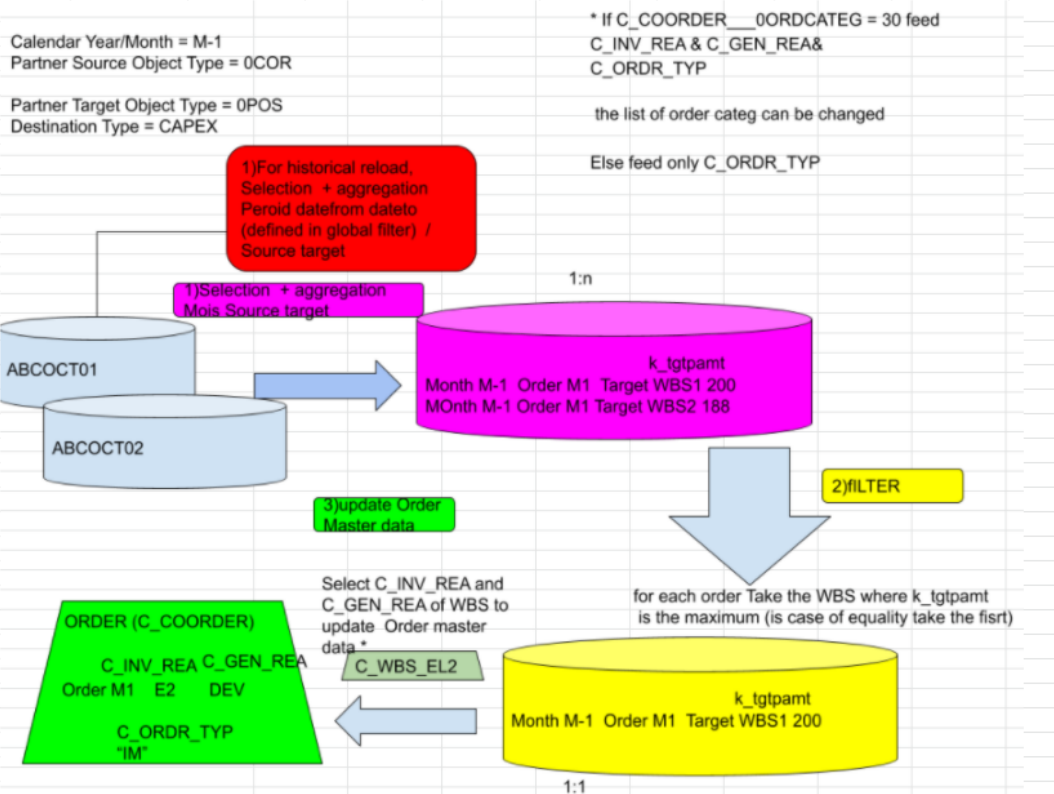
C_GEN_REA & C_INV_REA come from C_WBS_EL2 and C_WBS_EL2 comes from dso ABCOCT01 & ABCOCT02.

Main rules:

- Developments are done in transformations:
 - Transf: 0COORDER_ATTR -> C_COORDER
 - Transf: 0COORDER_ATTR -> C_COORDER Solvay
- The filters used are defined in master data global filter we stream "C_COORDER".
- By default the period to read adso ABCOCT01 is current month -1. But it's possible to make the look-up with several month with definition of period in master data global filter:



EX	/BIC/C_STREAM	/BIC/C_RULE	/BIC/C_GLBFLT	OBJVERS	CHANGED	/BIC/C_DESC	/BIC/C_SIGN	/BIC/C_OPTION	/BIC/C_LOW	/BIC/C_HIGH	/BIC
	C_COORDER	C_ORD_TYP	001	A		C_ORD_TYP value to fill attribute in C_COORDER	I	EQ	IM		Y
	C_COORDER	DESTTY	001	A		DESTTY filter to read ABCOCT01 & 2 in routine c_coorder	I	EQ	CAPEX		Y
	C_COORDER	ORDERCATEG	001	A		ORDERCATEG to fill gen_rea & inv_rea in routine c_coorder	I	EQ	30		Y
	C_COORDER	PERIOD_ORD	001	A		CALMONTH period to read ABCOCT01 & 2 in routine c_coorder	I	BT	201501	201503	N
	C_COORDER	PSOBJTY	001	A		PSOBJTY filter to read ABCOCT01 & 2 in routine c_coorder	I	EQ	0COR		Y
	C_COORDER	PTOBJTY	001	A		PTOBJTY filter to read ABCOCT01 & 2 in routine c_coorder	I	EQ	0POS		Y



Start routine:

1. Define all filters.
2. Do a select in internal table to take data from adso ABCOCT01 or ABCOCT02 with filters on CALMONTH, C_PSOBJTY, C_DESTTY and C_PTOBJTY.
3. Aggregation with keys LOGSYS /BIC/C_PSOBJ /BIC/C_PTOBJ BIC/C_WBS_EL2 of data from DSO ABCOCT0* in internal table sorted by ascending.
4. Search the attributes C_INV_REA & C_GEN_REA in master data C_WBS_EL2 for all entries of internal table.
5. Create new table to have PSOBJ (coorder) and WBS_EL2 + Attributes in same table.
6. Select current GEN_REA, INV_REA, ORD_TYP from master data C_COORDER to be able to keep current data if nothing was found in dso ABCOCT01 or C_WBS_EL2

End routine:

If C_COORDER__0ORDCATEG = 30 feed C_INV_REA & C_GEN_REA & C_ORDR_TYP

Else feed only C_ORDR_TYP

If nothing was found, no change, keep the current attributes in master data C_COORDER.

Investment Reason for WBS

Goal is to determine "General reason for investment"(C_GEN_REA) from mapping table APCOCT17 for CO-OM WBS part flow and Corr Flow.

A program has been created ZBW_COSTA_INV for upload file as link:

- https://drive.google.com/file/d/1gNADLWzmxbcLj8Da0y2i1H29QirzUwxI/view

aDSO:

09/07/2023 : PO2 Project impact : **ZCOSTA_ANAPLAN** has been enhanced but adding an New Key : Authorization Scope. Now the flag determination is dependent on the scope (SCO or ECO) . For D1 (06/2023) all business rules has been duplicated are are similar for SOLVAY. ECO or SCO. But in the future , the rules can be independant .

Special case : interco flag

- For SOLVAY we check the SOLVAY INTERCO FLAG (C_FLGINT)
- For ECO we check the ECO INTERCO FLAG (C_FLGIN02)
- For SCO we check the SCO INTERCO FLAG(C_FLGIN03)

In "J_FLAG_1_R2" in CV_FMCO_CO_CT_UNION_COSTS_TRANSPARENCY_DEST we added this calculated column to determine which exclusion reason used:

Name:

Data Type: Length: Scale:

Expression

Expression Editor

Validate Syntax

```
IF("C_FLGIN02"='X' AND "C_AUTHMA" = 'ECO' AND (NOT ISNULL("C_CTEXR_A_FLGINT")), 'C_FLGINT_ECO',  
IF("C_FLGIN03"='X' AND "C_AUTHMA" = 'SCO' AND (NOT ISNULL("C_CTEXR_A_FLGINT")), 'C_FLGINT_SCO',  
IF("PCOMPAN__C_FLGINT"='X' and "C_AUTHMA" = 'SOLVAY' AND (NOT ISNULL("C_CTEXR_A_FLGINT")), 'C_FLGINT'  
, '')))
```

If in source of data of the CV the attribute C_FLGIN02 from C_PCOMPAN is equal to X and C_AUTHMA is ECO and the Exclusion reason is not null (it means the join between ZCOSTA_ANAPLAN table and source of data in CV with C_FLGINT and C_AUTHMA is working), the C_CTEXR_A_FLGINT_CALC = C_FLGINT_ECO.

Else, if the C_PCOMPAN__C_FLGIN03 (from source of data in CV) = X and C_AUTHMA is SCO and the Exclusion reason is not null the C_CTEXR_A_FLGINT_CALC = C_FLGINT_SCO.

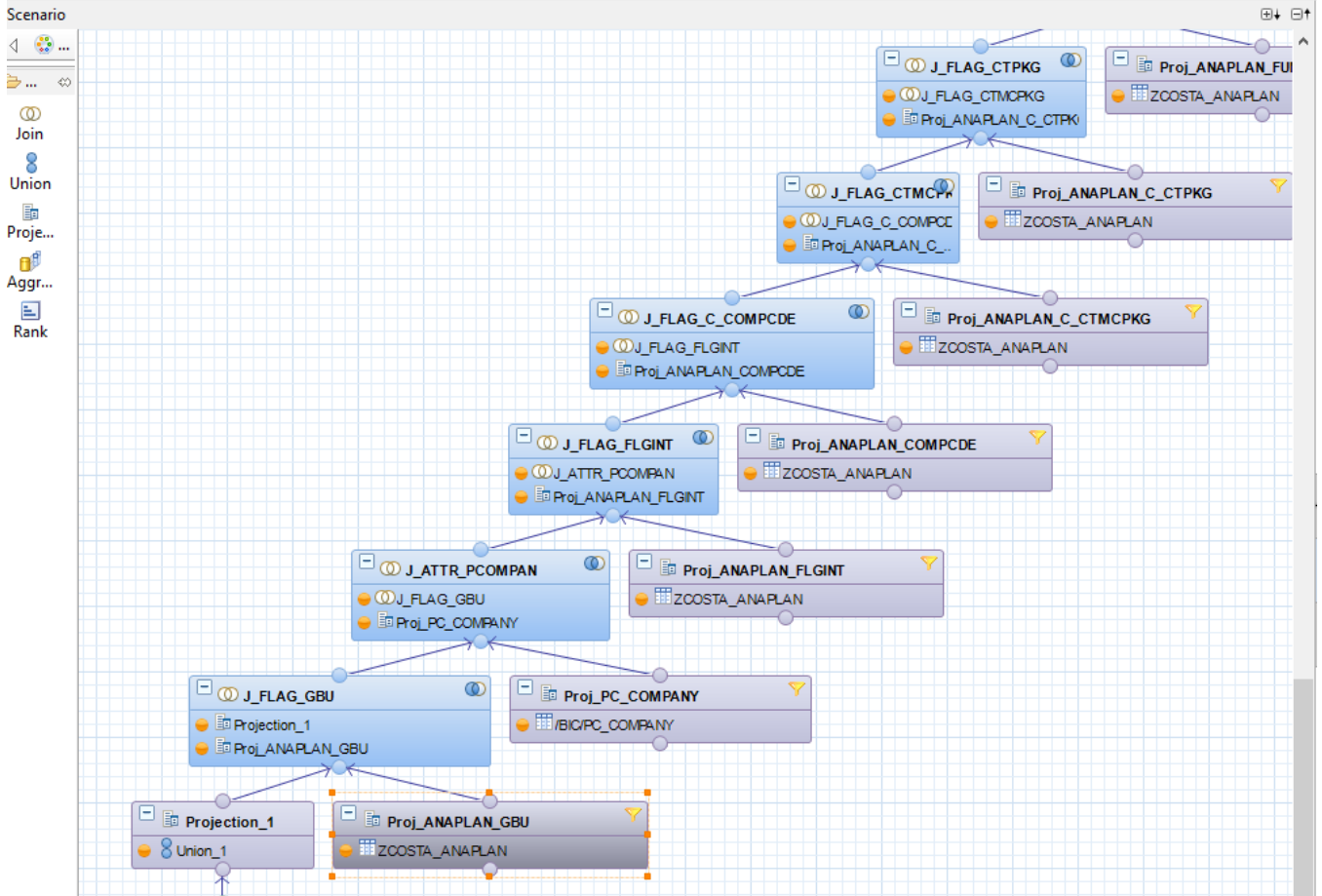
Else, if the C_PCOMPAN__C_FLGINT (from source of data in CV) = X and C_AUTHMA is SOLVAY and the Exclusion reason is not null the C_CTEXR_A_FLGINT_CALC = C_FLGINT.

Else C_CTEXR_A_FLGINT_CALC is null.

We use this table in calculation view CV_FMCO_CO_CT_UNION_COSTS_TRANSPARENCY_DEST.

To apply the exclusion flag anaplan or F2G:

- We do a projection of table ZCOSTA_ANAPLAN, filtered on one type of C_CTEXR_A or C_CTEXR_F.
- Create a full outer join with costa data and ZCOSTA_ANAPLAN on the necessary field(s) to find which records match with the filter, if there is a match we add a new column with the C_CTEXR_A or F.
- Repeat the join for each type of filter.



- At the end we can define a global column for exclusion flag and exclusion reason (anaplan and F2G).

Name:* C_TREX_A

Data Type: NVARCHAR Length: 100 Scale:

Expression

Expression Editor

Validate Syntax

```
IF(not isnull("C_CTEXR_A_GBU"), "C_CTEXR_A_GBU",  
IF(not isnull("C_CTEXR_A_FLGINT"), "C_CTEXR_A_FLGINT",  
IF(not isnull("C_CTEXR_A_COMPDCE"), "C_CTEXR_A_COMPDCE",  
IF(not isnull("C_CTEXR_A_CTMCPKG"), "C_CTEXR_A_CTMCPKG",  
IF(not isnull("C_CTEXR_A_CTPKG"), "C_CTEXR_A_CTPKG",  
IF(not isnull("C_CTEXR_A_FUNC2"), "C_CTEXR_A_FUNC2",  
IF(not isnull("C_CTEXR_A_FUNC2_FLOW"), "C_CTEXR_A_FUNC2_FLOW",  
IF(not isnull("C_CTEXR_A_GBU_FUNC2"), "C_CTEXR_A_GBU_FUNC2",  
IF(not isnull("C_CTEXR_A_ORD_TYP"), "C_CTEXR_A_ORD_TYP",  
IF(not isnull("C_CTEXR_A_C_ORD_TYP__C_CTFLOW"), "C_CTEXR_A_C_ORD_TYP__C_CTFLOW",  
IF(not isnull("C_CTEXR_A_GBU__C_FUNC2__C_CTFLOW"), "C_CTEXR_A_GBU__C_FUNC2__C_CTFLOW",  
IF(not isnull("C_CTEXR_A_C_ORD_TYP_GEN_REA"), "C_CTEXR_A_C_ORD_TYP_GEN_REA",  
IF(not isnull("C_CTEXR_A_C_ORD_TYP_INV_REA"), "C_CTEXR_A_C_ORD_TYP_INV_REA",  
IF(not isnull("C_CTEXR_A_C_ORD_TYP__C_CTOFLOW__C_GEN_REA__C_INV_REA", '))))))))))
```

Name:* C_FLAG_ANAPLAN

Data Type: NVARCHAR Length: 1 Scale:

Expression

Expression Editor

Validate Syntax

Language

```
IF(strlen("C_TREX_A")>1, 'X', '')
```

Name:*

Data Type: NVARCHAR Length: 100 Scale:

Expression

Expression Editor

Validate Syntax Language:

```
IF(not isnull("C_CTEXR_F_C_CTMCPKG"),"C_CTEXR_F_C_CTMCPKG",
IF(not isnull("C_CTEXR_F_C_CTPKG"), "C_CTEXR_F_C_CTPKG", ''))
```

Name:*

Data Type: NVARCHAR

Expression

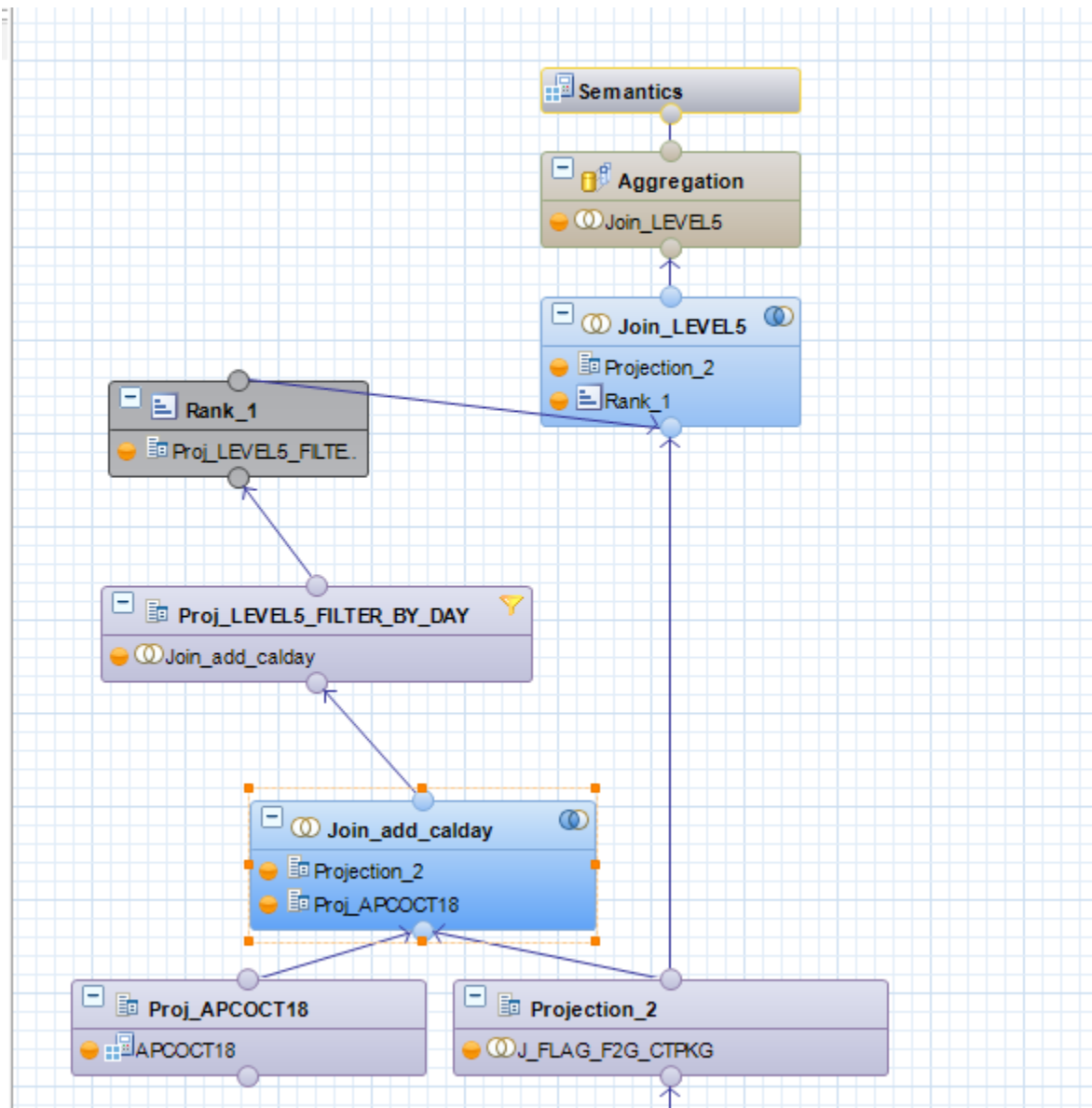
Expression Editor

Validate Syntax

```
IF(strlen("C_TREX_F")>1, 'X', '')
```

Level 5 - Responsible Cost center

Level 5 responsible cost center is retrieved in CV_FMCO_CO_CT_UNION_COSTS_TRANSPARENCY & CV_FMCO_CO_CT_UNION_COSTS_TRANSPARENCY_DEST.



- 1 - Projection of adso APCOCT18 where L5 are stored.
- 2 - Join with costa (co_area, c_resp_cc) to have calday (calculated with the first day of the costa period) from costa data in same line of L5.
- 3 - Projection of L5 with filter on L5 date from and L5 date to with help of calday.
- 4 - Rank to take only one L5 by co_area, c_resp_cc and date.
- 5 - Join to add the L5 in costa table with join on CO_AREA, C_RESP_CC and CALDAY.

GBU Global

In calculations views

CV_FMCO_CO_CT_COOM_DEST_RHODIA
CV_FMCO_CO_CT_COOM_DEST_SOLVAY
CV_FMCO_CO_CT_COMPOSITE_RHODIA
CV_FMCO_CO_CT_COMPOSITE_SOLVAY
CV_FMCO_CO_CT_AT_DEST_COR

CV_FMCO_CO_CT_AT_DEST_SAMPLE
CV_FMCO_CO_CT_COST_NON_ERP
CV_FMCO_CO_CT_COPA_COMPO_RHODIA
CV_FMCO_CO_CT_COPA_COMPO_SOLVAY

The global GBU is calculated in function of C_MAGNITU or C_RESP_CC:

If we don't have GBU in attribute of C_MAGNITU (destination GBU) we use GBU from C_RESP_CC (origin GBU).

Rule in calculation view: if(isnull("C_MAGNITU__CPFCTR1_2") OR "C_MAGNITU__CPFCTR1_2" = "", "C_RESP_CC__CPFCTR1_2", "C_MAGNITU__CPFCTR1_2")

FI - Tab Sample COGS flow ECC WP1

Get ECC Sample COGS table in specific datasource and replicate it in BW part (Bex COSTA):

Field	Descript.	D...	Data type	Lngh	Decim...	Extern...	C..	Key Field	Conv...	SS Conv. Rout.	cur/unit
BUKRS	Company Code		CHAR	4	0	4	<input type="checkbox"/>	<input checked="" type="checkbox"/>			
GJAHR	Fiscal Year		NUMC	4	0	4	<input type="checkbox"/>	<input checked="" type="checkbox"/>		GJAHR	
BELNR	Document Nu...		CHAR	10	0	10	<input type="checkbox"/>	<input checked="" type="checkbox"/>		ALPHA	
BUZEI	Line item		NUMC	3	0	3	<input type="checkbox"/>	<input checked="" type="checkbox"/>			
MONAT	Period		NUMC	2	0	2	<input type="checkbox"/>	<input type="checkbox"/>			
BUDAT	Posting Date		DATS	8	0	8	<input type="checkbox"/>	<input type="checkbox"/>			
BLART	Document type		CHAR	2	0	2	<input type="checkbox"/>	<input type="checkbox"/>			
HKONT	G/L		CHAR	10	0	10	<input type="checkbox"/>	<input type="checkbox"/>		ALPHA	
DMBTR	Amount in LC		CURR	13	2	15	<input type="checkbox"/>	<input type="checkbox"/>			HWAER
HWAER	Local Currency		CUKY	5	0	5	<input type="checkbox"/>	<input type="checkbox"/>			
MENGE	Quantity		QUAN	13	3	15	<input type="checkbox"/>	<input type="checkbox"/>			MEINS
MEINS	Base Unit		UNIT	3	0	3	<input checked="" type="checkbox"/>	<input type="checkbox"/>		CUNIT	
FI_KOSTL	Cost Center		CHAR	10	0	10	<input type="checkbox"/>	<input type="checkbox"/>		ALPHA	
XBLNR	Reference		CHAR	16	0	16	<input type="checkbox"/>	<input type="checkbox"/>			
VBEL2	Sales Document		CHAR	10	0	10	<input type="checkbox"/>	<input type="checkbox"/>		ALPHA	
POSN2	Item		NUMC	6	0	6	<input type="checkbox"/>	<input type="checkbox"/>			
AWTYP	Ref. procedure		CHAR	5	0	5	<input type="checkbox"/>	<input type="checkbox"/>			
KOKRS	CO Area		CHAR	4	0	4	<input type="checkbox"/>	<input type="checkbox"/>			
CO_BELNR	Document Nu...		CHAR	10	0	10	<input type="checkbox"/>	<input type="checkbox"/>		ALPHA	
CO_BUZEI	Posting row		NUMC	3	0	3	<input type="checkbox"/>	<input type="checkbox"/>			
AUART	Sales Doc. Typ...		CHAR	4	0	4	<input type="checkbox"/>	<input type="checkbox"/>		AUART	
SD_KOSTL	Cost Center		CHAR	10	0	10	<input type="checkbox"/>	<input type="checkbox"/>		ALPHA	
MATNR	Material		CHAR	18	0	18	<input type="checkbox"/>	<input type="checkbox"/>		MATN1	
WERKS	Plant		CHAR	4	0	4	<input type="checkbox"/>	<input type="checkbox"/>			
VTWEG	Distr. Channel		CHAR	2	0	2	<input type="checkbox"/>	<input type="checkbox"/>			
SPART	Division		CHAR	2	0	2	<input type="checkbox"/>	<input type="checkbox"/>			
KUNNR	Sold-To Party		CHAR	10	0	10	<input type="checkbox"/>	<input type="checkbox"/>		ALPHA	
TSTMP_IN	Timestamp In		DEC	15	0	15	<input type="checkbox"/>	<input type="checkbox"/>			
UNAME	User Name		CHAR	12	0	12	<input type="checkbox"/>	<input type="checkbox"/>			

Needs column "S" of "Step 1 - Axis , Filters and authorization excel file":

Step 1 - Axis , Filters and authorization

File Edit View Insert Format Data Tools Add-ons Help Last edit was 4 minutes ago

100% € % .0 .00 123 Calibri 11 B I T A

A	B	S	T
	Technical Object	SAMPLE WP1	
Source		ZTK_SAMPLE_COGS	
Main Filter			
Responsible Cost Center			
Controlling Area	CO_AREA	MISSING	
Responsible CC	C_RESP_CC	BSEG-KOSTL	
Responsible CC - BFC GBU	C_RESP_CC_CPFCTR1_2	C_RESP_CC_CPFCTR1_2	
+ Hierarchy ZCBS	C_RESP_CC_C_FUNCT_0	C_RESP_CC_C_FUNCT_0	
Responsible CC - 1 Organisation	C_RESP_CC_C_FUNCT_1	C_RESP_CC_C_FUNCT_1	
Responsible CC - 2 Function	C_RESP_CC_C_FUNCT_2	C_RESP_CC_C_FUNCT_2	
Responsible CC - 3 Sub-function Grouping	C_RESP_CC_C_FUNCT_3	C_RESP_CC_C_FUNCT_3	
Responsible CC - 4 Sub-function	C_RESP_CC_C_FUNCT_4	C_RESP_CC_C_FUNCT_4	
Responsible CC - BSA group	C_RESP_CC_C_BSAGRP	C_RESP_CC_C_BSAGRP	
Responsible CC - Person Responsible (CCRESP)	C_RESP_CC_C_CCRESP	C_RESP_CC_C_CCRESP	
Responsible CC - Responsible Plant	C_RESP_CC_C_RPLANT	C_RESP_CC_C_RPLANT	
Responsible CC - Authorization scope (c_authma)	C_RESP_CC_C_AUTHMA	C_RESP_CC_C_AUTHMA	
Responsible CC - Mixed Cost center	C_RESP_CC_C_MIXCC	C_RESP_CC_C_MIXCC	
Cost Center	C_COSTCTR	BSEG-KOSTL	
Site Restated	C_SITER	Use attribute C_siter of Oplant If attribute is empty or no plant use 0C	Use attribute C_siter of Oplant If attribute is empty or no plant use 0C
COSTELEMENT			

TO DO V2 TODO KT MAPPING Hierarchie L5 ANAPLAN/F2G SCOPE GBU DE FACT

FI - Tab Sample COGS	ZFI_SAMPLE_COGS	Change	DataSources	WW1_400
Data Flow Upwards	_DATAFLOW_UPWARDS			
<ul style="list-style-type: none"> ZFI_SAMPLE_COGS / WW1_400 -> APCOCT08 <ul style="list-style-type: none"> Sample WP1 RSDS ZFI_SAMPLE_COGS WW1_400 -> ADSO APCOCT08 <ul style="list-style-type: none"> Sample WP1 	DTP_B1FNYSNDRTRTOOXRRYD1UXJEPP APCOCT08 0781Y19569FXFBK14M7Z4GECR1VWU31C APCOCT08	Change Manage Change Manage	InfoProviders InfoProviders	

aDSO creation has been made :

- APCOCT08 with PK:
 - 0LOGSYS
 - C_COMPCDE
 - 0CALYEAR
 - 0AC_DOC_NO
 - 0ITEM_NUM

Rules In start routine:

SITER field determination, with dso DPCOMPCD(DSO : Company Code Specific Attributes Purchasing) with company code and OPLANT master data with plant

```

*$$$ begin of routine - insert your code only below this line
CALL FUNCTION 'Z_WBW_SOURCE_SYSTEM'
  EXPORTING
    ip_landscape      = 'RCS'
  IMPORTING
    ip_source_system = w_logsys.

SELECT * FROM /bic/adpcompd00 INTO TABLE it_siter
  FOR ALL ENTRIES IN SOURCE_PACKAGE
  WHERE /bic/c_compdcde = SOURCE_PACKAGE-bukrs.
IF sy-subrc = 0.
  SORT it_siter BY logsys /bic/c_compdcde.
  DELETE it_siter WHERE logsys <> w_logsys.
  SORT it_siter BY /bic/c_compdcde.
ENDIF.

SELECT * FROM /bi0/mplant INTO TABLE it_plant
  FOR ALL ENTRIES IN SOURCE_PACKAGE
  WHERE plant = SOURCE_PACKAGE-werks
  AND objvers = 'A'.
IF sy-subrc = 0.
  SORT it_plant BY plant.
ENDIF.

```

in target part for master data C_SITER:

First get C_SITE data in OPLANT (internal table IT_PLANT) and if no data get C_SITER in dso DPCOMPCD (internal table IT_SITER)

```

*$$$ begin of routine - insert your code only below this line      *-*
] IF source_fields_rule-bukrs IS NOT INITIAL.
  UNASSIGN <fs_plant>.
  READ TABLE it_plant ASSIGNING <fs_plant> WITH KEY plant =
source_fields_rule-werks BINARY SEARCH.
] IF sy-subrc = 0.
  RESULT = <fs_plant>-/bic/c_site .
. ENDIF.
. ENDIF.

] IF ( source_fields_rule-bukrs IS INITIAL OR RESULT IS INITIAL ) AND
source_fields_rule-werks IS NOT INITIAL.
  UNASSIGN <fs_siter>.
  READ TABLE it_siter ASSIGNING <fs_siter> WITH KEY logsys =
w_logsys
/bic/c_compdcde = source_fields_rule-bukrs.
] IF sy-subrc = 0.
  RESULT = <fs_siter>-/bic/c_siter .
. ENDIF.
. ENDIF.

```

For DTP: full loading.

Process chain get data to ECC and load the aDSO APCOCT08 - PC_CT_TR_SAMPLE

This process chain has been put in COSTA global Process chain PC_CT_META_01 and load every day.

aDSO is used in calculation view CV_FMCO_CO_CT_SAMPLE and get in left join several fields.

There are calculated columns in projection P_FORMAT:

Step 1 - Axis , Filters and authorization

File Edit View Insert Format Data Tools Add-ons Help Last edit was 6 minutes ago

100% € % .0_ .00 123 ▾ Calibri ▾ 11 ▾ B I U A

	A	B	Y
1			NON ERP
2		Technical Object	ODSBCCA9
3	Source		
4	Main Filter		
5			
6	Responsible Cost Center		
7	Controlling Area	CO_AREA	
8	Responsible CC	C_RESP_CC	C_COSTCTR
9	Responsible CC - BFC GBU	C_RESP_CC_CPFCTR1_2	C_RESP_CC_CPFCTR1_2
10	+ Hierarchy ZCBS Responsible CC - 1 Organisation Responsible CC - 2 Function Responsible CC - 3 Sub-function Grouping Responsible CC - 4 Sub-function	C_RESP_CC_C_FUNCT_0 C_RESP_CC_C_FUNCT_1 C_RESP_CC_C_FUNCT_2 C_RESP_CC_C_FUNCT_3 C_RESP_CC_C_FUNCT_4	C_RESP_CC_C_FUNCT_0 C_RESP_CC_C_FUNCT_1 C_RESP_CC_C_FUNCT_2 C_RESP_CC_C_FUNCT_3 C_RESP_CC_C_FUNCT_4
11	Responsible CC - BSA group	C_RESP_CC_C_BSAGRP	C_RESP_CC_C_BSAGRP
12	Responsible CC - Person Responsible (CCRESP)	C_RESP_CC_C_CCRESP	C_RESP_CC_C_CCRESP
13	Responsible CC - Responsible Plant	C_RESP_CC_C_RPLANT	C_RESP_CC_C_RPLANT
14	Responsible CC - Authorization scope (c_authma)	C_RESP_CC_C_AUTHMA	C_RESP_CC_C_AUTHMA
15	Responsible CC - Mixed Cost center	C_RESP_CC_C_MIXCC	C_RESP_CC_C_MIXCC
16	Cost Center	C_COSTCTR	C_COSTCTR
17	Site Restated	C_SITER	Use attribute C_siter of 0plant If attribute is empty or no plant use 0C

Loading is made in program ZBW_CYTEC_CBS and download in AL11 directory with csv file:

- /exploit/BW/Cytec/cbs_function_costs_cytec_NARAUJO.csv

3 process chain are used for load NERP data in cube and 2 master data:

- PC_FC_CYTEC_003
- PC_FC_CYTEC_002
- PC_FC_CYTEC_001

PSA deletion has been made in program with process chain:

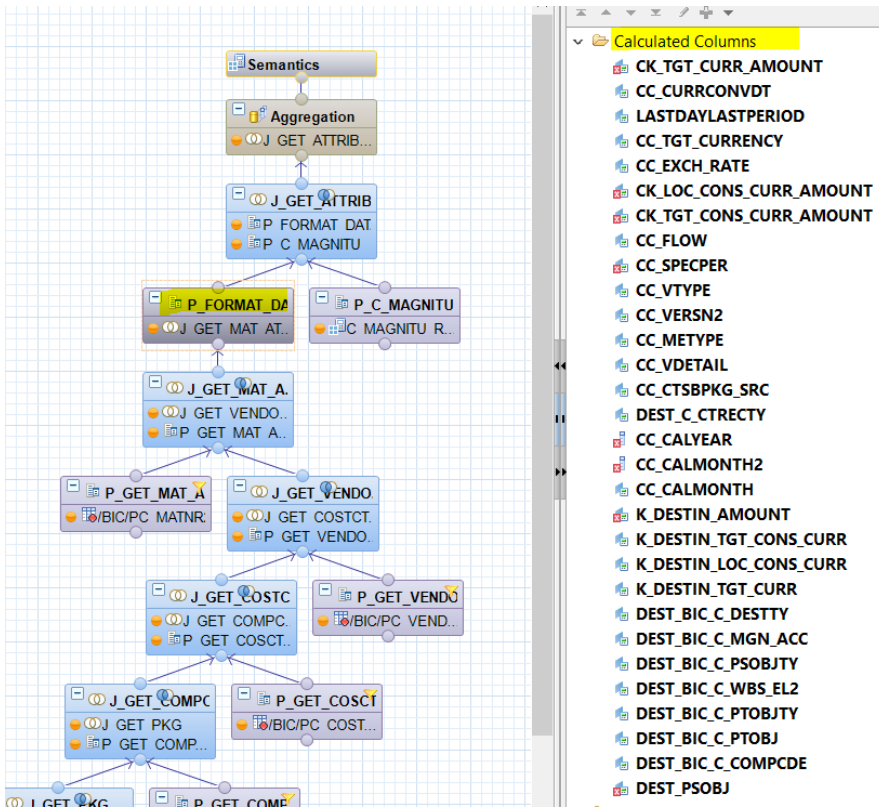
- PC_FC_CYTEC_003A
- PC_FC_CYTEC_002A
- PC_FC_CYTEC_001A

NERP BW Flow:

Cost Centers: Actual Costs (External data)	ODSBCCA9
TRSF: DTS_CC_ACTUAL_COST_EXTERNAL -> ODSBCCA9 (ext.data)	0M7PNVR8502GQCSIU27UH87R0BLH9JZE
Cost Centers: Actual Costs - Line Items (external data)	DTS_CC_ACTUAL_COST_EXTERNAL
Copy Infopackage	ZPAK_5NHC11RT2GT8RQ9TUB9WQ8TOF
IP: DTS_CC_ACTUAL_COST_EXTERNAL -> ODSBCCA9	ZPAK_55IR6JLYZXS6S6E291EHYDRE
IP: DTS_CC_ACTUAL_COST_EXTERNAL -> ODSBCCA9 (F.file server)	ZPAK_55PZEC66KJMURCDBGM5WXY90Q
Data Transfer Processes	ODSBCCA9
DTP: DTS_CC_ACTUAL_COST_EXTERNAL -> ODSBCCA9 (ext.data)	DTP_55IR7GW95VURI4FG9J6M2GTGQ
Data Flow Upwards	_DATAFLOW_UPWARDS
DTP: ODSBCCA9 -> CUB_FC007 (delta ext.data)	DTP_55GC7JUHVI1OPT418GRXDBV3E
TRSF: ODSBCCA9 -> CUB_FC007 (External data)	07ICZJO6JY6PDADB98ZH35J3WOC10OFQ

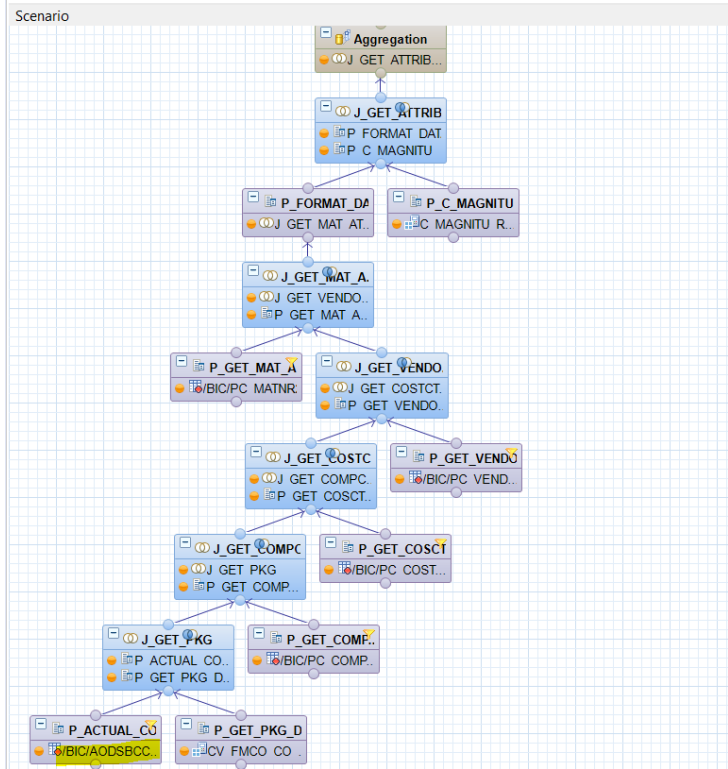
dso is used in calculation view CV_FMCO_CO_CT_NERP_COMPO and get in left join several fields.

There are calculated columns in projection P_FORMAT:



- Calculated Columns
- CK_TGT_CURR_AMOUNT
 - CC_CURRCONVDT
 - LASTDAYLASTPERIOD
 - CC_TGT_CURRENCY
 - CC_EXCH_RATE
 - CK_LOC_CONS_CURR_AMOUNT
 - CK_TGT_CONS_CURR_AMOUNT
 - CC_FLOW
 - CC_SPECPER
 - CC_VTYPE
 - CC_VERSN2
 - CC_METYPE
 - CC_VDETAIL
 - CC_CTSBPKG_SRC
 - DEST_C_CTRECTY
 - CC_CALYEAR
 - CC_CALMONTH2
 - CC_CALMONTH
 - K_DESTIN_AMOUNT
 - K_DESTIN_TGT_CONS_CURR
 - K_DESTIN_LOC_CONS_CURR
 - K_DESTIN_TGT_CURR
 - DEST_BIC_C_DESTTY
 - DEST_BIC_C_MGN_ACC
 - DEST_BIC_C_PSOBJTY
 - DEST_BIC_C_WBS_EL2
 - DEST_BIC_C_PT OBJTY
 - DEST_BIC_C_PTOBJ
 - DEST_BIC_C_COMPCDE
 - DEST_PSOBJ

Solvay.IA_FMCO.IA_FMCO_CO.IA_FMCO_CO_CT::CV_FMCO_CO_CT_NERP_COMPO



this calculation view is used in composite provider CPCOCT01.

Budget flow loading by flat file

Goal is to upload with flat file budget COSTA data and import it in BW (Bex COSTA) from program ZBW_COSTA_BUDGET

Needs column "AF" of "Step 1 - Axis , Filters and authorization" excel file:

	A	B	AE	AF
1				BUDGET FLOW
2		Technical Object		
3	Source			
4	Main Filter			
5				
6	Responsible Cost Center			
7	Controlling Area	CO_AREA		CO_AREA if feeded else #
8	Responsible CC	C_RESP_CC	object (C_RESP_CC if C_RESP_CC feeded else #
9	Responsible CC - BFC GBU	C_RESP_CC_CPFCTR1_2		C_RESP_CC_CPFCTR1_2 if C_RESP_CC feeded else CPFCTR1_2
10	+ Hierarchy ZCBS Responsible CC - 1 Organisation Responsible CC - 2 Function Responsible CC - 3 Sub-function Grouping Responsible CC - 4 Sub-function	C_RESP_CC_C_FUNCT_0 C_RESP_CC_C_FUNCT_1 C_RESP_CC_C_FUNCT_2 C_RESP_CC_C_FUNCT_3 C_RESP_CC_C_FUNCT_4		C_RESP_CC_C_FUNCT_0 if C_RESP_CC feeded else ??? C_RESP_CC_C_FUNCT_1 if C_RESP_CC feeded else ??? C_RESP_CC_C_FUNCT_2 if C_RESP_CC feeded else ??? C_RESP_CC_C_FUNCT_3 if C_RESP_CC feeded else ??? C_RESP_CC_C_FUNCT_4 if C_RESP_CC feeded else C_FUNCT_4
11	Responsible CC - BSA group	C_RESP_CC_C_BSAGRP		C_RESP_CC_C_BSAGRP if C_RESP_CC feeded else C_FUNCT_4_BSAGRP
12	Responsible CC - Person Responsible (CCRESP)	C_RESP_CC_C_CCRESP		C_RESP_CC_C_CCRESP if C_RESP_CC feeded else #
13	Responsible CC - Responsible Plant	C_RESP_CC_C_RPLANT		C_RESP_CC_C_RPLANT if C_RESP_CC feeded else #
14	Responsible CC - Authorization scopce (c_authma)	C_RESP_CC_C_AUTHMA		C_RESP_CC_C_AUTHMA if C_RESP_CC feeded else SOLVAY
15	Responsible CC - Mixed Cost center	C_RESP_CC_C_MIXCC		C_RESP_CC_C_MIXCC if C_RESP_CC feeded else ???
16	Cost Center	C_COSTCTR		C_RESP_CC if C_RESP_CC feeded else #
17	Site Restated	C_SITER		Use attribute C_siter of Oplant MP_CC If attribute is empty or no plant use 0COMP_CODE to search in DSO DPCOMPCD

Template of Budget flat file :

https://drive.google.com/file/d/12_rgc58981MmPmEnRO-rpk7hThCFSudz/view

aDSO has been created for get Budget data from AL11 folder:

- APCOCT12
- /exploit/BW/COSTA/budget_costa.csv

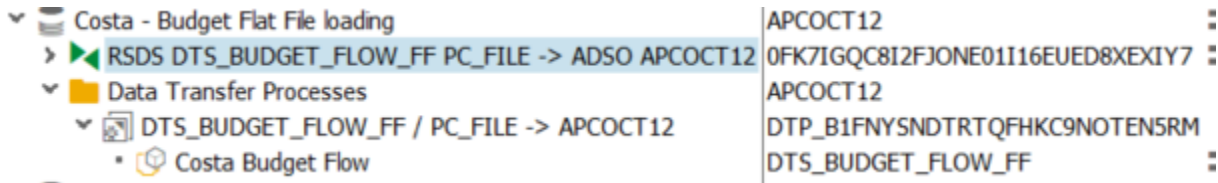
An event have been created for data loading in BW side:

- Z_EVT_START_PC_CT_BUDGET_01

Process chain is:

- PC_CT_BUDGET_01

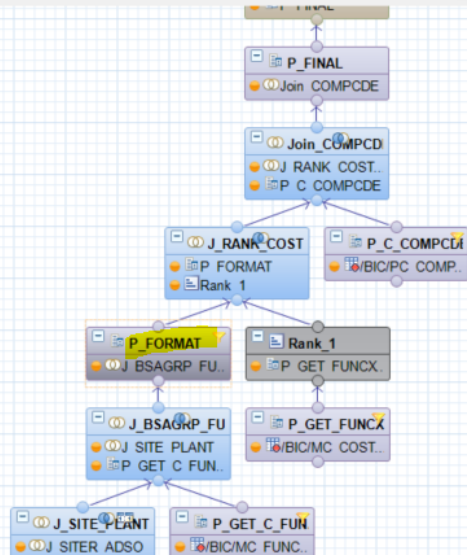
Budget BW flow:



aDSO APCOCT12 is used in calculation view CV_FMCO_CO_CT_BUDGET_FLOW and get in left join several fields.

There are calculated columns in projection P_FORMAT:

scenario



Output

- _BIC_C_COMPDE: J_BSAGRP_FU
- VIEW_BIC_C_FUNCT_0: J_BSAGRP
- VIEW_BIC_C_FUNCT_1: J_BSAGRP
- VIEW_BIC_C_FUNCT_2: J_BSAGRP
- VIEW_BIC_C_FUNCT_3: J_BSAGRP
- Calculated Columns
 - C_SITE
 - CPFCTR1_2
 - C_FUNCT_4
 - C_AUTHMA
 - C_BSAGRP
 - K_INTRAT
 - CC_VDETAIL
 - CC_METYPE
 - CC_VTYPE
- Input Parameters
 - IP_REF_DATE
 - IP_ERP_SYSLOG
 - IP_BW_CLIENT
 - IP_EXCH_RATE
 - IP_TGT_CLIRR



this calculation view is used in composite provider CPCOCT01.

IFRS16 FIAP lease Rhodia and Solvay

Goal is to get data in dso DBFIPA10 CAPEX Rhodia - FIAP Lease and DBFIPA11 CAPEX Solvay - FIAP Lease.

There are not specific program but there are calculation view with several left join to get several fields.

Needs column "V" and "W" of "Step 1 - Axis , Filters and authorization" excel file:

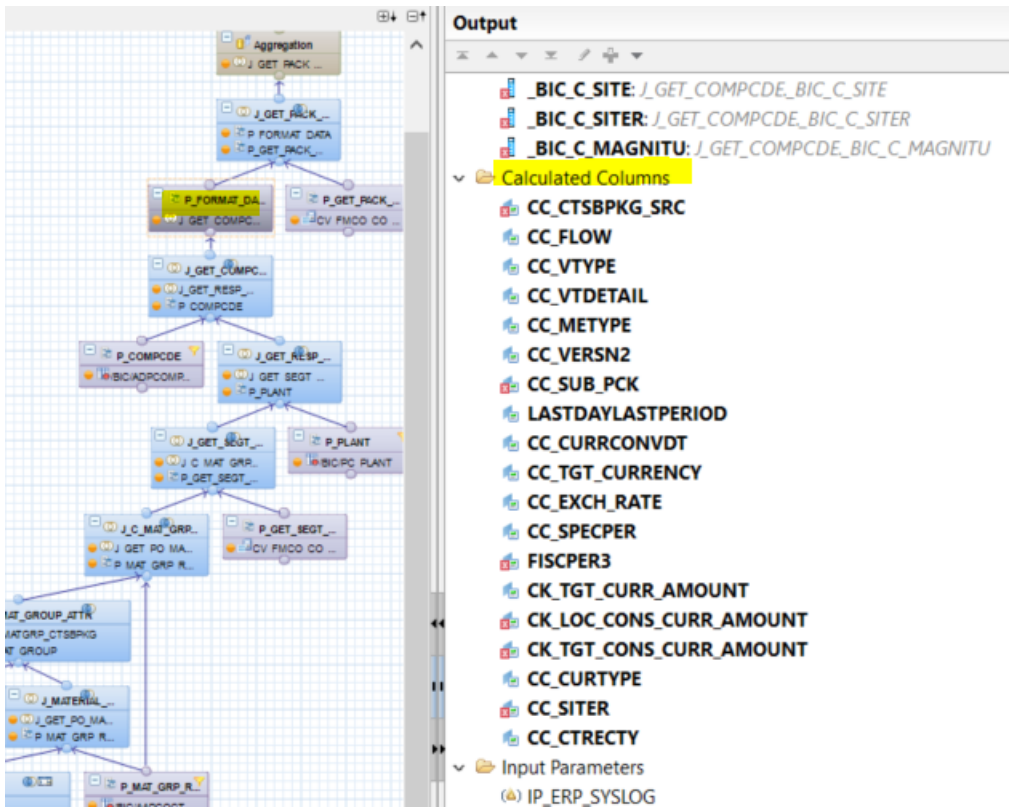
Step 1 - Axis , Filters and authorization

File Edit View Insert Format Data Tools Add-ons Help Last edit was 15 minutes ago

100% € % ,0 ,00 123 Calibri 11 B I T A

	A	B	V	W
1			IFRS16	
2		Technical Object		
3	Source		DBFIPA10 CAPEX Rhodia - FIAP Lease	DBFIPA11 CAPEX Solvay - FIAP Lease
4	Main Filter			
5				
6	Responsible Cost Center			
7	Controlling Area	CO_AREA	OCO_AREA	
8	Responsible CC	C_RESP_CC	Cost center du contrat (C_RECONTR__C_COSTCTR)	Cost center du contrat (C_RECONTR__C_COSTCTR) or logsys/co
9	Responsible CC - BFC GBU	C_RESP_CC_CPFCTR1_2	C_RESP_CC__CPFCTR1_2	
10	+ Hierarchy ZCBS Responsible CC - 1 Organisation Responsible CC - 2 Function Responsible CC - 3 Sub-function Grouping Responsible CC - 4 Sub-function	C_RESP_CC_C_FUNCT_0 C_RESP_CC_C_FUNCT_1 C_RESP_CC_C_FUNCT_2 C_RESP_CC_C_FUNCT_3 C_RESP_CC_C_FUNCT_4	C_RESP_CC_C_FUNCT_0 C_RESP_CC_C_FUNCT_1 C_RESP_CC_C_FUNCT_2 C_RESP_CC_C_FUNCT_3 C_RESP_CC_C_FUNCT_4	
11	Responsible CC - BSA group	C_RESP_CC_C_BSAGRP	C_RESP_CC_C_BSAGRP	
12	Responsible CC - Person Responsible (CCRESP)	C_RESP_CC_C_CCRESP	C_RESP_CC_C_CCRESP	
13	Responsible CC - Responsible Plant	C_RESP_CC_C_RPLANT	C_RESP_CC_C_RPLANT	
14	Responsible CC - Authorization scope (c_authma)	C_RESP_CC_C_AUTHMA	C_RESP_CC_C_AUTHMA	
15	Responsible CC - Mixed Cost center	C_RESP_CC_C_MIXCC	C_RESP_CC_C_MIXCC	
16	Cost Center	C_COSTCTR	Cost center du contrat (C_RECONTR__C_COSTCTR)	
17	Site Restated	C_SITER	Use attribute C_siter of Oplant If attribute is empty or no plant use OCOMP_CODE to search in DSO DPC	Use attribute C_siter of Oplant If attribute is empty or no plant use OCOMP_CODE to search in DSC

dso are used in calculation view CV_FMCO_CO_CT_WCFI_LEASE_COMPO_RHODIA and CV_FMCO_CO_CT_WCFI_LEASE_COMPO_SOLVAY get in left join several fields.



this calculation view is used in composite provider CPCOCT01.

Corrective Flow

Goal is to actual and quantity correction in COSTA flow.

Needs column "AD" of "Step 1 - Axis , Filters and authorization" excel file:

Step 1 - Axis , Filters and authorization

File Edit View Insert Format Data Tools Add-ons Help Last edit was 8 minutes ago

100% € % .0 .00 123 Calibri 11 B I U A

A4 Main Filter

	A	B	AC	AD
1				CORRECTIVE FLOW
2		Technical Object		APCOCT07
13	Responsible CC - Responsible Plant	C_RESP_CC__C_RPLANT		C_RESP_CC__C_RPLANT
14	Responsible CC - Authorization scope (c_authma)	C_RESP_CC__C_AUTHMA		C_RESP_CC__C_AUTHMA
15	Responsible CC - Mixed Cost center	C_RESP_CC__C_MIXCC		C_RESP_CC__C_MIXCC
16	Cost Center	C_COSTCTR		C_COSTCTR
17	Site Restated	C_SITER		tribute Use attribute C_siter of Oplant bute is If attribute is empty or no plant use OCO
18	COST ELEMENT			
19	Cost Element	OCOSTELMNT		OCOSTELMNT
20	Cost Element - Fixed cost Group xx (cost element hierarchy)	OCOSTELMNT__C_CELTHF1 OCOSTELMNT__C_CELTHF2 OCOSTELMNT__C_CELTHF3 OCOSTELMNT__C_CELTHF4		OCOSTELMNT__C_CELTHF1 OCOSTELMNT__C_CELTHF2 OCOSTELMNT__C_CELTHF3 OCOSTELMNT__C_CELTHF4
21	Cost Element - Category	OCOSTELMNT__OCSTELMNTYP		OCOSTELMNT__OCSTELMNTYP
22	Cost Element-Variable Cost Element	OCOSTELMNT__C_VRCOSTL		OCOSTELMNT__C_VRCOSTL
23	Company Code			
24	Company code	C_COMPCDE		Company Code Of the Origin Object (see
25	Company code - Methode de conso	C_COMPCDE__C_CSMETH		C_COMPCDE__C_CSMETH
26	Company code - PRS Compnay Code	C_COMPCDE__C_COMPPRS		C_COMPCDE__C_COMPPRS
27	Company code - Country	C_COMPCDE__OCOUNTRY		C_COMPCDE__OCOUNTRY
28	Company code - Geography / Zone	C_COMPCDE__C_ZONE		C_COMPCDE__C_ZONE
29	Company code - Plant	C_COMPCDE__C_PLANT		C_COMPCDE__C_PLANT

Template of file for program ZBW_CORR_FLOW (transaction ZBW_COR_COSTA):

https://drive.google.com/file/d/1A9cxFofRBGiyUNW9_97p2u_NJItUQCE1/view

Loading is made in program ZBW_CORR_FLOW and download in AL11 directory with csv file:

- /exploit/BW/COSTA/CORR/corr_costa.csv

aDSO have been created:

- APCOCT07

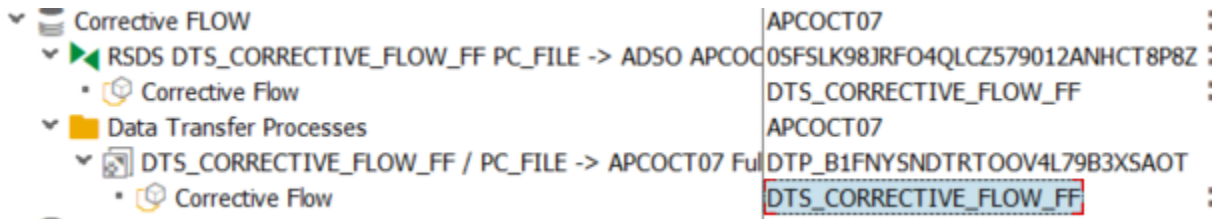
No event have been created for data loading in BW side:

- loading is made on demand

Process chain is:

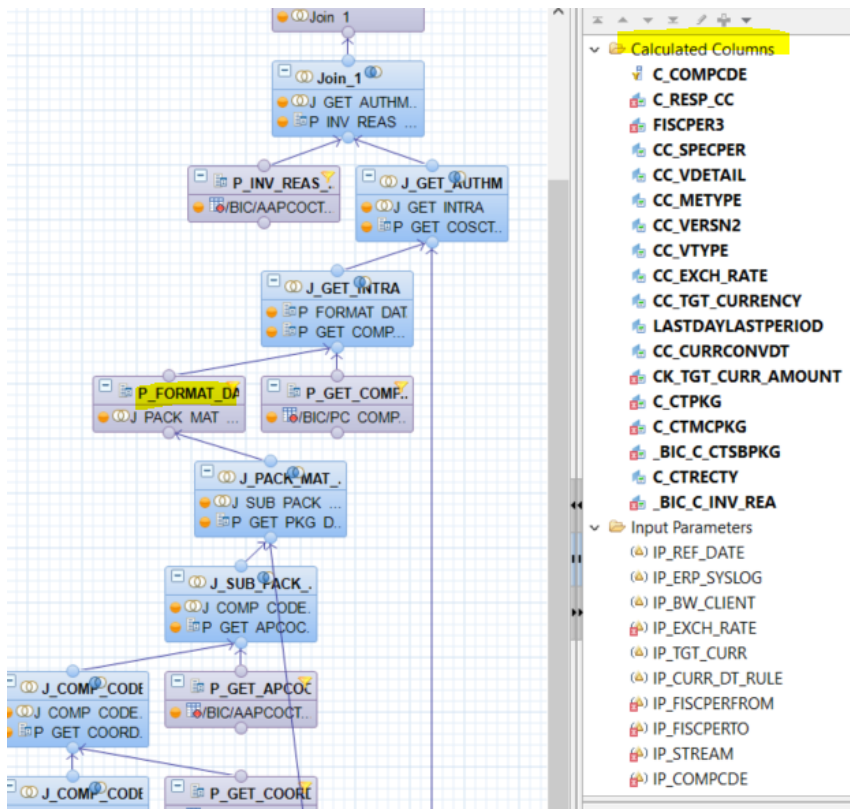
- PC_CT_CORREC_01

Budget BW flow:



aDSO APCOCT07 is used in calculation view CV_FMCO_CO_CT_CORR_FLOW and get in left join several fields.

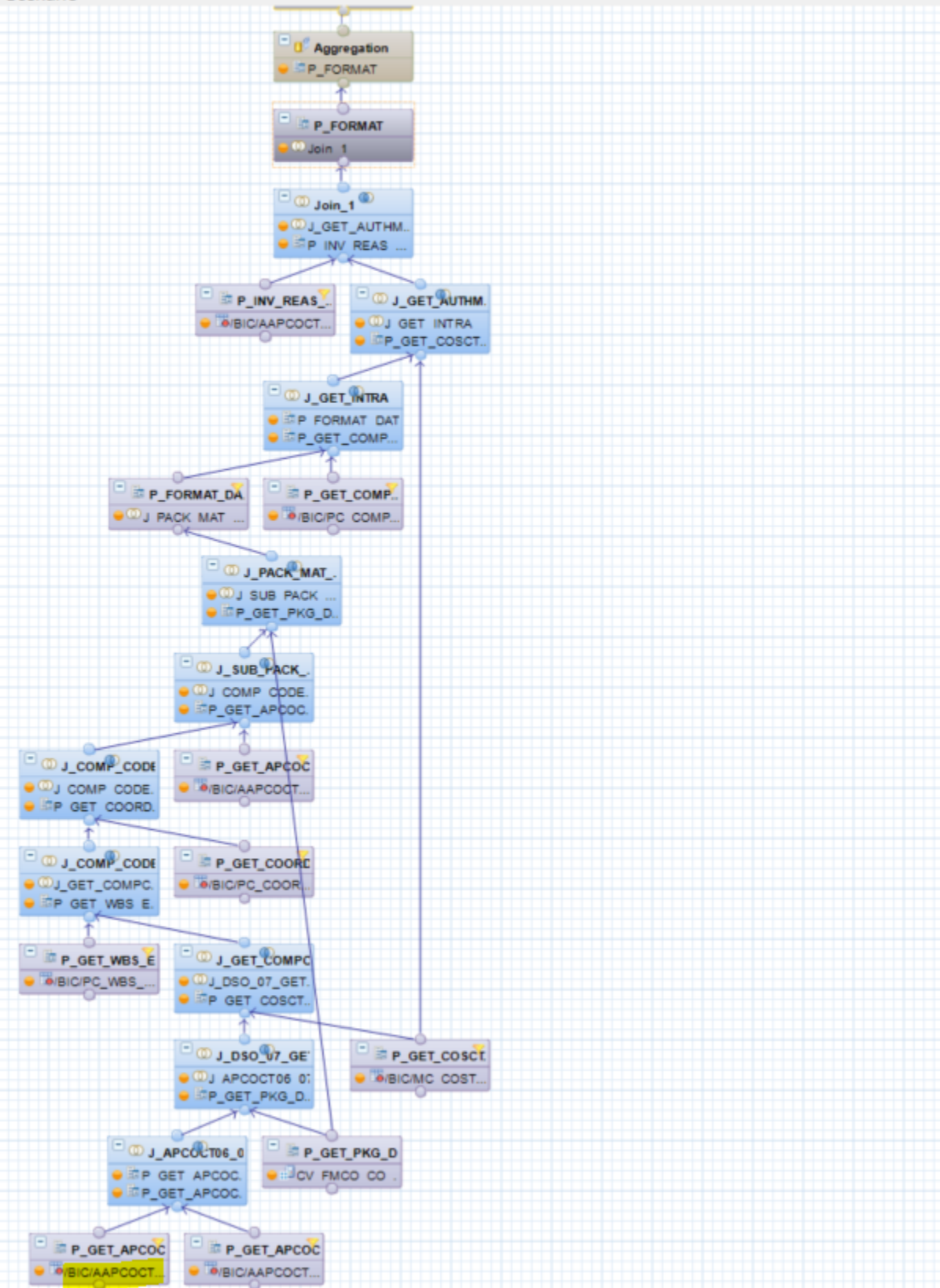
There are calculated columns in projection P_FORMAT:



- Calculated Columns
 - C_COMPDE
 - C_RESP_CC
 - FISCPER3
 - CC_SPECPER
 - CC_VDETAIL
 - CC_METYPE
 - CC_VERSN2
 - CC_VTYPE
 - CC_EXCH_RATE
 - CC_TGT_CURRENCY
 - LASTDAYLASTPERIOD
 - CC_CURRCONVDT
 - CK_TGT_CURR_AMOUNT
 - C_CTPKG
 - C_CTMCPKG
 - _BIC_C_CTSBPKG
 - C_CTRECTY
 - _BIC_C_INV_REA
- Input Parameters
 - IP_REF_DATE
 - IP_ERP_SYSLOG
 - IP_BW_CLIENT
 - IP_EXCH_RATE
 - IP_TGT_CURR
 - IP_CURR_DT_RULE
 - IP_FISCPERFROM
 - IP_FISCPERTO
 - IP_STREAM
 - IP_COMPDE

Solvay.IA_FMCO.IA_FMCO_CO.IA_FMCO_CO_CT::CV_FMCO_CO_CT_CORR_FLOW

Scenario



this calculation view is used in composite provider CPCOCT01.

PCARD flow

Goal identify with a flag all CO document (at header level) link to PCARD Flow(COOM flow Solvay and Rhodia).

PCARD GL Account is put in table C_GLBFILT for determine relative CO document GL Account for PCARD, GL Account can be changed :

WBD: Change Master Data of InfoObject C_GLBFILT

Save and Activate New Delete Keys Application Log Most Recent Versions Display Values without Master Data

Master data of characteristic C_GLBFILT saved
 The master data of characteristic C_GLBFILT was activated

Selection

Global Filter Stream (Application): FMCO_CO_CT To:

Global Filter Rule: GLACCOUNT To:

Global Filter: To:

Maximum No. of Hits:

Master Data

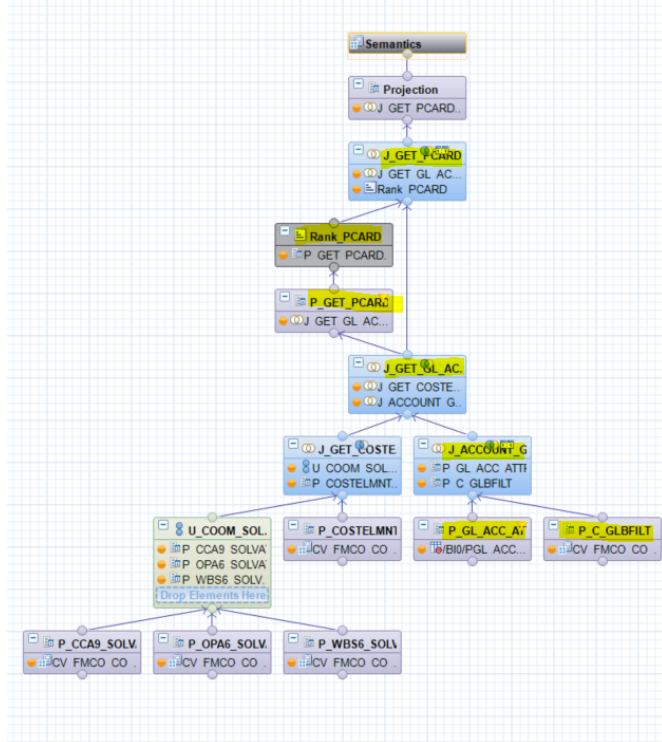
Time Independent

Global Filter Stream (App...)	Global Filter Rule	Global Filter	Global Filter Description	Global Filter Sign	Global Filter Option	Global Filter Low Value	Global Fil...	Globa...
FMCO_CO_CT	GLACCOUNT	001	GLACCOUNT for PCARD		EQ	0040100044		Y
FMCO_CO_CT	GLACCOUNT	002	GLACCOUNT for PCARD		EQ	2740000011		Y

There are 2 HANA views, CV_FMCO_CO_CT_COOM_SOLVAY and CV_FMCO_CO_CT_COOM_RHODIA for determine PCARD flag:

Solvay.IA_FMCO.IA_FMCO_CO.IA_FMCO_CO_CT::CV_FMCO_CO_CT_COOM_SOLVAY V

Scenario



Networks substitution by WBS

Goal Before Origin/Destination Process replace the partner Object for ONWA posting by WBS object.

Only for PF1 Solvay

For do this datasource have been used:

- 0ACTIVITY_ATTR
- 0NETWORK_ATTR

2 master data have been created:

- C_NETACT compounding 0LOGSYS & C_NETWORK
- C_NETWORK compounding 0LOGSYS

Characteristic: C_NETWORK

Long Description: Network (with System ID)

Short Description: Network (with System

Version: Active Saved Object Status

General Business Explorer Master Data/Texts Hierarchy Attributes **Compounding**

Compounding Master Data Locally for Source System

Superior InfoObject	Version	Long Description	Reference Characteristic	Con
0LOGSYS		Source System	0LOGSYS	

Characteristic: C_NETACT

Long Description: Network Activity (with System ID)

Short Description: Net Act (with System

Version: Active Saved Object Status

General Business Explorer Master Data/Texts Hierarchy Attributes **Compounding**

Compounding Master Data Locally for Source System

Superior InfoObject	Version	Long Description	Reference Characteristic
0LOGSYS		Source System	0LOGSYS
C_NETWORK		Network (with System ID)	C_NETWORK

Characteristic	C_NETWORK
Long Description	Network (with System ID)
Short Description	Network (with System
Version	Active

General	Business Explorer	Master Data/Texts	Hierarchy	Attributes	Compounding
---------	-------------------	-------------------	-----------	------------	-------------

Delete Master Data with Recordmode		Navigation Attribute InfoProvider									
Attributes: Detail/Navigation Attributes											
Attribute	V...	Long Description	Ty.	TI...	In...	O...	N...	A...	T...	Navigation Att.	Desc
0COORD_TYPE	▲	Order type	DIS			15					
0CO_AREA	▲	Controlling area	DIS			4					
0CREATEDON	▲	Date on which the record was	DIS			17					
0DOC_NUMBER	▲	Sales document	DIS			5					
0S_ORD_ITEM	▲	Sales document item	DIS			12					
C_COMPDE	▲	Company code	DIS			0					
C_PLANT	▲	Plant	DIS			0					
C_WBS_EL2	▲	WBS Element (with System ID)	DIS			0					
0PLANT	▲	Plant	DIS			0					
C_PROJ_2	▲	Project Definition	DIS			0					
0CH_ON	▲	Last changed on	DIS			0					

Characteristic	C_NETACT
Long Description	Network Activity (with System ID)
Short Description	Net Act (with System
Version	Active

General	Business Explorer	Master Data/Texts	Hierarchy	Attributes	Compounding
---------	-------------------	-------------------	-----------	------------	-------------

Delete Master Data with Recordmode		Navigation Attribute InfoProvider									
Attributes: Detail/Navigation Attributes											
Attribute	V...	Long Description	Ty.	TI...	In...	O...	N...	A...	T...	Navigation Att.	D
0ACTTYPE	▲	Activity Type	DIS			1					
0CO_AREA	▲	Controlling area	DIS			5					
C_PLANT	▲	Plant	DIS			0					
C_WBS_EL2	▲	WBS Element (with System ID)	DIS			0					
0PLANT	▲	Plant	DIS			0					
C_PROJ_2	▲	Project Definition	DIS			0					
0CH_ON	▲	Last changed on	DIS			0					
0CREATEDON	▲	Date on which the record was	DIS			0					

DTP's have been created on ODP.

Transformation's are on direct mapping without transformation rules.

Activity Number in Network and Standard Network	0ACTIVITY_ATTR
Data Flow Upwards	_DATAFLOW_UPWARDS
DTP: 0ACTIVITY_ATTR -> C_NETACT - Full	DTP_B1FNYSNDTRTOPHO3PCSGAYRLB
Network Activity (with System ID) (Attributes)	ATTRIBUTES_C_NETACT
RSDS 0ACTIVITY_ATTR SF1_020 -> IOBJ C_NETACT	06F08U0YJUHQE9EBDKLEE4GVT6924N
Network Activity (with System ID) (Attributes)	ATTRIBUTES_C_NETACT
Activity number in network and standard network	0ACTIVITY_TEXT
Network Number	0NETWORK_ATTR
Data Flow Upwards	_DATAFLOW_UPWARDS
0NETWORK_ATTR / SF1_020 -> C_NETWORK	DTP_B1FNYSNDTRTOPHO56LQDFVSH
Network (with System ID) (Attributes)	ATTRIBUTES_C_NETWORK
RSDS 0NETWORK_ATTR SF1_020 -> IOBJ C_NETWORK	01SGPEFIDJDUOPUMXK9106GGA03F1F0L
Network (with System ID) (Attributes)	ATTRIBUTES_C_NETWORK

Loading has been made in process chain PC_CT_MD_01 (daily loading)

Impacted HANA views:

- CV_FMCO_CO_CT_DEST_R0_CCA_SOLVAY
- CV_FMCO_CO_CT_DEST_CCA_TO_WBS_SOLVAY

View Calculated Column

Calculated columns are used to derive some meaningful information in the form of columns, from existing columns.

Name:*	PIOVALUE				
Data Type:	NVARCHAR	Length:	28	Scale:	
Expression					
Expression Editor					
<input checked="" type="checkbox"/> Validate Syntax				Language: Column Engine	
<pre>IF(("CC_C_WBS_EL2_MD" != '' and "PIOBJSV_OLD" = '0NWA' and "DB_CR_IND" = 'H'), "CC_C_WBS_EL2_MD", "PIOVALUE_OLD")</pre>					

View Calculated Column

Calculated columns are used to derive some meaningful information in the form of columns, from existing columns.

Name:*	PIOBJSV				
Data Type:	NVARCHAR	Length:	4	Scale:	
Expression					
Expression Editor					
<input checked="" type="checkbox"/> Validate Syntax				Language: Column Engine	
<pre>IF(("CC_C_WBS_EL2_MD" != '' and "PIOBJSV_OLD" = '0NWA' and "DB_CR_IND" = 'H'), '0POS', "PIOBJSV_OLD")</pre>					

View Calculated Column

Calculated columns are used to derive some meaningful information in the form of columns, from existing columns.

Name:*	CC_PART_WBS				
Data Type:	NVARCHAR	Length:	24	Scale:	
Expression					
Expression Editor					
<input checked="" type="checkbox"/> Validate Syntax				Language: Column Engine	
<pre>IF(("CC_C_WBS_EL2_MD" != '' and "PIOBJSV_OLD" = '0NWA' and "DB_CR_IND" = 'H'), "CC_C_WBS_EL2_MD", "CC_PART_WBS_OLD")</pre>					

get only PIOBJSV = 0NWA of source table if match with LOGSYS and PIOVALUE(network value) get WBS from C_NETACT and put 0POS for PIOBJSV
Result after join with C_NETACT:

RB	PIOBJSV_OLD	RB	CC_PART_WBS_OLD	RB	CC_C_WBS_EL2_MD	RB	PIOVALUE	RB	PIOBJSV	RB	CC_PART_WBS
ONWA		6018250	0010	NHA.PX400	.ISAO	NHA.PX400	.IS...	OPOS	NHA.PX400	.ISAO	
ONWA		6018250	0010	NHA.PX400	.ISAO	NHA.PX400	.IS...	OPOS	NHA.PX400	.ISAO	
ONWA		6018620	0010	NHA.PX422	.ISAL-R	NHA.PX422	.IS...	OPOS	NHA.PX422	.ISAL-R	
ONWA		6018620	0010	NHA.PX422	.ISAL-R	NHA.PX422	.IS...	OPOS	NHA.PX422	.ISAL-R	
ONWA		6018620	0010	NHA.PX422	.ISAL-R	NHA.PX422	.IS...	OPOS	NHA.PX422	.ISAL-R	
ONWA		6018620	0010	NHA.PX422	.ISAL-R	NHA.PX422	.IS...	OPOS	NHA.PX422	.ISAL-R	
ONWA		6018620	0010	NHA.PX422	.ISAL-R	NHA.PX422	.IS...	OPOS	NHA.PX422	.ISAL-R	
ONWA		6018620	0010	NHA.PX422	.ISAL-R	NHA.PX422	.IS...	OPOS	NHA.PX422	.ISAL-R	
ONWA		6018620	0010	NHA.PX422	.ISAL-R	NHA.PX422	.IS...	OPOS	NHA.PX422	.ISAL-R	
ONWA		6018620	0010	NHA.PX422	.ISAL-R	NHA.PX422	.IS...	OPOS	NHA.PX422	.ISAL-R	
ONWA		6018620	0010	NHA.PX422	.ISAL-R	NHA.PX422	.IS...	OPOS	NHA.PX422	.ISAL-R	
ONWA		6018620	0010	NHA.PX422	.ISAL-R	NHA.PX422	.IS...	OPOS	NHA.PX422	.ISAL-R	
ONWA		6018620	0010	NHA.PX422	.ISAL-R	NHA.PX422	.IS...	OPOS	NHA.PX422	.ISAL-R	
ONWA		6018620	0010	NHA.PX422	.ISAL-R	NHA.PX422	.IS...	OPOS	NHA.PX422	.ISAL-R	
ONWA		6018901	0010	NHA.PX615	.ISAO	NHA.PX615	.IS...	OPOS	NHA.PX615	.ISAO	

Result before join with C_NETACT:

RB	PIOBJSV_Ori	RB	PIOVALUE_ori	RB	LOGSYS	12	AMOUNT	RB	COSTELMNT	RB	PART_CCTR	RB	PIOVALUE	RB	PIOBJSV	RB	CC_PART_WBS
ONWA		6018620	0010	SF1_020			-556	9161000022				6018620	0010	ONWA		6018620	0010
ONWA		6018620	0010	SF1_020			-556	9161000022				6018620	0010	ONWA		6018620	0010
ONWA		6018620	0010	SF1_020			-556	9161000022				6018620	0010	ONWA		6018620	0010
ONWA		6018620	0010	SF1_020			-556	9161000022				6018620	0010	ONWA		6018620	0010
ONWA		6018620	0010	SF1_020			-556	9161000022				6018620	0010	ONWA		6018620	0010
ONWA		6018620	0010	SF1_020			-556	9161000022				6018620	0010	ONWA		6018620	0010
ONWA		6018620	0010	SF1_020			-556	9161000022				6018620	0010	ONWA		6018620	0010
ONWA		6018620	0010	SF1_020			-556	9161000022				6018620	0010	ONWA		6018620	0010
ONWA		6018620	0010	SF1_020			-556	9161000022				6018620	0010	ONWA		6018620	0010
ONWA		6018620	0010	SF1_020			-556	9161000022				6018620	0010	ONWA		6018620	0010
ONWA		6018620	0010	SF1_020			-397,04	9161000022				6018620	0010	ONWA		6018620	0010
ONWA		6018620	0010	SF1_020			-397,04	9161000022				6018620	0010	ONWA		6018620	0010
ONWA		6018620	0010	SF1_020			-397,04	9161000022				6018620	0010	ONWA		6018620	0010
ONWA		6018620	0010	SF1_020			-397,04	9161000022				6018620	0010	ONWA		6018620	0010

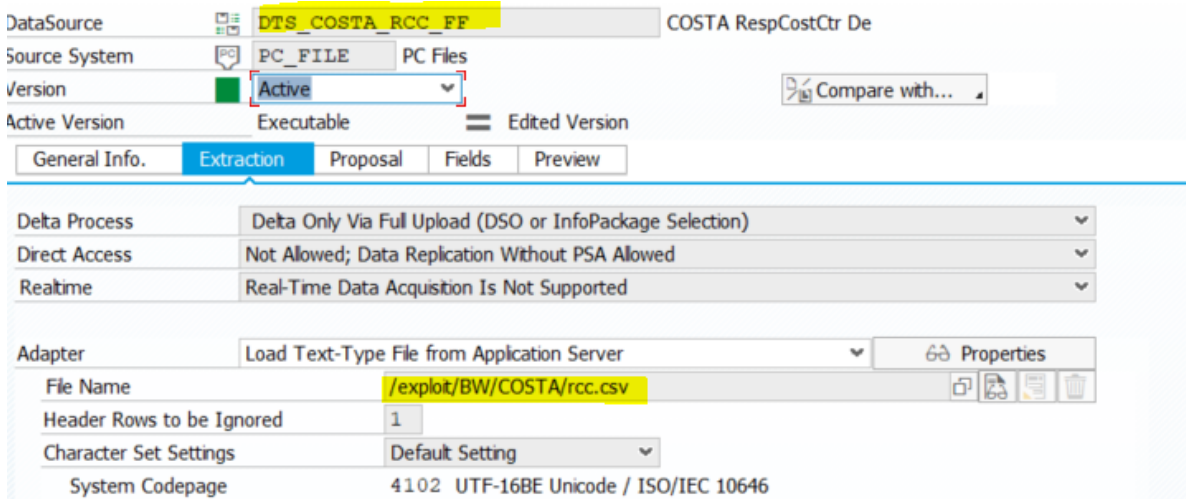
Default Responsible Cost Center

Goal is to determine Responsible Cost Center with complex condition for CO-PA and FI flow.

This complex condition has been translated into technico-functional algorithm:

ALGO	Mécanisme de priorité	
0	GBU/Cost Package/Controlling Aera/Company/BFC activity1	PLANT VIDE DANS LA TABLE EXCEPTION
1	GBU/Cost Package/Controlling Aera/Company	PLANT VIDE DANS LA TABLE EXCEPTION
2	GBU/Cost Macro Package/Controlling Aera/Plant	COMPANY VIDE DANS LA TABLE EXCEPTION
3	GBU/Controlling Aera/Plant	COMPANY /ALL PACKAGE VIDES DANS LA TABLE EXCEPTION
4	GBU/Macro Cost Package/Controlling Aera/Company	PLANT VIDE DANS LA TABLE EXCEPTION
5	GBU/Controlling Aera/Company	PLANT /ALL PACKAGE VIDES DANS LA TABLE EXCEPTION
6	"GBU&NC_RCC"	

Datasource with AL11 file link:



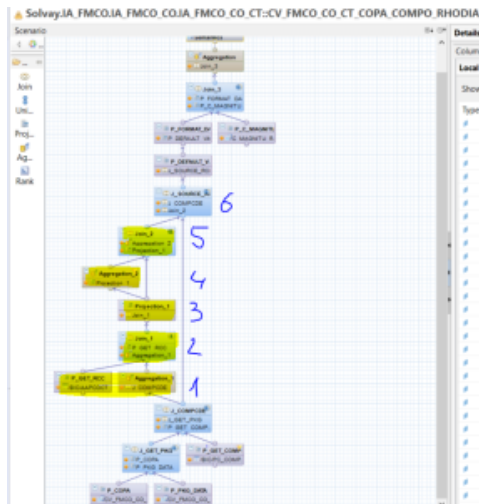
File has been created and downloaded with program **ZBW_COSTA_RCC** (template https://drive.google.com/file/d/1IGDkT4e7LFBnwnFci_27u3maKelt4o0r/view) and AL11 file data it's loaded in aDSO **APCOCT15** with process chain **PC_CT_RCC_01**.

Impacted HANA Views:

- CV_FMCO_CO_CT_COPA_COMPO_RHODIA
- CV_FMCO_CO_CT_COPA_COMPO_SOLVAY
- CV_FMCO_CO_CT_FI_COMPO_RHODIA
- CV_FMCO_CO_CT_FI_COMPO_SOLVAY

Example with HANA View **CV_FMCO_CO_CT_COPA_COMPO_RHODIA** (same development for others HANA Views)

:



For determine "Responsible Cost Center" there are 6 steps:

Step 1:

- Get aDSO(APCOCT15) with uploaded data with program **ZBW_COSTA_RCC**
- Aggregation node with source data only with fields of aDSO:

- Columns
- CPFCTR1_2: J_COM
- _BIC_C_COMPDE: J
- CO_AREA: J_COMPC
- C_CTPKG: J_COMPC
- C_CTMCPKG: J_COM
- _BIC_C_PLANT: J_C
- _BIC_C_MAGNITU:

Step 2:

- inner join with 2 nodes on CO_AREA and CPFCTR1_2 (GBU) because GBU and CO_AREA are always in condition.

0	GBU/Cost Package/Controlling Aera/Company/BFC activity1
1	GBU/Cost Package/Controlling Aera/Company
2	GBU/Cost Macro Package/Controlling Aera/Plant
3	GBU/Controlling Aera/Plant
4	GBU/Macro Cost Package/Controlling Aera/Company
5	GBU/Controlling Aera/Company
6	*GBU&NC_RCC*

Step 3:

- Responsible Cost Center determination with complex condition with priority indicator creation 1 to 7

Name: CC_PRIORITY

Data Type: INTEGER Length: Scale:

Expression Editor

```

Validate Syntax
if(("TAB_C_PLANT"="" and "TAB_CPFCTR1_2"="CPFCTR1_2"and "TAB_C_CTPKG"="C_CTPKG"and "TAB_CO_AREA"="CO_AREA"and ".BIC_C_COMPDE"="TAB_C_COMPDE" and "TAB_C_MAGNITU" = ".BIC_C_MAGNITU",1,
if("TAB_C_PLANT"="" and "TAB_C_MAGNITU" = "" and "TAB_CPFCTR1_2"="CPFCTR1_2"and "TAB_C_CTPKG"="C_CTPKG"and "TAB_CO_AREA"="CO_AREA"and ".BIC_C_COMPDE"="TAB_C_COMPDE",2,
if("TAB_C_COMPDE"="" and "TAB_C_MAGNITU" = "" and "TAB_CPFCTR1_2"="CPFCTR1_2"and "TAB_C_CTMCPKG"="C_CTMCPKG"and "CO_AREA"="TAB_CO_AREA"and "TAB_C_PLANT"="".BIC_C_PLANT",3,
if("TAB_C_COMPDE"="" and "TAB_C_CTPKG"="" and "TAB_C_CTMCPKG"="" and "TAB_C_MAGNITU" = "" and "TAB_CPFCTR1_2"="CPFCTR1_2"and "TAB_CO_AREA"="CO_AREA"and "TAB_C_PLANT"="".BIC_C_PLANT",4,
if("TAB_C_PLANT"="" and "TAB_C_MAGNITU" = "" and "TAB_CPFCTR1_2"="CPFCTR1_2"and "TAB_C_CTMCPKG"="C_CTMCPKG"and "TAB_CO_AREA"="CO_AREA"and ".BIC_C_COMPDE"="TAB_C_COMPDE",5,
if("TAB_C_CTPKG"="" and "TAB_C_PLANT"="" and "TAB_C_CTMCPKG"="" and "TAB_C_MAGNITU" = "" and "TAB_CPFCTR1_2"="CPFCTR1_2"and "TAB_CO_AREA"="CO_AREA"and ".BIC_C_COMPDE"="TAB_C_COMPDE",6,
7))))))

```

Step 4:

- Aggregation node for get min of PRIORITY field (if i have 1 and 4 indicator for same keys i prioritize indicator 1 not 4)
- without cost center and attributs fields

Before aggregation:

138 ms

Show Log | Max rows: 200

Execute Add filter Sort entire data

CC_EXCLUSION_FLG	CC_EXCLUSION_REASON	BIC_C_COMPDE	C_CTPKG	C_CTMCPKG	CC_PRIORITY	CC_COSTCTR	CC_C_PLANT	C_COMPDE_C
		5835	P19999	P09999	4	1N1810009	6006	
		5835	P10055	P00008	4	1N1810009	6006	
		5835	P10055	P00008	4	1N1810009	6006	
		5835	P10055	P00008	4	1N1810009	6006	
		5835	P10055	P00008	4	1N1810009	6006	
		5835	P19999	P09999	4	1N1810009	6006	
		5835	P19999	P09999	4	1N1810009	6006	
		5835	P19999	P09999	4	1N1810009	6006	
		5835	P10051	P00008	3	1N1810004	SMF	
		5835	P10054	P00008	3	1N1810004	SMF	
		5835	P10054	P00008	3	1N1810004	SMF	
		5835	P10053	P00008	3	1N1810004	SMF	
		5835	P10053	P00008	3	1N1810004	SMF	
		5835	P10053	P00008	3	1N1810004	SMF	
		5835	P10053	P00008	3	1N1810004	SMF	
		5835	P10053	P00008	3	1N1810004	SMF	
		5782			2	4G1040000	MIS	
		5782			2	4G1040000	MIS	

Table Entry Edit Goto Settings System Help

Table Content /BIC/AAPCOCT152: 6 of 6

CH	/BIC/CPCTRL_Z/BIC/C_CTMCPKG	/BIC/C_CTPKG/BIC/C_MAGNTU	/BIC/C_COMPDE/BIC/C_PLANT	CO_AREA	/BIC/C_COSTCTR	LOGSYS	RECORDMODE	/BIC/C_BSGRP	/BIC/C_CRESP	/BIC/C_CTC
	P00008		4060	CHEF	2Y1130000	N		5003074	RCC	
			6006	CHEF	1N1810009	N		Z.HADDAD	RCC	
			5782	CHEF	4G1040000	N		5002690	RCC	
		P10031	5835	CHEF	B71260003X	N		FORTUNATO	RCC	
		P10050	0049	5835	CHEF	B711604793	N		5002720	RCC
	P00008			SMF	CHEF	1N1810004	N		Z.HADDAD	RCC

GBU Billing

Goal is to get user fields in table PRPS in ERP side:

- ZZ_LANDCSAPE : Partner CO Object Landscape (can be different of syslog)
- ZZ_CO_ACC_ASGN_TYPE : Acc Asgn Type (type for WBS = 'PR', ORDER = 'OR', COST = 'KS')
- ZZ_CO_ACC_ASGN : WBS, ORDER, COST

Data source are PF1 and WP1:

- ZZ_PRPS_USER_FIELDS : all fields of PRPS have been retrieved.

BW side:

<ul style="list-style-type: none"> Costa - GBU Billing <ul style="list-style-type: none"> TRCS IFS_APCOCT19_INBOUND -> ADSO APCOCT19 <ul style="list-style-type: none"> Infosource APCOCT19 In <ul style="list-style-type: none"> RSDS ZZ_PRPS_USER_FIELDS DF1_020 -> TRCS IFS_APCOCT19_INBOUN <ul style="list-style-type: none"> PRPS New User Fields RSDS ZZ_PRPS_USER_FIELDS WD1_110 -> TRCS IFS_APCOCT19_INBOUN <ul style="list-style-type: none"> PRPS New User Fields Data Transfer Processes <ul style="list-style-type: none"> ZZ_PRPS_USER_FIELDS / DF1_020 -> APCOCT19 <ul style="list-style-type: none"> PRPS New User Fields ZZ_PRPS_USER_FIELDS / WD1_110 -> APCOCT19 <ul style="list-style-type: none"> PRPS New User Fields 	<pre> APCOCT19 00QT7CU08A7552FN8V6DCG84S1LRWCVT IFS_APCOCT19_INBOUND 0QKR3Z3CK8BDU7W50NDZ23UK4DDIYXV8 ZZ_PRPS_USER_FIELDS 0C4W2IDCS3VY2HLYYK3FU4F87MO7Y0H ZZ_PRPS_USER_FIELDS APCOCT19 DTP_B1FNYSNDTRTQFTNLWZ09PIMTB ZZ_PRPS_USER_FIELDS DTP_B1FNYSNDTRTQFTNI6KU90DPZZ ZZ_PRPS_USER_FIELDS </pre>
---	---

There are 2 datasource 1 for PF1 and 1 for WP1.

There are 2 transformation 1 for PF1 and 1 for WP1.

There are 2 dtp 1 for PF1 and 1 for WP1.

There is 1 infosource (1 transformation) for process 2 flow

aDSO APCOCT19

Rules:

In 2 transformation (PF1 and WP1) i populate:

- C_WBSBILL : with type ZZ_CO_ACC_ASGN_TYPE = 'PR' and put ZZ_CO_ACC_ASGN (conversion exit have been made)

- C_COCBILL : with type ZZ_CO_ACC_ASGN_TYPE = 'KS' and put ZZ_CO_ACC_ASGN
- C_ORDBILL : with type ZZ_CO_ACC_ASGN_TYPE = 'OR' and put ZZ_CO_ACC_ASGN

Transformation: RSDS ZZ_PRPS_USER_FIELDS DF1_020 -> TRCS IFS_AP... Runtime Status: Only ABAP runtime is supported

Source: PRPS New User Fields (ZZ_PRPS_USER_FIELDS)

Target: Infosource APOCO19 In (IFS_APOCO19_INBOUND)

Version: Active

Active Version: Executable

Edited Version

100%

Rule Group: Standard Group

Pos	Key	InfoObject	Icon	Descript.	Data t	Lngh
1		C_WBS_EL2		WBS Element (with System ID)	CHAR	000
2		OLOGSYS		Source System	CHAR	000
3		O RECORDMODE		BW Delta Process: Update Mode	CHAR	000
4		OCO_AREA		Controlling area	CHAR	000
5		C_WBSBILL		WBS Element Billing	CHAR	000
6		C_COCBILL		Cost Center Billing	CHAR	000
7		C_ORDBILL		Order Billing	CHAR	000
8		C_RCCBILL		Partner Responsible Cost Center Billing	CHAR	000
9		C_GBUBILL		GBU Billing	CHAR	000
10		C_COABILL		Controlling Area Billing	CHAR	000
11		OCH_ON		Last changed on	DATS	000
12		C_SYPARCO		Syslog Partner CO	CHAR	000
13		OCREATEDON		Date on which the record was created	DATS	000
14		OPLANT		Plant	CHAR	000
15		C_ACCOTYP		CO Account Partner Object type	CHAR	000
16		C_ACCCO		CO Account Partner Object	CHAR	000

Infosource:

InfoSource Display: Overview

InfoSource: IFS_APOCO19_INBOUND Infosource APOCO19 In

Key	InfoObject	Field	Short Description	I	T	Check object	Unit	Type	Lng	De	Conv...	Item	Se
	C_WBS_EL2	/BIC/C_WBS...	WBS Element Syst ID			C_WBS_EL2		CHAR	24		WBS...	1	1
	OLOGSYS	LOGSYS	Source System					CHAR	10		ALPHA	2	1
	O RECORDMODE	RECORDMODE	Update Mode					CHAR	1			3	1
	OCO_AREA	OCO_AREA	Controlling Area			OCO_AREA		CHAR	4			4	1
	C_WBSBILL	/BIC/C_WBSBI...	WBS Element Billing			C_WBSBILL		CHAR	24		WBS...	5	1
	C_COCBILL	/BIC/C_COCBI...	Cost Center Billing			C_COCBILL		CHAR	10		ALPHA	6	1
	C_ORDBILL	/BIC/C_ORDBI...	Order Billing			C_ORDBILL		CHAR	12			7	1
	C_RCCBILL	/BIC/C_RCCBI...	Partner Responsible			C_RCCBILL		CHAR	20			8	1
	C_GBUBILL	/BIC/C_GBUBI...	GBU Billing			C_GBUBILL		CHAR	2		ALPHA	9	1
	C_COABILL	/BIC/C_COABI...	Controlling Area Bil			C_COABILL		CHAR	4			10	1
	OCH_ON	CH_ON	Changed on					DATS	10			11	1
	C_SYPARCO	/BIC/C_SYPAR...	Syslog Partner CO			C_SYPARCO		CHAR	10		ALPHA	12	1
	OCREATEDON	CREATEDON	Created on					DATS	10			13	1
	OPLANT	PLANT	Plant			OPLANT		CHAR	4			14	1
	C_ACCOTYP	/BIC/C_ACCO...	CO Account Partner O			C_ACCOTYP		CHAR	2		ALPHA	15	1
	C_ACCCO	/BIC/C_ACCCO...	CO Account Partner O			C_ACCCO		CHAR	24		ALPHA	16	1

in infosource transformation a process have been made for populate fields C_RCCBILL, C_GBUBILL, C_COABILL for WP1 and PF1 together.

Start Routine

Transformation: TRCS IFS_APOCO19_INBOUND -> ADSO APOCO19 Runtime Status: Only ABAP runtime is supported

Source: Infosource APOCO19 In (IFS_APOCO19_INBOUND)

Target: Costa - GBU Billing (APOCO19)

Version: Active

Active Version: Executable

Edited Version

100%

Rule Group: Standard Group

Pos	Key	InfoObject	Icon	Descript.	Data t	Lngh
1		C_WBS_EL2		WBS Element (with System ID)	CHAR	000024
2		OLOGSYS		Source System	CHAR	000010
3		O RECORDMODE		BW Delta Process: Update Mode	CHAR	000001
4		OCO_AREA		Controlling area	CHAR	000004
5		C_WBSBILL		WBS Element Billing	CHAR	000024
6		C_COCBILL		Cost Center Billing	CHAR	000010
7		C_ORDBILL		Order Billing	CHAR	000012
8		C_RCCBILL		Partner Responsible Cost Center Billing	CHAR	000020
9		C_GBUBILL		GBU Billing	CHAR	000002
10		C_COABILL		Controlling Area Billing	CHAR	000004
11		OCH_ON		Last changed on	DATS	000008
12		C_SYPARCO		Syslog Partner CO	CHAR	000010
13		OCREATEDON		Date on which the record was created	DATS	000008
14		OPLANT		Plant	CHAR	000004
15		C_ACCOTYP		CO Account Partner Object type	CHAR	000002
16		C_ACCCO		CO Account Partner Object	CHAR	000024

Costa - GBU Billing (APOCO19) Rule Group: Standard Group

Rule	Rule Name	Pos	Key	InfoObject	Icon	Descript.
1	C_WBS_EL2	1		C_WBS_EL2		WBS Element (with System ID)
2	OLOGSYS	2		OLOGSYS		Source System
3	OCO_AREA	4		OCO_AREA		Controlling area
4	C_WBSBILL	5		C_WBSBILL		WBS Element Billing
5	C_COCBILL	6		C_COCBILL		Cost Center Billing
6	C_ORDBILL	7		C_ORDBILL		Order Billing
7	C_RCCBILL	8		C_RCCBILL		Partner Responsible Cost Center Billing
8	C_GBUBILL	9		C_GBUBILL		GBU Billing
9	C_COABILL	10		C_COABILL		Controlling Area Billing
10	OCH_ON	11		OCH_ON		Last changed on
11	C_SYPARCO	12		C_SYPARCO		Syslog Partner CO
12	OCREATEDON	13		OCREATEDON		Date on which the record was created
13	OPLANT	14		OPLANT		Plant
14	C_ACCOTYP	15		C_ACCOTYP		CO Account Partner Object type
15	C_ACCCO	16		C_ACCCO		CO Account Partner Object

3 select has been made in start routine:

- /bic/mc_costctr
- /bic/mc_coorder
- /bic/Pc_wbs_el2

Read table has been made in C_WBS_EL2 target field and used in appropriate fields.

Loading has been made in daily PC_CT_MD_01 proces chain.

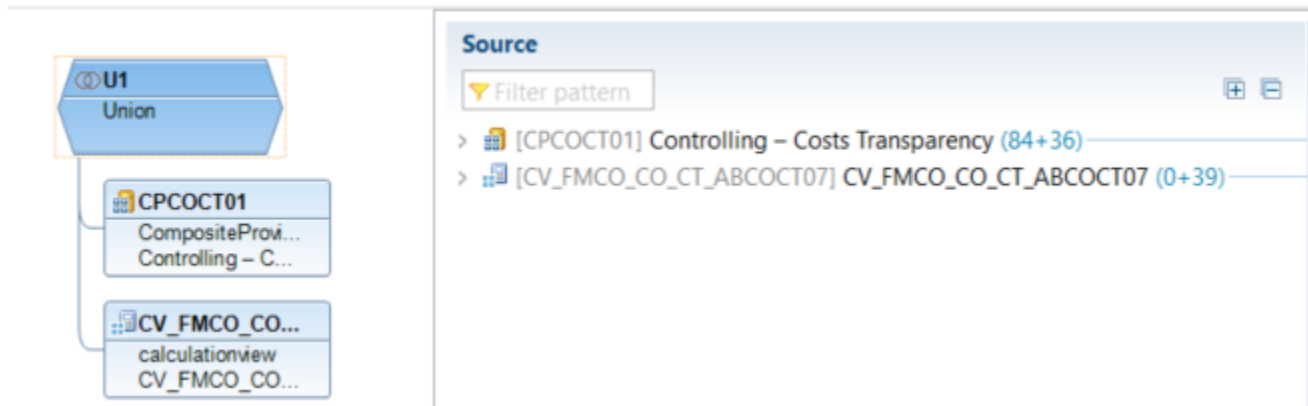
Table Content /BIC/AAPCOCT192: 19 of 19

/BIC/C_WBS_EL2	LOGSYS	RECORDMODE	CO_AREA	/BIC/C_WBSBILL	/BIC/C_COGBILL	/BIC/C_ORDBILL	/BIC/C_RCCBILL	/BIC/C_GBUBILL	/BIC/C_COABILL	CH_ON	/BIC/C_SYPARCO	CREATEDON	PLANT	/BIC/C_ACCOTYP	/BIC/C_ACCCO
E04274NBTO	WD1_110	N								27.08.2020	DF1_020	13.08.2020	7822		
E08090NBTO1	WD1_110	N								15.10.2020	WD1_110	12.08.2020	7851		
E38652GAZ.CARGILLA	WD1_110	N		7418-9991						16.06.2021	DF1_020	27.08.2020	7584	KS	7418-9991
I00192CBCB111	WD1_110	N		7728-5991						20.05.2021	DF1_020	20.05.2021	8919	KS	7728-5991
I04274CBEX74249-01	WD1_110	N		0249-5715						02.11.2020	DF1_020	02.11.2020	7925	KS	0249-5715
I07723CBCBWTMX01	WD1_110	N								12.04.2021	DF1_020	12.04.2021	8356		
I08090CBCB02FR3 SERVICES	WD1_110	N								03.06.2020	DF1_020	21.05.2020	7851	KS	
I08090CBCB2FR3D_SERV01	WD1_110	N		7682-1050						31.07.2020	DF1_020	16.06.2020	7851	KS	7682-1050
I08090CBCB2FR3D_SERV02	WD1_110	N		4514110000						17.06.2020	WD1_110	16.06.2020	7851	KS	4514110000
I08090CBCB2FR3E_SERV01	WD1_110	N		7682-1050						31.07.2020	DF1_020	17.06.2020	7851	KS	7682-1050
I08090CBCB2FR3E_SERV02	WD1_110	N		7682-1050						31.07.2020	DF1_020	17.06.2020	7851	KS	7682-1050
I08090CBCB2FR3E_SERV03	WD1_110	N		7682-1050						31.07.2020	DF1_020	31.07.2020	7851	KS	7682-1050
I38652GYUT00001-GAZ01	WD1_110	N		SM162IFR00						12.10.2020	WD1_110	07.08.2020	7584	KS	SM162IFR00
I38652GYUT00001-LGI01	WD1_110	N		SM162IFR00							WD1_110	14.10.2020	7584	KS	SM162IFR00
I38652GYUT04274-GAZ00001	WD1_110	N		7682-1050						26.05.2020	DF1_020	25.05.2020	7584	KS	7682-1050
I38652GYUT04274-GAZ00002	WD1_110	N		7682-1050						12.10.2020	DF1_020	13.08.2020	7584	KS	7682-1050
I38652GYUT04274-LGI01	WD1_110	N		7682-1050							DF1_020	14.10.2020	7584	KS	7682-1050
I38652GYUT04274-LGI03	WD1_110	N		7682-1050							DF1_020	27.10.2020	7584	KS	7682-1050
TEST_ZCES_WBS	WD1_110	N		4514110000						31.07.2020	WD1_110	19.05.2020	7851	KS	4514110000

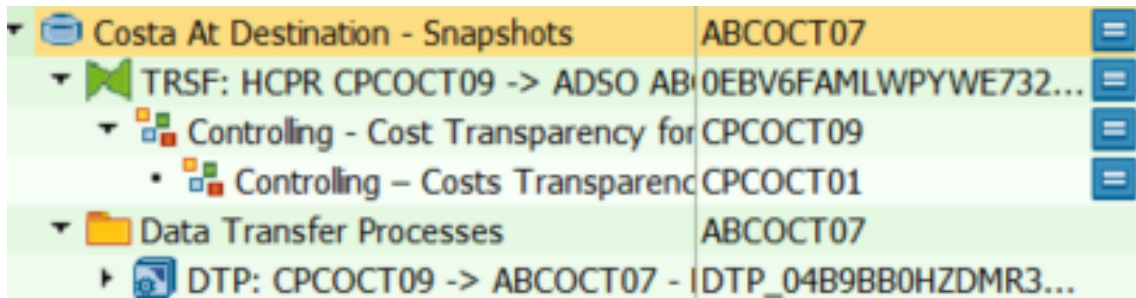
Snapshots for Control Check

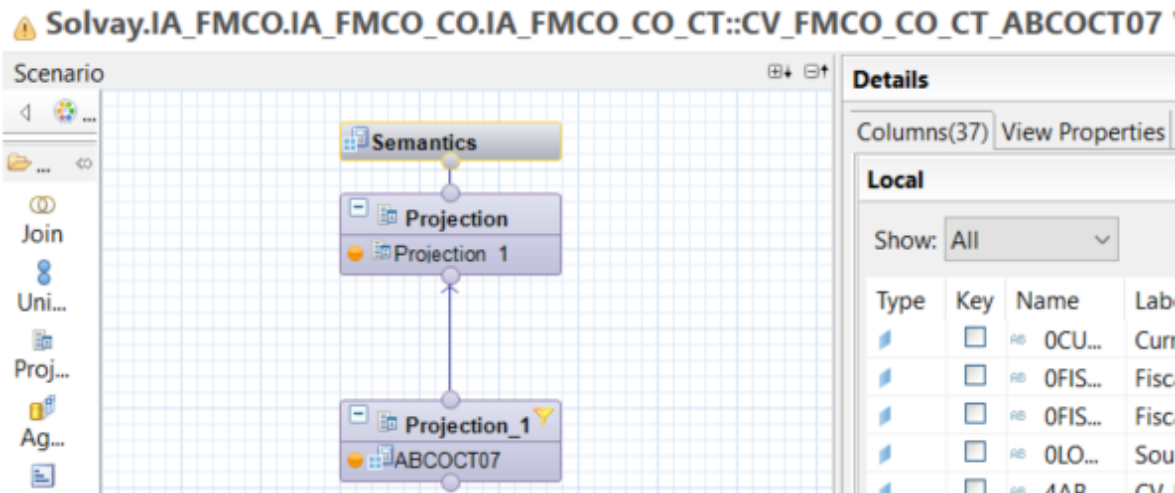
Composite Provider CPCOCT08 allows users to compare current data with weekly/on demand snapshot saved in ADSO ABCOCT07.

Scenario: CPCOCT08



ABCOCT07 is loaded from Composite Provider CPCOCT09, copy of CPCOCT01 without Input Parameters. The Input Parameters "Fiscal Period From" and "Fiscal Period To" are restored in Calculation View CV_FMCO_CO_CT_ABCOCT07, to facilitate union between Snapshot data and Current data.





Each Snapshot is timed and dated, and named following the pattern "Pyymmdd". Snapshots past a certain time (in months, stored in C_GLBFLT 001 for Stream COSTA and Rule SNAPSHOT) are deleted from history.

A snapshot is taken every Saturday though Process Chain PC_CO_CT_01, but one can also be taken manually through Transaction ZBW_COSTA_SNAP.

Users can access the data through query BW_QRY_CPCOCT08_0001 "COSTA - Snapshot vs Current Comparison (Core Query)"

Should snapshot data appear to be doubled/tripled, display C_TIMEP (Snapshot Time) to check that multiple snapshots were not taken the same day, which would explain that result in the query.

Note: Data should be loaded through DTP without "SAP HANA Extraction" checked. That check changes the way data is extracted from CPCOCT09 and generates erroneous totals for K_INTRAT.

Anaplan Budget & BE Import

Anaplan sends its Budget and Best Estimate data, both for Origin and Bridge Destination, to a folder on Application Server: /export/BW /Anaplan_inbound.

Origin data is collected through ADSOs APCOCT21 and ABCOCT08.

Costa - Anaplan Origin Budget & BE	ABCOCT08
▶ ADSO ABCOCT08 -> ADSO ABCOCT08	05NL40D8HRRMLZS0IA...
▼ TRSF: APCOCT21 -> ADSO ABCOCT08	0KJZ9V4GBXJ7XOB2X1...
▶ Costa - Anaplan Origin Budget & BE	APCOCT21
▶ TRSF: APCOCT21 -> APCOCT21	0DYI424LXFCI5VGZSW...
▶ TRSF: DTS_ANAPLAN_BESTIMATE_ADJ -> ADSO APCOCT21	0HM335SKULFDT6VZH...
▶ TRSF: DTS_ANAPLAN_BUDGET_BASE -> ADSO APCOCT21	082IPEDRSH8IHWANK...
▶ TRSF: DTS_ANAPLAN_BUDGET_OOS -> ADSO APCOCT21	0F5XGZPE6TP138H9UF...
▶ TRSF: DTS_ANAPLAN_BUD_BOT_L3 -> ADSO APCOCT21	007IRLFZZSRVJ3V13YU...
▶ TRSF: DTS_ANAPLAN_BUD_BOT_L4 -> ADSO APCOCT21	05D97H5X5ZIRZXI80...
▶ TRSF: DTS_ANAPLAN_BUD_BOT_L5 -> ADSO APCOCT21	0K62HPIRHTN26KW45...
▶ TRSF: DTS_ANAPLAN_BUD_TOP_L1 -> ADSO APCOCT21	0JB093TB3MB96C889U...
▶ TRSF: DTS_ANAPLAN_BUD_TOP_L2 -> ADSO APCOCT21	08U24C0P4KDV3KESXB...
▶ TRSF: DTS_ANAPLAN_BUD_TOP_L3 -> ADSO APCOCT21	0TAISGVT09DGNAE0M...
▶ TRSF: DTS_ANAPLAN_BUD_TOP_L4 -> ADSO APCOCT21	0C4PG9K8A81BE5CIQB...
▶ TRSF: DTS_ANAPLAN_BUD_TOP_L5 -> ADSO APCOCT21	0PXJXL00YFQII62JKS...
▶ TRSF: DTS_ANAPLAN_ESTIMATE_OOS -> ADSO APCOCT21	0E2TLCU12L06WWKQP...
▶ TRSF: DTS_ANAPLAN_ESTIMATE_TRAN -> ADSO APCOCT21	0G5Y259ZHCK501HHH...

Bridge Destination data is collected through ADSOs APCOCT22 and ABCOCT09.

Costa - Bridge destination Budget & BE	ABCOCT09
▶ ADSO ABCOCT09 -> ADSO ABCOCT09	0KCXX35700MZ8W352...
▼ TRSF: ADSO APCOCT22 -> ADSO ABCOCT09	0D2BU6LTWWVJADQB...
▶ Costa - Bridge destination Budget & BE	APCOCT22
▶ TRSF: APCOCT22 -> APCOCT22	0PWJTJZ8LJQ7EMHE22...
▶ TRSF: DTS_ANAPLAN_BRG_BEST -> ADSO APCOCT22	0OPLIB5UXYB4M3CHH...
▶ TRSF: DTS_ANAPLAN_BRG_BUDGET -> ADSO APCOCT22	0J1GINUDF4FMQ9ACN...

Both dataflows are loaded in parallel using the same Process Chains, one for Budget data and one for Best Estimate

Process Chain	Process Chain Description	Period
PC_CO_CT_05	COSTA - TD - Anaplan Best Estimate Destination	Monthly on 13th workday of the month in Calendar 50
PC_CO_CT_06	COSTA - TD - Anaplan Budget Destination	Yearly on 13th workday of July in Calendar 50

Users can request to have either chain running in addition to these default periods.

For Budget, initial load is done in July, with corrective/definitive values entered between September and November (daily updates required during that period).

Each source Flat File is assigned to a C_SRC_ANA (Source Anaplan) value, which is used to identify the dataflow, and offers a single KF for the Propagation ADSO associated.

For example, DTS_ANAPLAN_BESTIMATE_ADJ, DTS collecting adjustments for Origin Best Estimate, initiates KF K_ADJ_BESTIM in APCOCT21, with C_SRC_ANA = 'SRC_ADJ_BESTIM'.

Most important line of code at this level is this, identical in all transformations to APCOCT21/22, except for the name of the KF and the values of C_SRC_ANA (see above) and C_VERSN2 (F01 for BE and 000 for Budget):

```

LOOP AT ITB_TIME ASSIGNING <FS_TIME>.
  UPDATE /BIC/AAPCOCT212 SET K_ADJ_BESTIM = 0
                                C_FLG_OBS   = 'X'

  WHERE C_TIME = <FS_TIME>-C_TIME
  AND /BIC/C_SRC_ANA = 'SRC_ADJ_BESTIM'
  AND C_VERSN2 = 'F01'.
ENDLOOP.
IF SY-SUBRC = 0.
  COMMIT WORK.
ENDIF.

```

SRC_ADJ_BESTIM	9	C_SRC_ANA	/BIC/C_SRC_ANA	Source Anaplan	CHAR	000020
F01	10	C_VERSN2		Version	CHAR	000003
ANAPL_EST	12	C_FLOW		C_flow	CHAR	000016
Empty	13	C_FLG_OBS		Flag Obsolete	CHAR	000001
K_BESTIMATE	14	K_BESTIMATE		Best Estimate	FLTP	000016
K_ADJ_BESTIM	15	K_ADJ_BESTIM		Adj B. Estimate	FLTP	000016

This code sets all existing entries from the same source to Flag Obsolete = 'X', while the transformation loads actual data with Flag Obsolete = ". Thus, all data deleted from the source file are marked as obsolete in the Propagation ADSO once the transport is complete. The transformation of the ADSO on itself (APCOCT21 APCOCT21 and APCOCT22 APCOCT22) set RECORDMODE = D to all obsolete entries, so they are removed from Business level when the Delta load runs.

The quarters of the period to be flagged as obsolete in Propagation layer (and then to be deleted) are manually maintained in the Global Filter : one for Budget (COSTA/PERIOD_000) and one for BE (COSTA/PERIOD_F01).

These values must be manually adapted when changing the loaded year.

Global Filter Stream...	Global Filter Rule	Global Filter	Global Filter Description	Global Filter Sign	Global Filter Option	Global Filter Low Value	Global Filter Hight Value	Global Filter Active
COSTA	PERIOD_000	001	Delete Quarters 000 data in APCOCT21/22 before reload		EQ	Q1 FY22		Y
COSTA	PERIOD_000	002	Delete Quarters 000 data in APCOCT21/22 before reload		EQ	Q2 FY22		Y
COSTA	PERIOD_000	003	Delete Quarters 000 data in APCOCT21/22 before reload		EQ	Q3 FY22		Y
COSTA	PERIOD_000	004	Delete Quarters 000 data in APCOCT21/22 before reload		EQ	Q4 FY22		Y
COSTA	PERIOD_F01	001	Delete Quarters F01 data in APCOCT21/22 before reload		EQ	Q1 FY22		Y
COSTA	PERIOD_F01	002	Delete Quarters F01 data in APCOCT21/22 before reload		EQ	Q2 FY22		Y
COSTA	PERIOD_F01	003	Delete Quarters F01 data in APCOCT21/22 before reload		EQ	Q3 FY22		Y
COSTA	PERIOD_F01	004	Delete Quarters F01 data in APCOCT21/22 before reload		EQ	Q4 FY22		Y

Master Data									
Time Independent									
Global Filter Stream (App...)	Global Filter Rule	Glob...	Global Filter Description	Global Filter Sign	Global Filter Option	Global Filter Low Value	Global Filt...	Global...	
COSTA	RELOAD_F02	000	Reload F02 data in ABCOCT08/09? Y/N	I	EQ	N			Y

For each monthly run, Best Estimate history is saved by moving existing data from version F01 to F02. Whether this save is done or not depends on the value of Global Filter COSTA/RELOAD_F02 above. Low Value should be 'Y' by default, changed to 'N' when manually reloading Best Estimate data.

Dependencies with other applications

Data loadings

List of process chain

P r o c e s s c h a i n d e s c r i p t i o n	P r o c e s s c h a i n d e s c r i p t i o n	Starter
C O S T A - A d j u s t m e n t P e r i m e t e r F l o w	P C - C T - C O R R E C T I V E - 2 - 0 1	ZBW_COSTA_CORRECTIV

C O S T A - A t D e s t i n a t i o n A l l o c M a t r i x L o a d i n g	P C - C T - D E S T - S C H E - 0 2	Sub Chain from PC_CT_DEST_SCHE_01
---	--	-----------------------------------

C O S T A - A t D e s t i n a t i o n s c h e d u l i n g p r o c e s s	Daily - 9am - but full process chain only between 3rd and 7th day of month.																								
Table: /BIC/PC_GLBFLT																									
<table border="1"> <thead> <tr> <th>EP</th> <th>/BIC/C_STRE</th> <th>/BIC/C_RULE</th> <th>/BIC/C_GLBFLT</th> <th>OBJVERS</th> <th>CHANGED</th> <th>/BIC/C_DESC</th> <th>/BIC/C_SIGN</th> <th>/BIC/C_OPTION</th> <th>/BIC/C_LOW</th> <th>/BIC/C_HIGH</th> <th>/BIC/C_ACTIVE</th> </tr> </thead> <tbody> <tr> <td></td> <td>COSTA_DEST</td> <td>RANGE_DAY</td> <td>001</td> <td>A</td> <td></td> <td>Work. Day for PC_CT_DEST_SCHE_01</td> <td>1</td> <td>BT</td> <td>3</td> <td>7</td> <td>Y</td> </tr> </tbody> </table>		EP	/BIC/C_STRE	/BIC/C_RULE	/BIC/C_GLBFLT	OBJVERS	CHANGED	/BIC/C_DESC	/BIC/C_SIGN	/BIC/C_OPTION	/BIC/C_LOW	/BIC/C_HIGH	/BIC/C_ACTIVE		COSTA_DEST	RANGE_DAY	001	A		Work. Day for PC_CT_DEST_SCHE_01	1	BT	3	7	Y
EP	/BIC/C_STRE	/BIC/C_RULE	/BIC/C_GLBFLT	OBJVERS	CHANGED	/BIC/C_DESC	/BIC/C_SIGN	/BIC/C_OPTION	/BIC/C_LOW	/BIC/C_HIGH	/BIC/C_ACTIVE														
	COSTA_DEST	RANGE_DAY	001	A		Work. Day for PC_CT_DEST_SCHE_01	1	BT	3	7	Y														

C O S T A - B u d g e t F l o w	P C - C T - B U D G E T - 0 1	ZBW_COSTA_BUDGET
--	---	------------------

C O S T A - C O R R E C T I V E F I O W	P C - C T - C O R R E C - 0 1	ZBW_CORR_FLOW
C O S T A - C O R R E C T I V E F I O W 2 - D e s t i n a t i o n	P C - C T - C O R R E C - 0 2	ZBW_CORR_FLOW_2
C O S T A - C o s t C e n t e r D e t e r m i n a t i o n	P C - C T - R C C - 0 1	ZBW_COSTA_RCC

C O S T A - C o s t S u b- P a c k a g e - Z B B	P C - C T - T R - 0 5	ZBW_COSTA_C_CTSBPKG_ZBB
---	---	-------------------------

C O S T A - F 2 G A n a p l a n - E x t r a c t i o n	P C - C O - C T - 0 3	Daily - 5 am
---	---	--------------

<p>C O S T A - H i e r a r c h y L e v e l 5 - R e s p o n s i b l e C o s t c e n t e r</p>	<p>P C - C T - L E V E L 5 - H I E R</p>	<p>When necessary</p>
<p>C O S T A - I n f l a t i o n s</p>	<p>P C - C T - I R - 0 4</p>	<p>ZBW_COSTA_INFLATION</p>
<p>C O S T A - I n v e s t m e n t R e a s o n W B S</p>	<p>P C - C T - I N V - R E A - 0 1</p>	<p>ZBW_COSTA_INV</p>

C O S T A - M a t e r i a l s	P C - C T - M D - 0 1	Daily 1:30 am
C O S T A - O r d e r G r o u p O P E X / C A P E X	P C - C T - T R - 0 3	ZBW_COSTA_ORDER_CAPEX_OPEX
C O S T A - P e r i m e t e r s B r i d g e f l o w	P C - C T - P E R I C H - 0 1	ZBW_COSTA_FILE
C O S T A - S A M P L E F l o w	P C - C T - T R - S A M P L E	Daily 1:30 am

C O S T A - T D - A n a p l a n B e s t E s t i m a t e D e s t i n a t i o n	P C - C O - C T - 0 5	Monthly on 13th workday of the month in Calendar 50
C O S T A - T D - A n a p l a n B u d g e t D e s t i n a t i o n	P C - C O - C T - 0 6	Yearly on 13th workday of July in Calendar 50

C O S T A - T r a n s a c t i o n n a l D a t a 0 1	P C - C T - T R - 0 1	Daily 1:30 am
C O S T A - T r a n s a c t i o n n a l D a t a 0 2 (S c r e e n P c k g)	P C - C T - T R - 0 2	Daily 6:30 am
C O S T A M e t a c h a i n 0 1	P C - C T - M E T A - 0 1	Daily 1:30 am

C O S T A : T D - M - A n a p l a n O r i g i n C o s t s E x t r a c t i o n	P C - C O - C T - 0 4	When necessary
C O S T A : T D - T - M a n u a l S n a p s h o t s	P C - C O - C T - 0 2	ZBW_COSTA_FLAT_FILES
C O S T A : T D - W - S n a p s h o t s	P C - C O - C T - 0 1	Each wenesday at 9am

Destination manually loading

There is a decision in process chain PC_CT_DEST_SCHE_01 to not load data outside a range of day, so if necessary change the range of day in master data global filter:

Table: /BIC/PC_GLBFLT

EP	/BIC/C_STRE...	/BIC/C_RULE	/BIC/C_GLBFLT	OBJVERS	CHANGED	/BIC/C_DESC	/BIC/C_SIGN	/BIC/C_OPTION	/BIC/C_LOW	/BIC/C_HIGH	/BIC/C_ACTIVE
	COSTA_DEST	RANGE_DAY	001	A		Work. Day for PC_CT_DEST_SCHE_01	I	BT	3	7	Y

1) Update TVARV table

SM30 TVRAV

In parameter, check current run is equal to 0, maximum number run equal 7 and put X to init mode.

Edit Table TVARVC: Selection Variables

Individual maintenance

Contents of Table TVARVC Include changed entries in transport request

Parameter Selection Options

Name	Val.
Z_BW_CT_DEST_CURRENT_RUN	0
Z_BW_CT_DEST_INIT_MODE	X
Z_BW_CT_DEST_MAX_NB_RUN	7

In selection option, if necessary change the date (by default is the current month - 1):

Edit Table TVARVC: Selection Variables

Individual maintenance

Contents of Table TVARVC Include changed entries in transport request

Parameter Selection Options

Name	O.	Lower limit	Upper limit	Mult...	Ca.
Z_BW_CT_DEST_PERIOD_RG	1	202209	202209		

2) Execute process chain PC_CT_DEST_SCHE_01 (with transaction se37 RSPC_API_CHAIN_START).

Info providers and objects loaded

Loading frequency

Average performance

Key Figure	Estimation
------------	------------

~ Average Process Chain Runtime	
~ Average nb of rows loaded per load	
~ Total nb of rows loaded (if full)	
~ Average Runtime for 10k lines	

Record Keeping

Reporting

Queries End User Documentation

Main queries

BW_QRY_CPCOCT05_0001: Cost Transparency - A destination View
 BW_QRY_CPCOCT05_0002: COSTA - Cost Transparency - Destination view
 BW_QRY_CPCOCT05_1001: COSTA - Cost Transparency - Origin view
 BW_QRY_CPCOCT05_1002: COSTA - Tool to track PO Material Group change
 QV_BW_QRY_CPCOCT05_0002: QV Cost Transparency
 QV_BW_QRY_CPCOCT05_1001: COSTA - QV Cost Transparency - Origin view
 QV_BW_QRY_CPCOCT05_1002: QV - Cost Transparency - Origin - Perimeter Change
 QV_QRY_CPCOCT05_0001: QV Cost Transparency - A destination View (POC)

Main functionalities

Broadcast

Maintenance

Known bugs

Recurring procedure

Planned Evolution

Anaplan Budget & BE Import

1) Process Chain Budget will likely be modified to run daily, with test process to either execute dummy program or complete PC run depending on a Global Filter to be set manually OR through event when new file is added to AL11.

2) The way Budget adjustments are handled, with Top-Down and Bottom-Up adjustments on multiple levels, will be updated and simplified later this year (2022).