

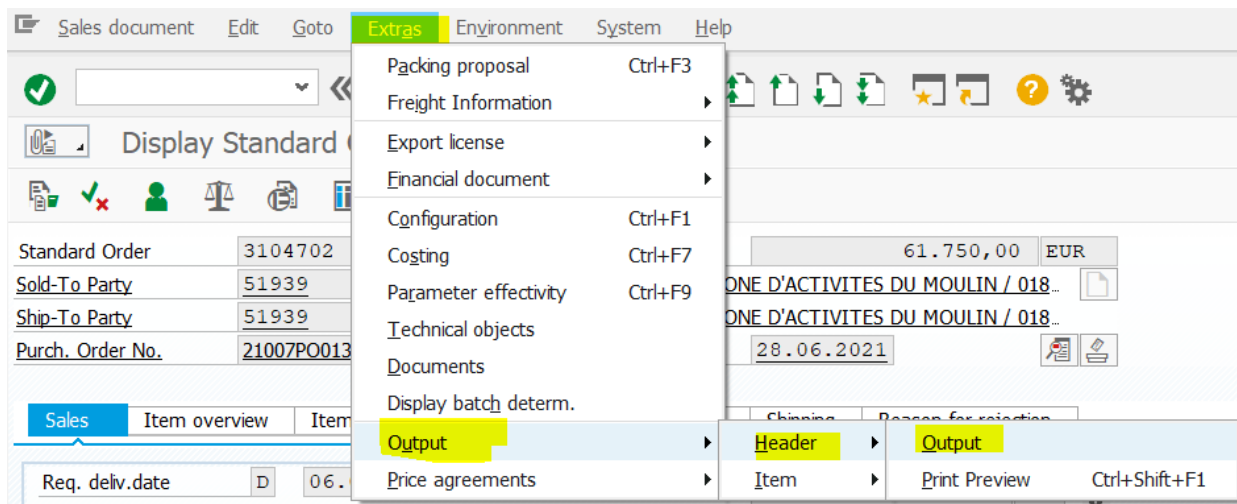
# PPS - reload documents from RCS

- 1 - CONTROL IF ONE DOCUMENT HAS BEEN ALREADY SENT by RCS to BI4 ?
  - 1.1 Control in RCS
  - 1.2 RCS ZWOCT010 table
  - 1.3 SE16 / ZWOCT010
- 2 - ASKING FOR THE REFRESH OF DOCUMENTS
  - 2.1 SE38 / ZWOCO01500
  - 2.2 Refresh of only one document
  - 2.3 No result
  - 2.4 Refresh of a list of documents
- 3 - BUILD THE LIST OF DOCUMENTS to be refreshed

## 1 - CONTROL IF ONE DOCUMENT HAS BEEN ALREADY SENT by RCS to BI4 ?

### 1.1 Control in RCS

for **ORDERS.VA03**



One ZPI1 message is created in SAP each time the order is updated (max 1 by day)

Each ZPI1 message means the order has been sent to BI4 (line inserted/updated in ZWOCT010 see below)

Sta...	Output...	Description	Medium	Processing d...	Time	D...	Fun...	Partner	Lan...	Ch...	Saved
OO	ZARC	PDF by mail	Spec...	27.10.2021	09:03:41	4	SP	51939	FR	<input checked="" type="checkbox"/>	<input checked="" type="checkbox"/>
OO	ZARC	PDF by mail	Spec...	21.10.2021	09:21:32	4	SP	51939	FR	<input checked="" type="checkbox"/>	<input checked="" type="checkbox"/>
OO	ZARC	PDF by mail	Spec...	20.10.2021	12:01:06	4	SP	51939	FR	<input type="checkbox"/>	<input checked="" type="checkbox"/>
OO	ZAWA	E-Mail to Assistant	Spec...	28.06.2021	22:41:24	4	SP	51939	FR	<input type="checkbox"/>	<input checked="" type="checkbox"/>
OO	ZBAR	Archive Ord.Con...	Prin...	27.10.2021	09:03:44	4	SP	51939	FR	<input checked="" type="checkbox"/>	<input checked="" type="checkbox"/>
OO	ZBAR	Archive Ord.Con...	Prin...	21.10.2021	09:21:34	4	SP	51939	FR	<input checked="" type="checkbox"/>	<input checked="" type="checkbox"/>
OO	ZBAR	Archive Ord.Con...	Prin...	20.10.2021	12:01:08	4	SP	51939	FR	<input type="checkbox"/>	<input checked="" type="checkbox"/>
OA	ZBSC	Ord.Confirmatio...	Prin...		00:00:00	3	SP	51939	FR	<input type="checkbox"/>	<input checked="" type="checkbox"/>
OO	ZPI1	Monitoring 1er o...	Spec...	28.10.2021	00:35:27	1	SP	51939	FR	<input type="checkbox"/>	<input checked="" type="checkbox"/>
OO	ZPI1	Monitoring 1er o...	Spec...	21.10.2021	14:35:21	1	SP	51939	FR	<input type="checkbox"/>	<input checked="" type="checkbox"/>
OO	ZPI1	Monitoring 1er o...	Spec...	19.10.2021	00:28:08	1	SP	51939	FR	<input type="checkbox"/>	<input checked="" type="checkbox"/>
OO	ZPI1	Monitoring 1er o...	Spec...	07.10.2021	00:45:29	1	SP	51939	FR	<input type="checkbox"/>	<input checked="" type="checkbox"/>
OO	ZPI1	Monitoring 1er o...	Spec...	30.06.2021	00:29:03	1	SP	51939	FR	<input type="checkbox"/>	<input checked="" type="checkbox"/>
OO	ZPI1	Monitoring 1er o...	Spec...	29.06.2021	00:32:04	1	SP	51939	FR	<input type="checkbox"/>	<input checked="" type="checkbox"/>

for DELIVERIES, VL03n

for invoices, VF03

The screenshot shows the SAP Billing document menu. The 'Goto' menu is open, and the 'Output' option is highlighted. The menu items are: Header, Item, Billing items overview (Ctrl+Shift+F11), Accounting overview (Shift+F4), Back (F3), Header partners, Pricing conditions header (Ctrl+Shift+F9), Output (Shift+F8), Header texts, Foreign Trade/Customs, and Payment cards. The background shows the Billing document header with fields for Invoice (114514608), Payer (2016336), and Billing Date (21.10.2021).

One ZPI3 message is created in SAP each time the invoice is updated (max 1 by day)

Each ZPI3 message means the invoice has been sent to BI4 (line inserted/updated in ZWOCT010 see below)

## 1.2 RCS ZWOCT010 table

RCS ZWOCT010 is dedicated to PPS.

Every day, as soon as one order, delivery, shipment, or invoice, is created in RCS, one line is created in this table.

At night, if the document is sent from RCS to PPS, one date is populated :

- when [orders](#) are extracted from RCS, one **ZPI1** message is saved in RCS, the date is populated for the order (not at the order line level, but at the order level)
- when [orders 45%](#) are extracted from RCS, one **ZNE5** message is saved in RCS, the date is populated for the order 45% (not at the order line level, but at the order level)
- when [deliveries](#) are extracted from RCS, one **ZPI2** message is saved in RCS, the date is populated for the delivery (not at the delivery line level, but at the delivery level)
- when [invoices](#) are extracted from RCS, one **ZPI3** message is saved in RCS, the date is populated for the invoice (not at the invoice line level, but at the invoice level)
- when [shipments](#) are extracted from RCS, one **ZPI4** message is saved in RCS, the date is populated for the shipment

It means that you can find in this table the date of the last sent of the document from RCS to PPS.

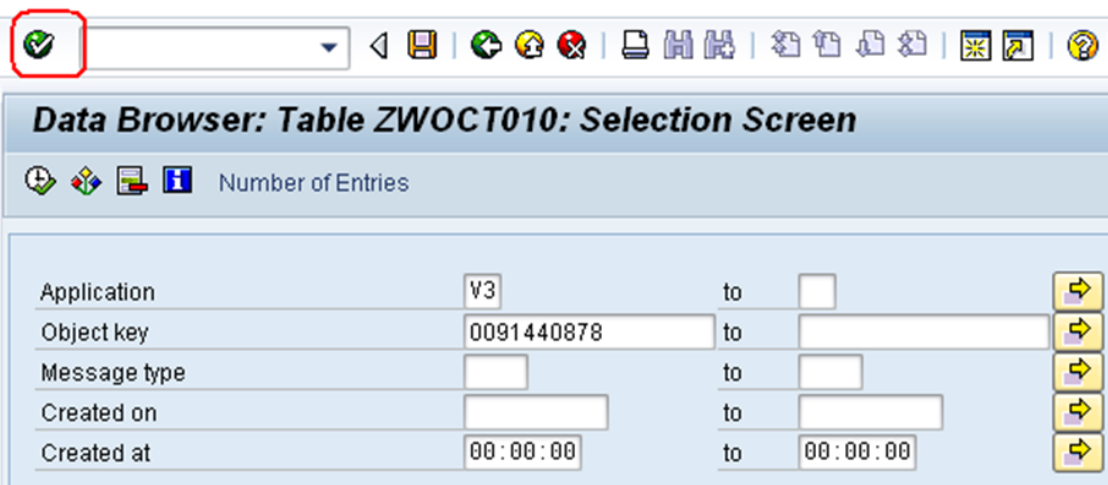
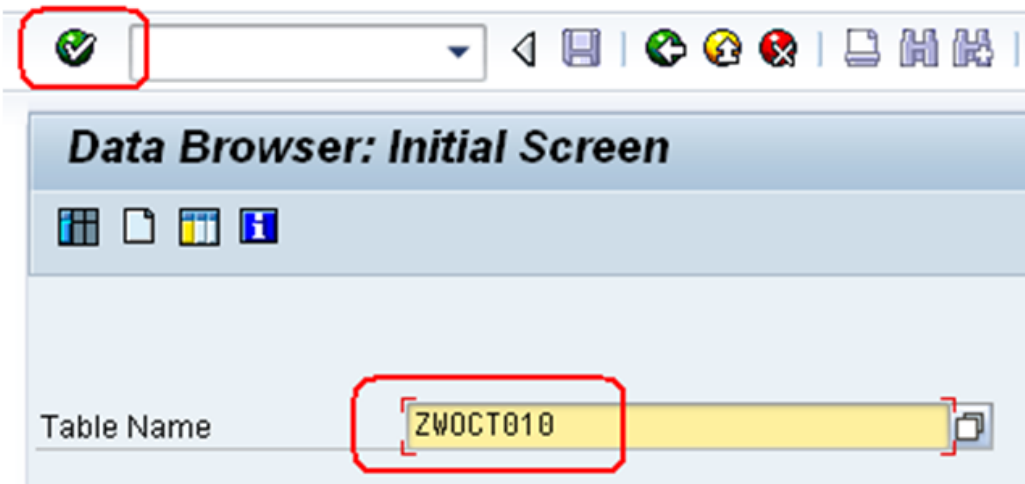
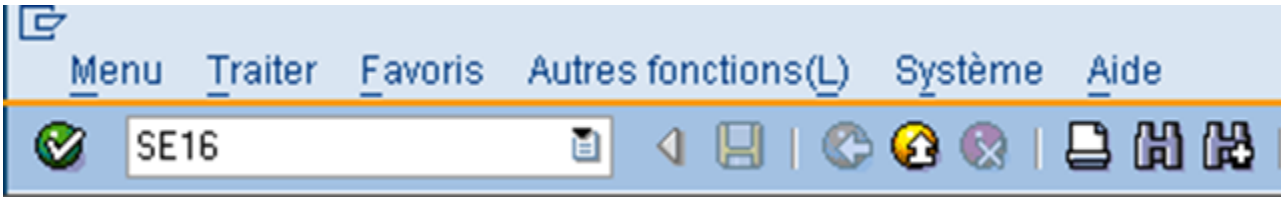
ATTENTION :

If RCS had a problem during the extraction, dates can be not populated in ZWOCT010.

### 1.3 SE16 / ZWOCT010

This table contain the list of documents that have been sent from RCS to BI4, with the date of the last sending to BI4

If the send-date = null value, it means that the document will be taken by the next SAP extraction job



In « object key » (clé d'objet), you indicate the document number on **10 digits**

In « application », you have to indicate the type of document :

**V1** = ZPI1 : for one **order**  
**V2** = ZPI2 : for one **delivery**  
**V3** = ZPI3 : for one **invoice**  
**V7** = ZPI4 : for one **shipment** (dossier de transport)  
**EF** = ZNE5 : for one **order 45%** (purchase order)

Table Content ZWOCT010: 1.023 of 1.978 Hits

Ap	Object key	Msg.	Created on	Time	data extraction date for obje...	date on wich info "data processed" rec.
V1	0070263793	ZPI1	23.10.2021	00:44:59	23.10.2021	
V1	0070263794	ZPI1	23.10.2021	00:44:59	23.10.2021	
V1	0070263795	ZPI1	23.10.2021	00:44:59	23.10.2021	
V2	0084060732	ZPI2	23.10.2021	00:45:21	23.10.2021	
V2	0084060735	ZPI2	23.10.2021	00:44:45	23.10.2021	
V2	0084060736	ZPI2	23.10.2021	00:44:46	23.10.2021	
V2	0084060737	ZPI2	23.10.2021	00:44:48	23.10.2021	
V2	0084060738	ZPI2	23.10.2021	00:44:45	23.10.2021	

« Data extraction date » indicates the last sent of the document thru PPS.

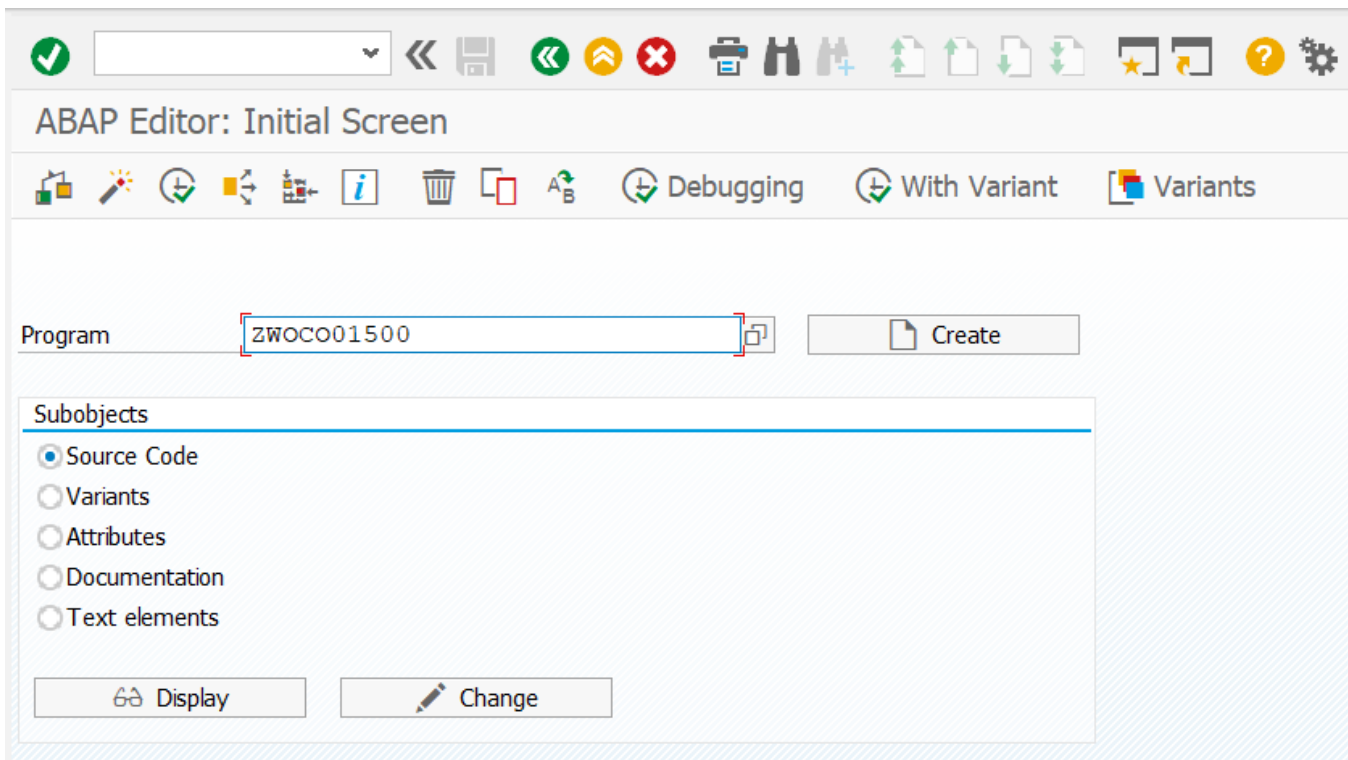
In this example, it means that the invoice has been sent to PPS on 05.05.2012

## 2 - ASKING FOR THE REFRESH OF DOCUMENTS

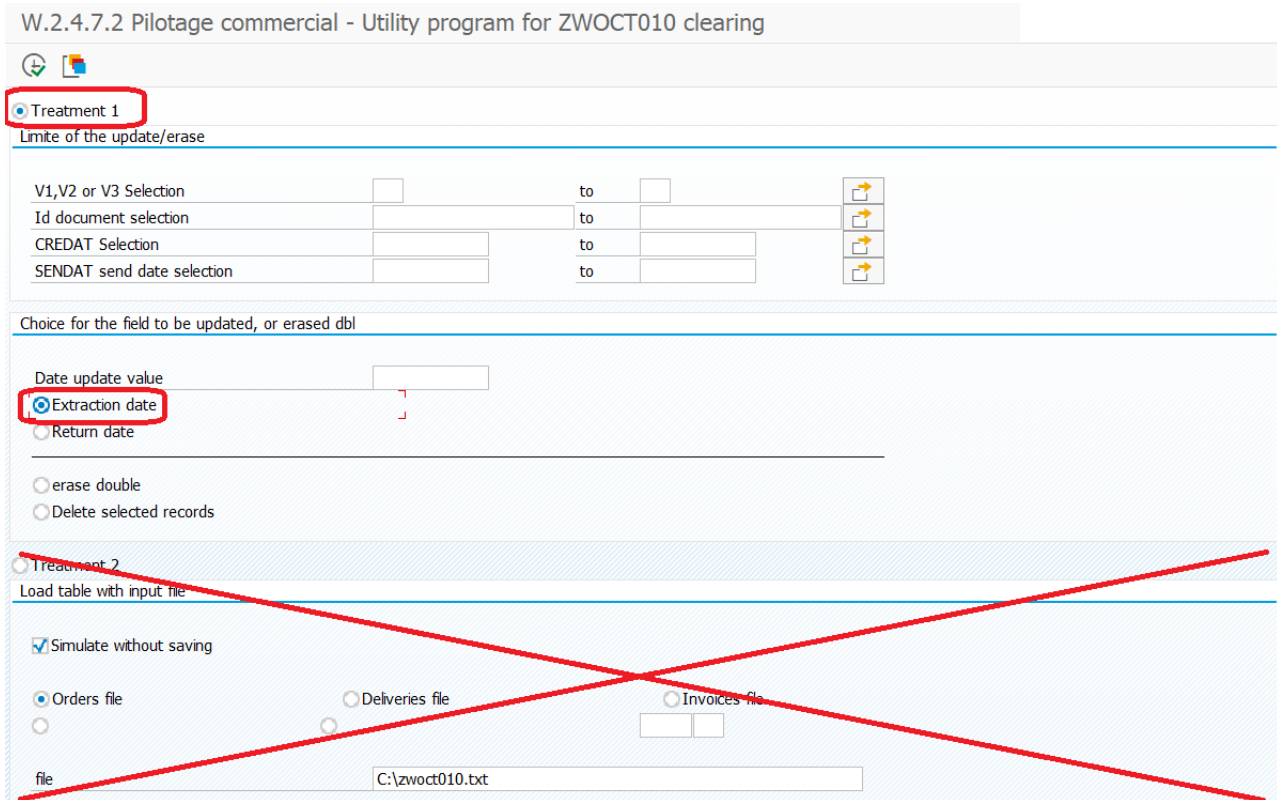
If you ask for the refresh of one document, it's not working like in the RCS extraction job :

	RCS daily extraction job	Refresh asked via <b>ZWOCO01500</b>
ORDER	Extraction of the order + linked schedule	Extraction of the order + linked schedule
DELIVERY	Extraction of the delivery + linked shipments + linked order(s)	Extraction of the delivery only
INVOICE	Extraction of the invoice + linked deliverie(s) + linked order(s)	Extraction of the invoice only
SHIPMENT	Extraction of the shipment	Extraction of the shipment only

### 2.1 SE38 / ZWOCO01500



## 2.2 Refresh of only one document



Choose « **treatment 1** » - **Never use « treatment 2 »** because no controls are done in this extraction.

Mandatory :

V1 to ask the refresh for one ORDER

V2 to ask the refresh for one DELIVERY

V3 to ask the refresh for one INVOICE

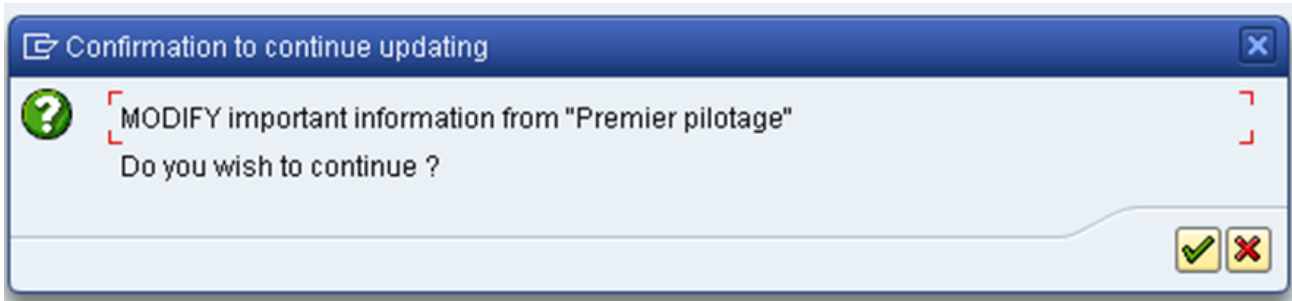
V7 to ask the refresh for one SHIPMENT

EF to ask the refresh for one ORDER 45%

==> Don't forget to flag the « Extraction date » button. Nothing must be populated in « Date update value » field (valeur de MAJ de la date).

==> Don't forget to populate the document number on [10 digits](#), including zeroes in front of it.

You will have the following message :



### W.2.4.7.2 Pilotage commercial - Utility program for ZWOCT010 clearing

RAB ZWOCT010-SENDAT

KAPPL	OBJKY	KSCHL	CREADAT	old SENDAT	RETDAT	new SENDAT
V3	0091440878	ZPI3	04.05.2012	05.05.2012	00.00.0000	00.00.0000

You can see the last date when data was sent to BI4 (in the example : 05.05.2012)

And the RETDAT has been reset to zero ==> it will be taken by the next RCS extraction job.

## 2.3 No result

If the result is like :

### W.2.4.7.2 Pilotage commercial - Utility program for ZWOCT010 clearing

RAB ZWOCT010-SENDAT

KAPPL	OBJKY	KSCHL	CREADAT	old SENDAT	RETDAT	new SENDAT
-------	-------	-------	---------	------------	--------	------------

It means that no document corresponding to your selection is existing in the ZWOCT010 table (and no one can be refreshed). It can be :

- because you have populated the wrong "V1, V2, V3" that do not correspond to the type of document number you have populated in "Id document selection"
- because the document you want to refresh has never been sent to PPS (To refresh one document, one line must exists in the ZWOCT010 table for this document) ==> esk RCS team
- because the document is currently not sent by the interface to PPS (not all RCS orders are sent to PPS ...)



## 2.4 Refresh of a list of documents

Copy in your clip-board a list of document having one document code by line, like following :

0060085785  
0060085870  
0060085870  
0060086561  
0060086609





...

### W.2.4.7.2 Pilotage commercial - Utility program for ZWOCT010 clearing


Treatment 1



Limite of the update/erase

V1,V2 or V3 Selection	<input type="text" value="V3"/>	to	<input type="text"/>	
Id document selection	<input type="text"/>	to	<input type="text"/>	
CREDAT Selection	<input type="text"/>	to	<input type="text"/>	
SENDAT send date selection	<input type="text"/>	to	<input type="text"/>	

NB : you have to take [documents having the same nature](#) : only invoices, or only orders ... i.e., documents having the same "V1, V2, V3 ... selection".

#### Information

 Fill out all required entry fields











 

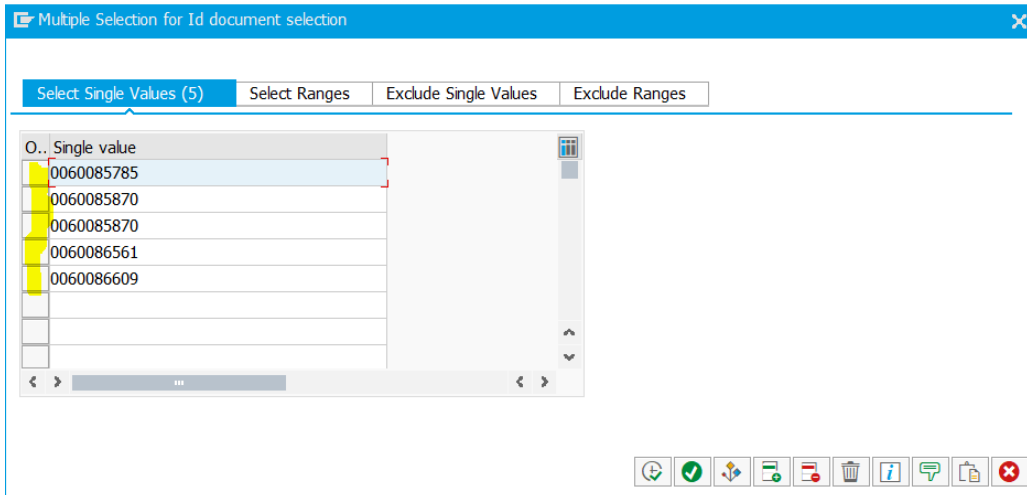
#### Multiple Selection for Id document selection

Select Single Values | Select Ranges | Exclude Single Values | Exclude Ranges

O.. Single value

<input type="text"/>
<input type="text"/>
<input type="text"/>
<input type="text"/>
<input type="text"/>
<input type="text"/>
<input type="text"/>
<input type="text"/>
<input type="text"/>
<input type="text"/>
<input type="text"/>



You can't see the document codes you have passed.

If you have more than 8 lines (nb of lines shown in the screen), you do not see the other lines, but they are well taken in the copy/paste

But in the confirmation message, you can see the list of documents that have been asked for refresh in Pilotages

### **3 - BUILD THE LIST OF DOCUMENTS to be refreshed**

Attached 3 queries to be refreshed to have a list of orders, a list of deliveries, or a list of invoices



List of Orders for BI4 refresh.xlsx



List of Invoices for BI4 refresh.xlsx



List of Deliveries...r BI4 refresh.xlsx



List of shipments... BI4 refresh.xlsx