01-DynaSys Reporting

- General presentation
  - Objective
  - of the application
  - Usage information
  - History
- Roles & Access
  - Roles and access
  - Authorization objects
- Dataflow overview
  - List of DynaSys views used for extraction
- Functional and Technical rules
  - Rules & Explanations
    - IECRA determination (implemented since 13/11/2017)
    - BU (C_DYN_010) / GBU (CPFCTR1_2) determination
    - Sold-to (C_SOLDID) determination
    - Commercial Product (C_PROD) determination
    - Sales Office (C_SAL_OFF) / Sales Document Type (C_DOCTYP2) / Company Code (C_COMPCDE) determination
    - FORECAST ACCURACY - End of Month View (C_FCSTMTH)
    - FORECAST ACCURACY - Concerned Period (C_FCGMTH)
    - DiP-PP - Datafields type & key figures
    - DiP-PP - Shipping Site (Plant) & Receiving Site (Site)
    - DiP-PP - Logsys assignment
    - AERO- Transcodification for BAAN Ship-to
    - AERO- How Program/Market assignement works ?
    - AERO- How conversion to Base Unit or Sales Unit works ?
    - AERO- How the Final Forecast Cost is calculated ?
      - Storage on BW
      - Final Forecast Calculation
      - Exchange Rate
    - CRM Prospect transcodification (18C>11C)
- Dependencies with other applications
- Data loadings
  - Process Chains
  - Loading frequency
  - Average performance
  - Record Keeping
- Reporting
  - Queries End User Documentation
  - Main queries
  - Main functionalities
  - Broadcast
- Maintenance
  - Tips & Tricks
    - Extract of 2019 Gross History as a reference
  - Known bugs
    - Wrong amounts in Local Currency Yen (Currency JPY) - Issue closed
  - Recurring procedure
    - How to request support Interface/Reporting to BW team ? (access, assistance...)
    - FA - Reload a monthly snapshot from flat file
      - Details of manual corrections (2017 - 2024)
    - Reload a monthly snapshot from DynaSys table EXP_FORE_BW
    - Increase/decrease DR upload from DynaSys
    - Increase/decrease DIP/PP upload from DynaSys
    - Add or remove email address in distribution list for DR data availability (All GBU except CM (aero))
    - Add or remove email address in distribution list for DR data availability (GBU CM (aero))
    - Add or remove email address in distribution list for DiP-PP reporting
    - Modify email message for DR data availability sent to users (All GBU except CM (aero))
    - Modify email message for DR data availability sent to users (GBU CM (aero)
    - Modify email message for DIP/PP data availability sent to users
    - Clean Forecast Accuracy for all GBU except CM-AERO (ABAP ZBW_DYN018)
    - Perioding cleaning to limit DSO/Cubes volume
    - MTP - How to change archive month for current year
    - MTP - How to reload a MTP archive
    - Ship-to/Forecast Customer descriptions onshot loading for CM-AERO and BAAN/PE1 cases
  - Main Evolutions (planned or done)
    - Decommissioning of BW query. Done for Demand Review S1.2023

General presentation

Objective

of the application

"DynaSys Reporting" application deals with :

1. extract forecasts & few master information from DynaSys system (DP/DiP-PP modules) using an Hana SDI access on the DynaSys datahub
2. provide Core queries to GBU users to follow their activity
3. provide technical queries to fill external tool like QlikSense, Dataïku, Tableau (via Google Cloud Platform or GCP)

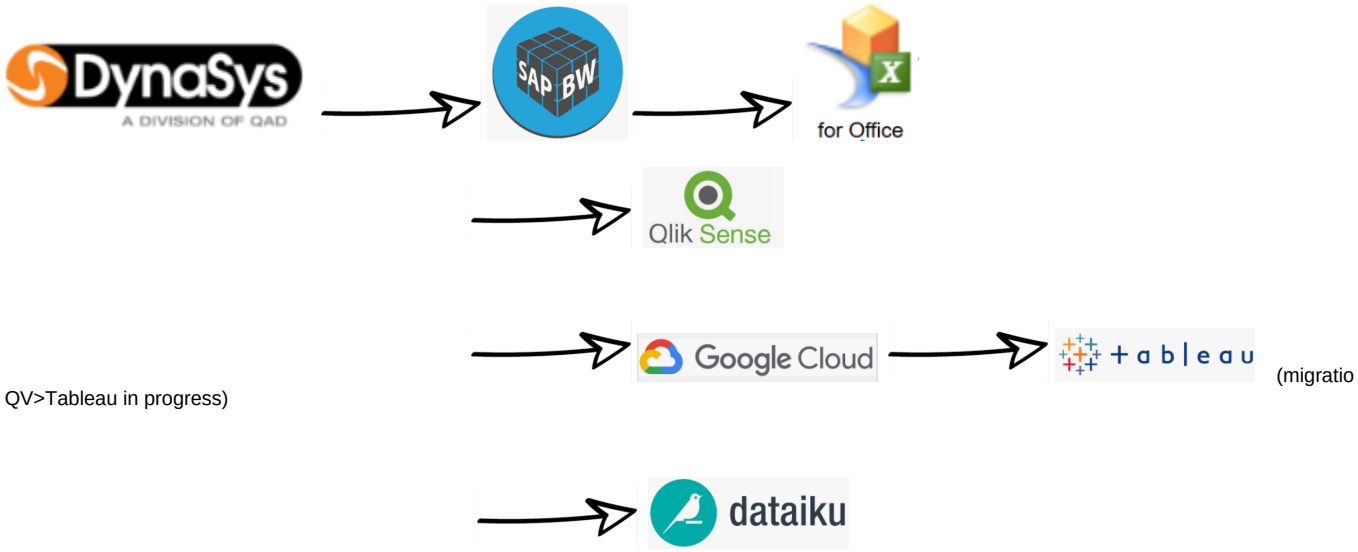

(migration QV>Tableau in progress)

Main contacts are :

Planning & Scheduling	Tech Pool Lead	Alexandre Eliane	
DynaSys Interface	Application Owner	Etienne Ribet	DynaSys.Interface.Team@solvay.com
DynaSys Interface	Interface / Reporting BW	Vendula Sianska	
Demand Planning	Service Owner	Charlotte Bruchet	
Distribution & Production Planning	Service Owner	Ahmadou Niang	
Planning & Scheduling	Run Coordinator	Arnaud Regnault De La Mothe	

Usage information

History

Roles & Access

Roles and access

Role Id	Role Title	Explanation

ZR_RCS_CA_M52	DP - DiP/PP - Dynasys	to access the list of core queries 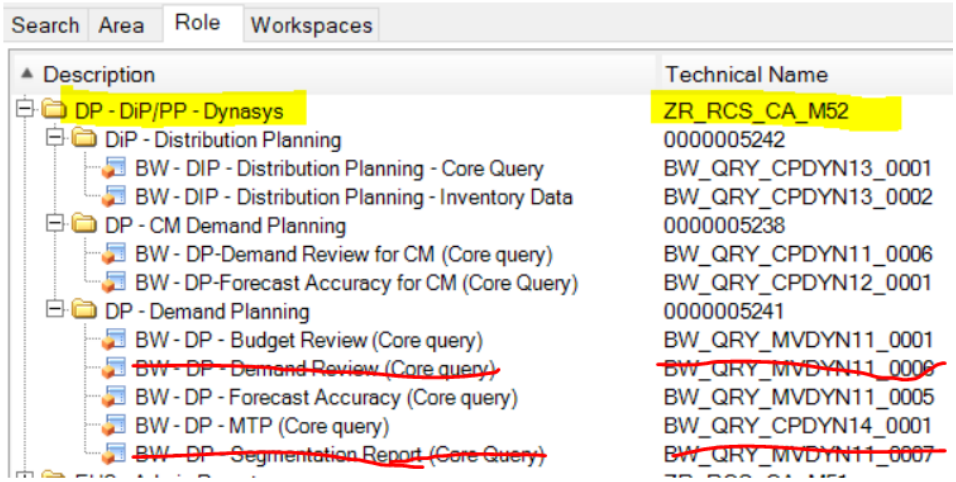 **NB** : Demand Review + Segmentation Report are being decommissioned
ZBI_RCS_DP_A02	Demand Planning - Dynasys	Role utilisateur Dynasys Authorization object **ZBI_DPS** • gives access to Application Area **IA_DPS_DYNASYS** • authorization limited on **GBU (CPFCTR1_2)** (in WBP since 14/03/2017)
ZBI_RCS_DP_A03	Demand Planning - Dynasys Keyuser	Authorization object **ZBI_DPS_K** • gives access to transaction ZMAINT_MATPLANT + ZMAINT_MATVENDOR • gives access to Application Area **IA_DPS_DYNASYS** • authorization limited on **GBU (CPFCTR1_2)** (in WBP since 14/03/2017)

See also file maintained by Authorization team : BW Catalog of Roles / link: https://drive.google.com/file/d/19gsedRH8SCaqIORz4YziPsYuNAFx0q_ElE9uSBBzWQk/view

Authorization objects

Reporting is limited to authorized GBU (Global Business Unit)

Authorization object	Explanation
GBU (CPFCTR1_2)	ZR_*_CA_P05

Dataflow overview

Important : these google slides are the main document to consider for the reporting topic. It has to be updated for any change to facilitate maintenance

List of DynaSys views used for extraction

DynaSys View	MasterData /Transactional	Content	Comments
EXP_DC_BU_BW	MasterData		Not used in Reporting but Interface part
EXP_BW_PLANT_CONS_BW	MasterData	Plant for Consignation list managed in DynaSys	Not used in Reporting but Interface part
EXP_BW_SKU_BW	Transactional from ?	data for E2E VC Dashboard (QlikSense ?)	All GBU
EXP_FORE_DR_BW	Transactional from DP	data for the Budget Review query	All GBU except CM
EXP_FORE_BW	Transactional from DP	data for Forecast Accuracy (including Gross History)	All GBU except CM
EXP_AERO_DR_BW	Transactional from DP	data for Demand Review (including Gross History)	CM (Aero)

EXP_AERO_FA_BW	Transactional from DP	data for Forecast Accuracy (including Gross History)	CM (Aero)
EXP_MTP_BW	Transactional from DP	data for MTP report	All GBU except CM
EXP_DIP_BW_SKU_BW	Transactional from DiP-PP	data for DiP reporting (Datafields without receiving site)	All GBU
EXP_DIP_BW_SKU_SITE_BW	Transactional from DiP-PP	data for DiP reporting (Datafields with receiving site)	All GBU
SYS_TIMESTAMP	System		
EXP_DP_SHIPTO_BW	MasterData		
EXP_DFU_DR_BW	MasterData	Material/Ship-to/DC	
EXP_SHIPTO_DC_SR_MANUAL_BW	MasterData		
EXP_MATSHIPTO_BW	MasterData		
EXP_SF_CRM_BW	MasterData		
EXP_SAP_PROG_BW	MasterData	Program/Market Assignement	CM (Aero)
EXP_MAIN_SPEC_BW	MasterData	Main Spec Assignment	CM (Aero)
EXP_AERO_SKY_BW	MasterData	Skyline by Program/Month	CM (Aero)
EXP_SHIPTO_INFO_BW	MasterData	Ship-to info (RCS~~+BAAN~~)	CM (Aero)
EXP_DIP_BW_MD_SKU_BW	MasterData	DIP/PP specific master data (Shipping/Reciving Site attributes)	All GBU
EXP_MATERIAL_SAP_BW	MasterData		All GBU
EXP_SOP_BW	MasterData		All GBU
EXP_MATERIAL_BW	MasterData		Not used in Reporting but Interface part
EXP_DFU_OTHER_BW	MasterData	Material/Ship-to/DC/Spec	CM (Aero)
~~EXP_MATERIAL_BAAN_BW~~	MasterData	~~BAAN Material info~~ PE1 Material info	CM (Aero) 2020/12/11 Removed, not used anymore 2021/06/24 Used again for AERO Wave 3, one shot to load PE1 material info

Functional and Technical rules

Rules & Explanations

IECRA determination (implemented since 13/11/2017)

RCS notion, IECRA is only determined for RCS records.

1. Retrieve the division (0DIVISION) from material (C_MATNR2)
2. Get IECRA (0G_CWWE01) from masterdata C_CDSA which is distribution channel (0DISTR_CHAN) compounds with division (0DIVISION).

Determination done at Business Level (EndRoutine)

BU (C_DYN_010) / GBU (CPFCTR1_2) determination

Both BU and GBU are determined at Business Level (EndRoutine) by reading mastersdata C_DYN_005 / Material with System Extension.

The link Material / BU is given by DynaSys interface part : DSO DBDYN02.

The link BU/GBU is given by C_SUBACT2 / Sub-Activity 2

BU = ERP Group of activities (C_PFCTR2)

GBU = BFC Global Business Unit (CPFCTR1_2)

Rule for RCS records was changed the 13/11/2017 (**item #58**). BU/GBU is now determined reading IECRA (0G_CWWE01)

Sold-to (C_SOLDID) determination

The Sold-to is determined at Business Level (EndRoutine) by reading mastersdata C_DYN_014 / Ship-to with System Extension.

The link Ship-to / Sold-to is given by DynaSys (table EXP_DP_SHIPTO) and stored daily in masterdata C_DYN_014.

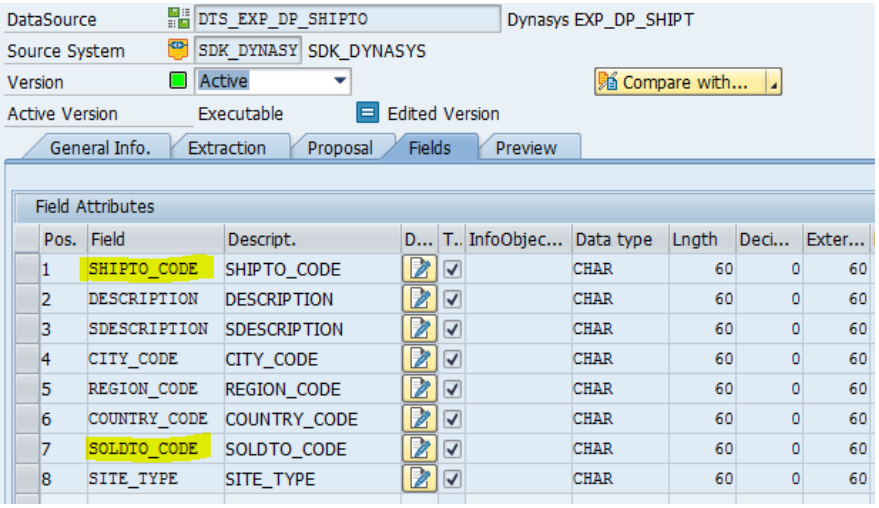

Pos.	Field	Descript.	D...	T..	InfoObjec...	Data type	Lngth	Deci...	Exter...
1	SHIPTO_CODE	SHIPTO_CODE		✓		CHAR	60	0	60
2	DESCRIPTION	DESCRIPTION		✓		CHAR	60	0	60
3	SDESCRIPTION	SDESCRIPTION		✓		CHAR	60	0	60
4	CITY_CODE	CITY_CODE		✓		CHAR	60	0	60
5	REGION_CODE	REGION_CODE		✓		CHAR	60	0	60
6	COUNTRY_CODE	COUNTRY_CODE		✓		CHAR	60	0	60
7	SOLDTO_CODE	SOLDTO_CODE		✓		CHAR	60	0	60
8	SITE_TYPE	SITE_TYPE		✓		CHAR	60	0	60

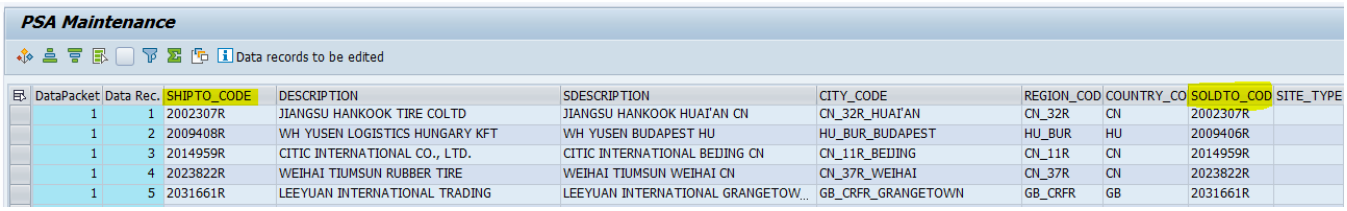

DataPacket	Data Rec.	SHIPTO_CODE	DESCRIPTION	SDESCRIPTION	CITY_CODE	REGION_COD	COUNTRY_CO	SOLDTO_COD	SITE_TYPE
1	1	2002307R	JIANGSU HANKOOK TIRE COLTD	JIANGSU HANKOOK HUAI'AN CN	CN_32R_HUAI'AN	CN_32R	CN	2002307R	
1	2	2009408R	WH YUSEN LOGISTICS HUNGARY KFT	WH YUSEN BUDAPEST HU	HU_BUR_BUDAPEST	HU_BUR	HU	2009406R	
1	3	2014959R	CITIC INTERNATIONAL CO., LTD.	CITIC INTERNATIONAL BEIJING CN	CN_11R_BEIJING	CN_11R	CN	2014959R	
1	4	2023822R	WEIHAI TIUMSUN RUBBER TIRE	WEIHAI TIUMSUN WEIHAI CN	CN_37R_WEIHAI	CN_37R	CN	2023822R	
1	5	2031661R	LEEYUAN INTERNATIONAL TRADING	LEEYUAN INTERNATIONAL GRANGETOW...	GB_CRFR_GRANGETOWN	GB_CRFR	GB	2031661R	

Commercial Product (C_PROD) determination

The commercial product is needed to be able to use attributs of masterdata C_GBR14 / GBR: Customer end-use Mat Grp (Ship-to)

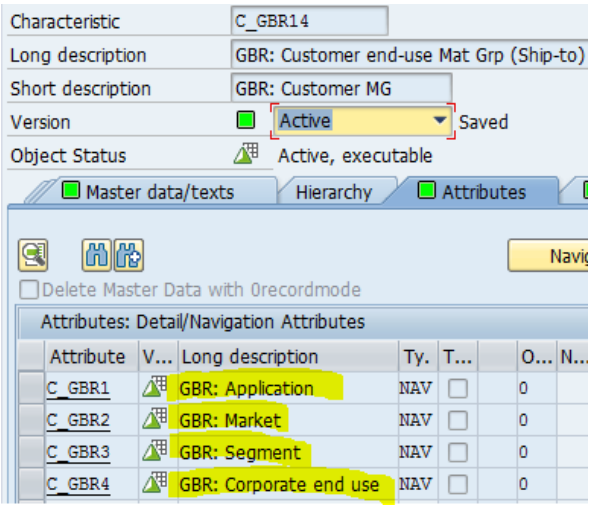

Attribute	V...	Long description	Ty.	T...	O...	N...
C_GBR1		GBR: Application	NAV		0	
C_GBR2		GBR: Market	NAV		0	
C_GBR3		GBR: Segment	NAV		0	
C_GBR4		GBR: Corporate end use	NAV		0	

The commercial product is determined by reading masterdata C_MATNR2 / Material

Sales Office (C_SAL_OFF) / Sales Document Type (C_DOCTYP2) / Company Code (C_COMPCDE) deter mination

Sales Office, Sales Document Type, Company code c an not be determined for DynaSys, they are set by constant DYN because axis are needed in reporting Sales Follow-up.

Caution Sales Office is autorization relevant for Sales Reporting (Obas, Global Sales), it has been added in Application role, auhorization object ZBI_SD

Company Code also, it will be added (item #39)

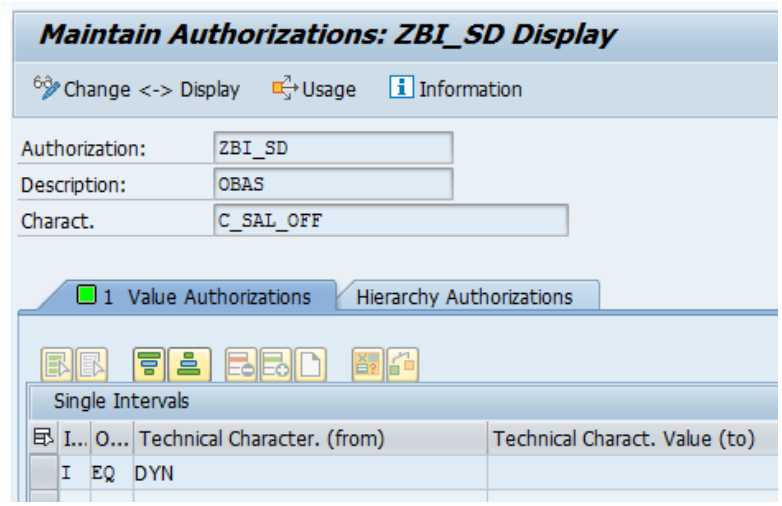

FORECAST ACCURACY - End of Month View (C_FCSTMTH)

For daily dynamic flow, it corresponds to current month/year

For snapshot flow, it corresponds to previous month of the snapshot

date of the SnapShot	**End of Month View** (C_FCSTMTH)
6th of May 2018	04.2018
6th of May 2018	11.2018

In case of a manual reload the value can be changed by using Global Filter

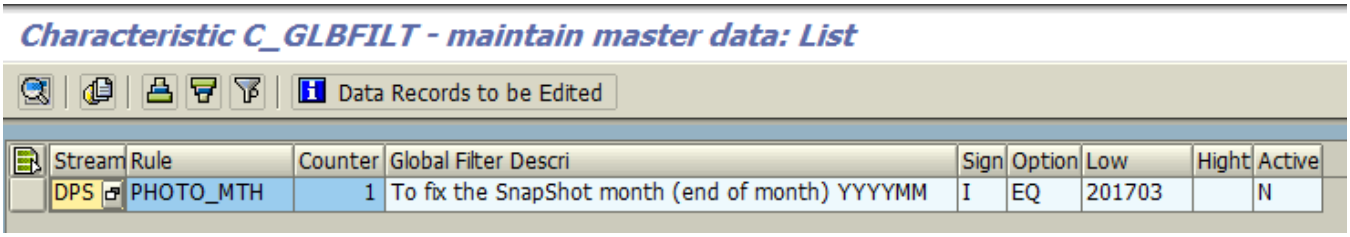

FORECAST ACCURACY - Concerned Period (C_FCGMTH)

For daily dynamic flow, it is set with 'M' (mean view of the month 0CALMONTH

For snapshot flow, it is calculated :

1) If period (0CALMONTH) = end of month view (C_FCSTMTH) => Concerned Period (C_FCGMTH) is set to 'M' means value of the month

2) If period (0CALMONTH) < end of month view (C_FCSTMTH) => Concerned Period (C_FCGMTH) is set to 'N/A' means Not Applicable, SnapShot done after period

3) If period (0CALMONTH) > end of month view (C_FCSTMTH) =>

a) compute NB Month = (period (0CALMONTH) - end of month view (C_FCSTMTH)) - 1

b) if NB Month between -999 and -1 => concatenate 'M' with NB Month into Concerned Period (C_FCGMTH)

else Concerned Period (C_FCGMTH) is set to 'N/A'

Caution : Concern period M-1 does not exists.

Concern period M for Forecast is considered as M-1 in BW queries.

Examples:

date of the SnapShot	End of Month View (C_FCSTMTH)	Calendar Year/Month (0CALMONTH)	Concerned Period (Flag) (C_FLGMTH)
6th of August 2017	07.2017	07.2017	M
6th of August 2017	07.2017	08.2017	M-2
6th of August 2017	07.2017	02.2019	M-20
6th of August 2017	07.2017	08.2016	N/A

DiP-PP - Datafields type & key figures

For the DiP reporting we use only two key figures :

- K_DYN_022 : Amount in €
- K_DYN_021 : Quantity in KG

The quantity or the amount is assigned to a specific Kpi determined by the field DataField Type (C_DATATYP).

In BW we've created one restricted key figure per Datafield type.

The list of the different Datafields loaded from Dynasys and their respective RKF is available here.

To know if the Datafield type is a quantity (assignment of the value to K_DYN_021) or an amount (assignment of the value to K_DYN_021), we're using Global filters entries.

Stream : DPS
Rule : DIP_KF_VAL

In this rule, we've listed the Datafield type expressed in value (amount).

Table Content /BIC/PC_GLBFILT: 4 of 4

/BIC/C_STREAM	/BIC/C_RULE	/BIC/C_GLBFILT	OBJVERS	CHANGED	/BIC/C_DESC	/BIC/C_SIGN	/BIC/C_OPTION	/BIC/C_LOW	/BIC/C_HIGH	/BIC/C_ACTIVE
DPS	DIP_KF_VAL	001	A		Datafield type is an amount key figure	I	EQ	PROJECTED_INVENTORY		Y
DPS	DIP_KF_VAL	002	A		Datafield type is an amount key figure	I	EQ	UNIT_PURCH_EURO		Y
DPS	DIP_KF_VAL	003	A		Datafield type is an amount key figure	I	EQ	PRICE_ADVISOR_IMPACT		Y
DPS	DIP_KF_VAL	004	A		Datafield type is an amount key figure	I	EQ	STD_COST_SAP		Y

This Global filter variables are used in t**he transformation between AADPDY06 & APDPDY07** to make the assignment.

Some datafield types are also defined in hours on Dynasys. There is no changes on the value but only on the unit. All datafields defined with the "H" unit are listed in the global filter rule : **DIP_KF_HR**

Data Browser: Table /BIC/PC_GLBFILT Select Entries 3

Table: /BIC/PC_GLBFILT

Stream	Rule	Counter	V	Change flag (I inserted / D deleted)	Global Filter Descri	Sign	Option	Low	Hight	Active
DPS	DIP_KF_HR	001	A		Datafield type expressed in H	I	EQ	AVAILABLE_CAPA		Y
DPS	DIP_KF_HR	002	A		Datafield type expressed in H	I	EQ	PROD_PLANNED_HR		Y
DPS	DIP_KF_HR	003	A		Datafield type expressed in H	I	EQ	PROD_CAPA_HR		Y

In this case the unit assigned to the key Figure will be "H" (hour) . This assignment is done in the end routine of the transformation between AADPDY06 & APDPDY07.

DiP-PP - Shipping Site (Plant) & Receiving Site (Site)

Transactional data :

For the DiP reporting, some datafields are defined with only a Shipping site and some with also a Receiving site.

Datafields source :

- view **EXP_DIP_BW_SKU_BW** for datafields type without receiving type
- view **EXP_DIP_BW_SKU_SITE_**BW for datafields type with a receiving type

Following the cases, Shipping site and Receiving site can be :

1. A site (plant)
2. A ShipTo (customer)

The assignment is done in the propagation Layer :

- AADPDY06 -> APDPDY07 :
  - **Shipping site** : SHIPPINGSITE_COD => **C_DYN_068**
- AADPDY07 -> APDPDY08 :
  - **Shipping site** : SHIPPINGSITE_COD => **C_DYN_068**
  - **Receiving site** : RECEIVINGSITE_CO => **C_DYN_025**

Master data :

Somes attributes associated to Shipping and Receiving site are send by Dynasys tool with the datasource **DTS_CV_EXP_DIP_BW_MD_SKU_BW** based on the Dynasys view **EXP_DIP_BW_MD_SKU_BW.**

The content of the view is stored in the master data **C_DYN_074 (Shipping site).**

There is also another master data **C_DYN_084 (Receiving site) which is in reference of C_DYN_074**

To determine if a Shipping (receiving) Site is a plant or a ship-to, we'll use the attribute "TYPE_OF_SITE" C_DYN_078.

IF TYPE_OF_SITE = SHIPTO => Shipping or receiving site is a ShipTo code

ELSE => Shipping site or receiving site is a Plant code

This test is used in the calculation view CV_DY_DIP_REPORTING to catch attributes from C_PLANT or C_SHIPTO master data following the record :

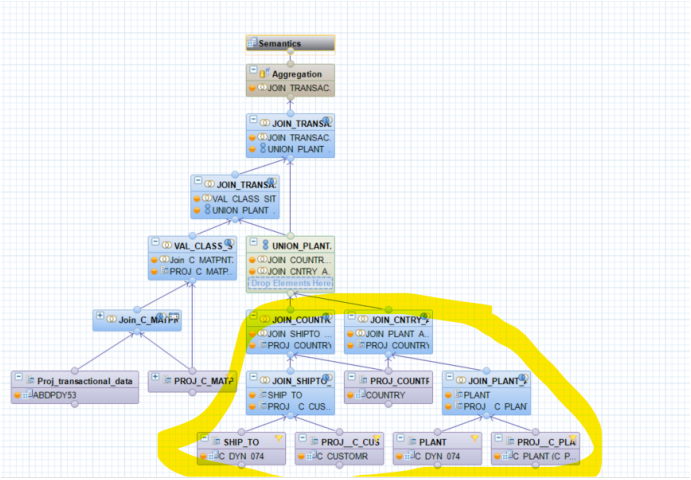

It is also used to know where the description have to be loaded.

IF it's a shipTo, the description is loaded from C_CUSTID.

If it's a plant, the description is loaded from C_PLANT.

The check is done in the transformation between the different master data :

- C_PLANT => C_DYN_074 (Shipping Site description if it's a plant)
- C_SHIPTO => C_DYN_074 (Shipping Site description if it's a shipTo)
- C_PLANT => C_DYN_084 (Receiving Site description if it's a plant)
- C_SHIPTO => C_DYN_084 (Receiving Site description if it's a shipTO)

BW objects assignments are described in details here.

There is another specific master data **C_DYN_071** (material /plant) that is loaded from the ADSO **APDPDY06** (view EXP_DIP_BW_SKU_BW).

A filter at the DTP level load only these datafields in the master data :

- PRICE_ADVISOR => C_DYN_080
- PRICE_ADVISOR_IMPACT => C_DYN_081
- SHSRLT => C_DYN_072
- STD_COST_SAP =>C_DYN_082

Assignment between transactional and master data :

The assignment is done in the calculation view in the projection of the ADSO ABDPDY53 :

- C_DYN_074 (master data Shipping Site) = **C_DYN_068** (Transactional data)
- C_DYN_084 (master data Receiving Site) = **C_DYN_025** (Transactional data)

DiP-PP - Logsys assignment

The assignment of LOGSYS field is done on BW between acquisition and propagation layer reading by default the extension of the material code send by Dynasys.
=> See the end routine of the transformation between ADSO AADPDY06 ADSO APDPDY07

But for some Datafields type, **there is no Material code**, we must use and read the extension of **Shipping site code** send by Dynasys to determine the LOGSYS
Datafields coming from the view **SKU_MAIN_SITE** always have a Material Code assigned.
See below the list of Datafields type **without Material code** :

AVAILABLE_CAPA
BALANCE
BALANCE_CUMUL
CAPA_USED_BY_PLAN
LOAD
PROD_REQ_BY_RESOURCE

In the end routine, we are using a Global filter entry with the list of these datafield type to determine if we are usgin the material or the shipping code to determine the logsys :

Stream : DPS
Rule : DIP_LOGSYS

Table Content /BIC/PC_GLBFILT: 6 of 6

/BIC/C_STREA...	/BIC/C_RULE	/BIC/C_GLBFI...	OBJVERS	CHANG...	/BIC/C_DESC	/BIC/C_SI...	/BIC/C_OPTION	/BIC/C_LOW	/BIC/C_HIGH	/BIC/C_ACTIVE
DPS	DIP_LOGSYS	001	A		Use the shipping code to determine t...	I	EQ	AVAILABLE_CAPA		Y
DPS	DIP_LOGSYS	002	A		Use the shipping code to determine t...	I	EQ	BALANCE		Y
DPS	DIP_LOGSYS	003	A		Use the shipping code to determine t...	I	EQ	BALANCE_CUMUL		Y
DPS	DIP_LOGSYS	004	A		Use the shipping code to determine t...	I	EQ	CAPA_USED_BY_PLAN		Y
DPS	DIP_LOGSYS	005	A		Use the shipping code to determine t...	I	EQ	LOAD		Y
DPS	DIP_LOGSYS	006	A		Use the shipping code to determine t...	I	EQ	PROD_REQ_BY_RESOURCE		Y

AERO- Transcodification for BAAN Ship-to

Ship-to BAAN are longer than SAP Ship-to (10 characters). For technical reason and to fit into the 10 character SAP Ship-to, a transcodification has been handle on DynaSys side.

BW receives directly result of the transcodification, and consider it as the Ship-to.

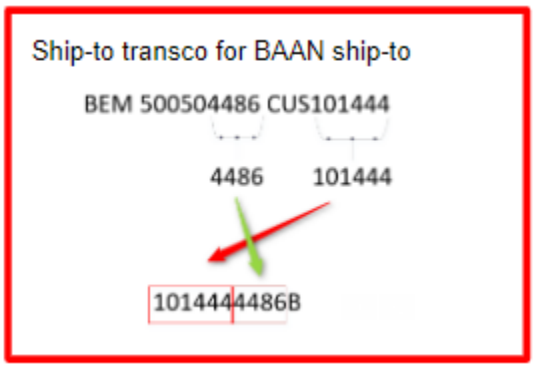

BEM xxxx CUS xxx can be found in masterdata C_DYN_024

Data Browser: Table /BIC/PC_DYN_024 Select Entries 1

Source Syste...	Ship-to (incl.Prosp)	V	Change flag (I inserted / D deleted)	Location	Country	Flag Prospect	Region	BAAN Short Name
BAAN	00000000001014444486	A		ST. LOUIS	US		MO	BEM 500504486 CUS101444

AERO- How Program/Market assignement works ?

Always refer to Dataflow for a better understanding => DynaSys Reporting Dataflow

1) Program/Market assignment is managed in DynaSys. at Material/Ship-to/Distribution Channel/Main spec/Month level

2) assignments are uploaded into BW daily from monday to friday at 10.15pm from DynaSys view EXP_SAP_PROG_BW

NB : on BW a rule put value DUMMY if assignement is provided from DynaSys without program or if the sum of percentages are different from 100%.

Data Browser: Table /BIC/AAPDPDY012 Select Entries 3

Source Syste	Material with System Extension	Customer with System Extensi	Distribution Channel with System Exte	Main Specification ID	Aero-Progra	R	Program text	Aero-Market	Market Text	Program Percentage	Strategic Flag	Active Flag	Aero-Market Gro
SDK_DYNASY	12550008B	1007100639B	0BR	00015452	00000004	N	737 FAMILY	00004	Boeing Com	0,320		X	Boeing Commerc
SDK_DYNASY	12550008B	1007100639B	0BR	00015452	00000011	N	787 FAMILY	00004	Boeing Com	0,650		X	Boeing Commerc
SDK_DYNASY	12550008B	1007100639B	0BR	00015452	00000014	N	767	00004	Boeing Com	0,030		X	Boeing Commerc

100 %

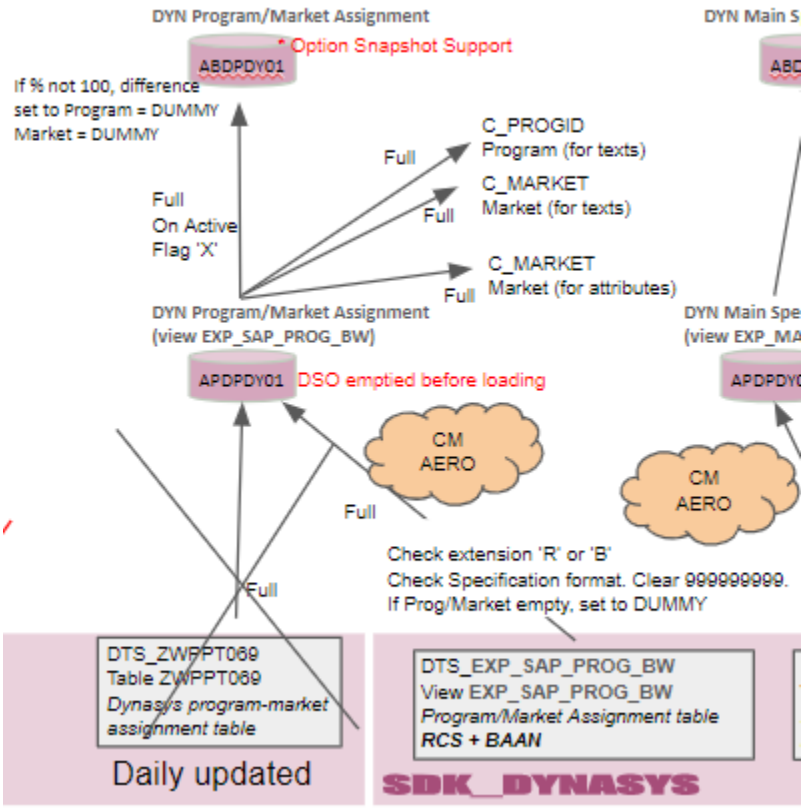

AERO- How conversion to Base Unit or Sales Unit works ?

BAAN quantities are provided in Sales Unit (SU).

As this point was discoverd late during the project, and as BW model is mostly designed to collect only quantities in KG, BAAN quantities are stored in KG keyfigures.

So keep in mind, **the unit is Not the correct one for all KG keyfigures**

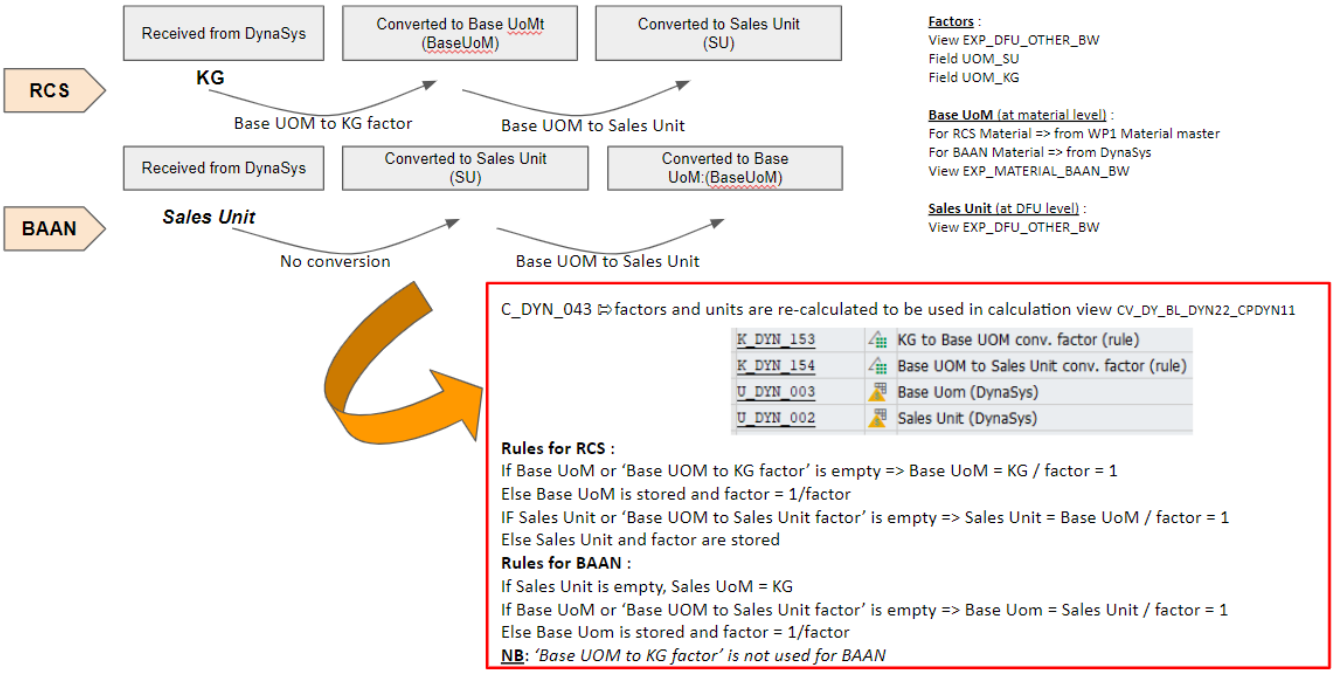

AERO- How the Final Forecast Cost is calculated ?

The Final Forecast Cost is a key figure available in the report :

					Final Forecast (BaseUoM)	Final Forecast Cost
Source System	**Material**		**Forecast Customer**		M	$
WP1 Client 400	160704	985-1-45%-G120-105-1000	2072654	SALVER SPA	485	1 116,450
			2073269	LEONARDO SPA	5 101	12 185,540
			2079914	AVIOCOST SPA	134	307,870
			Result		**5 720**	**13 609,860**

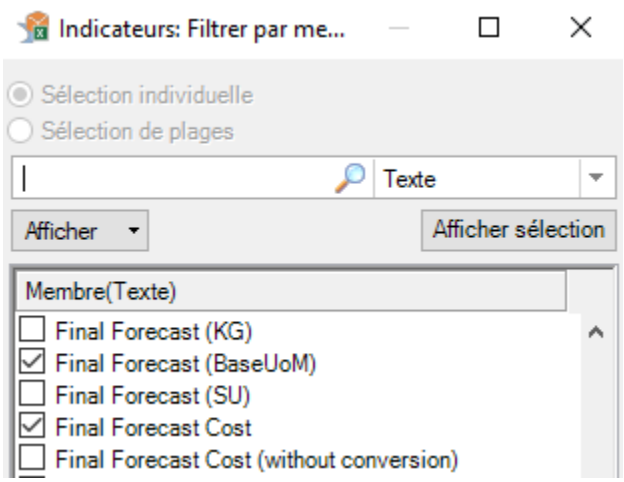

We also have 3 characteristics available and associated to these key figures :

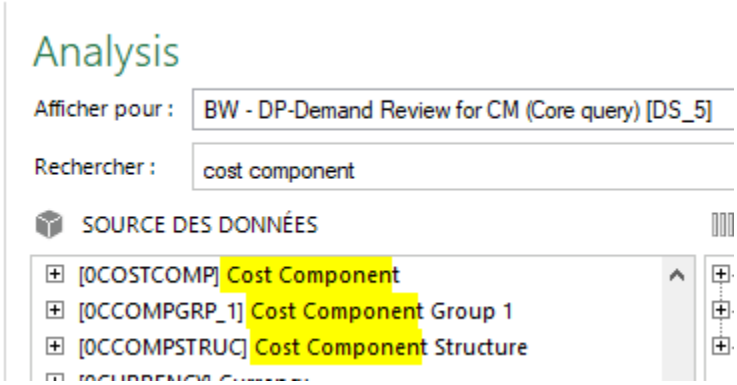

Storage on BW

The material cost are loaded at the beginning of every month in the cube **CUB_PCP01.**

it means the **product cost is depending of the month,** each month we can have the same value or a different one.

in SAP, we can check the cost in MM03 => Sheet : Costing 2.

Example : Material 160704 / Plant : 8350

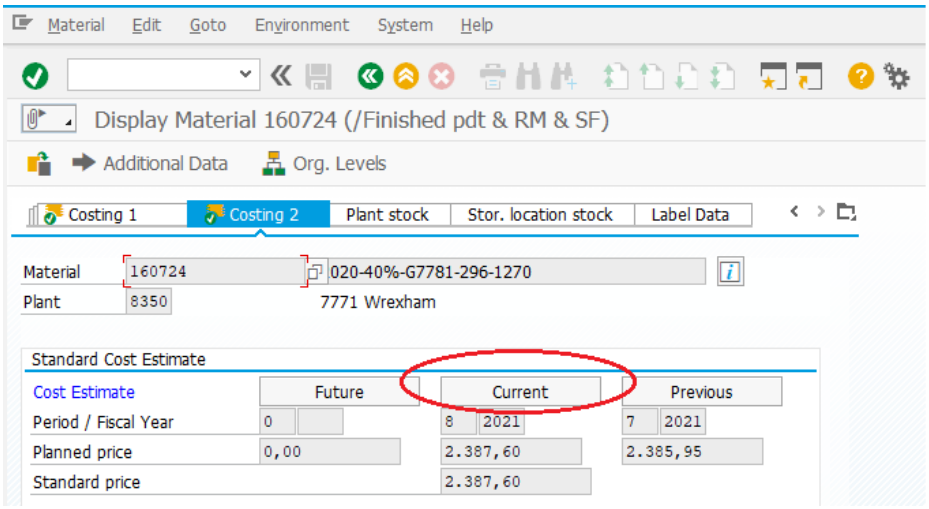

=>

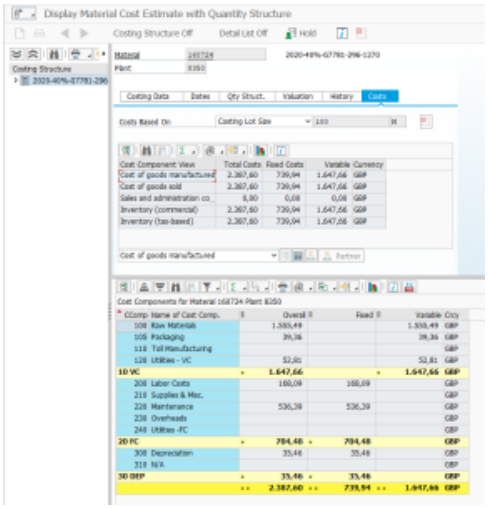

On the BW Dynasys application, we load these same costs and stored them in the ADSO **APDPDY05.**

Data Browser: Table /BIC/AAPDPDY052 Select Entries 259

Source System	Material	Plant	Fiscal year / period	Fiscal year variant	Cost Component	Cost Component Structure	R	Cost Curren...	Posting period	Fiscal year	Unit Cost	Lot Size	Unit of measure	Fixed amount	Variable amount	Currency key	Cost Co...	Calendar Year/Month
WP1_400	000000000000160704	8350	2021007	K4	100	Z1		GBP	007	2021	5,92	350	M	0,00	2.071,94	GBP	10	202107
WP1_400	000000000000160704	8350	2021007	K4	105	Z1		GBP	007	2021	0,32	350	M	0,00	110,55	GBP	10	202107
WP1_400	000000000000160704	8350	2021007	K4	120	Z1		GBP	007	2021	0,17	350	M	0,00	60,70	GBP	10	202107
WP1_400	000000000000160704	8350	2021007	K4	200	Z1		GBP	007	2021	0,86	350	M	300,81	0,00	GBP	20	202107
WP1_400	000000000000160704	8350	2021007	K4	220	Z1		GBP	007	2021	2,47	350	M	863,58	0,00	GBP	20	202107
WP1_400	000000000000160704	8350	2021007	K4	300	Z1		GBP	007	2021	0,16	350	M	54,28	0,00	GBP	30	202107
WP1_400	000000000000160704	8350	2021008	K4	100	Z1	N	GBP	008	2021	5,92	350	M	0,00	2.071,94	GBP	10	202108
WP1_400	000000000000160704	8350	2021008	K4	105	Z1	N	GBP	008	2021	0,32	350	M	0,00	110,55	GBP		202108
WP1_400	000000000000160704	8350	2021008	K4	120	Z1	N	GBP	008	2021	0,17	350	M	0,00	60,70	GBP	10	202108
WP1_400	000000000000160704	8350	2021008	K4	200	Z1	N	GBP	008	2021	0,86	350	M	300,81	0,00	GBP	20	202108
WP1_400	000000000000160704	8350	2021008	K4	220	Z1	N	GBP	008	2021	2,47	350	M	863,58	0,00	GBP	20	202108
WP1_400	000000000000160704	8350	2021008	K4	300	Z1	N	GBP	008	2021	0,16	350	M	54,28	0,00	GBP	30	202108

The ADSO is used in the calculation view **CV_DY_BL_DYN22_CPDYN11 :**

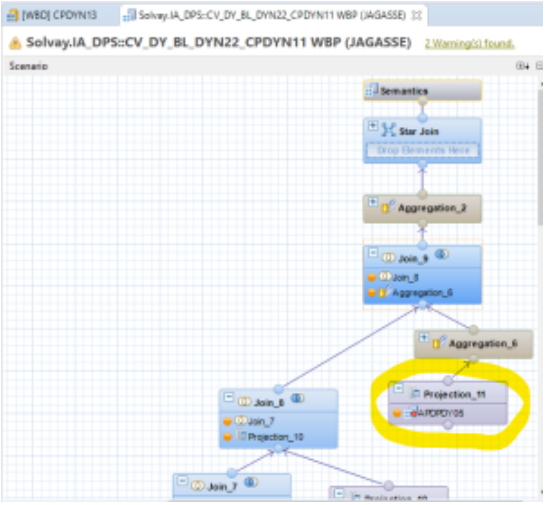

Final Forecast Calculation

The Final Forecast Cost amount is calculated like below :

FF Cost = Final Forecast (BaseUoM) * Product Cost

The FF Cost is calculated for each month in the past and **also in the future.**

As the product cost is not existing for the month in the future, we have copied the cost of the current month to the other month in the future.

Example : We are on August 2021, the lastest Cost value available is the cost of August 2021. T**hey are are copied until the end of Current Year + 2** (rule defined with business)

Each month, **the product costs in the future are re-calculated** based on the latest cost values loaded and available.

We also apply the latest product cost to the **previous month of the same year.**

Example 1 : We are on August 2021, the lastest Cost value available is the cost of August 2021. Cost Values are copied on January 2021, February 2021 etc...

Example 2 : We are in January 2022, the cost values of december 2021 will not be updated with the cost values of january 2022.
We keep the last version of cost for december 2021 and copy them in all the months of the year 2021.

On BW, it's done in the transformation of ADSO APDPDY05 on itself.

The calculation of the FF Cost is done at the calcualtion view level because we need Final Forecast (BaseUoM) quantities :

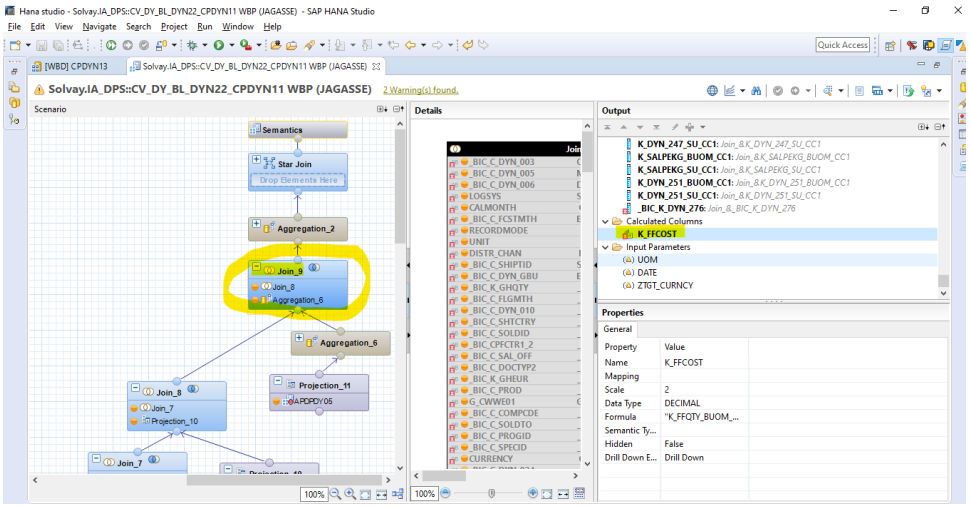

Exchange Rate

As the product cost are defined in the local currency, we have given the possibility to convert in a target currency (USD in our case) at the Query level :

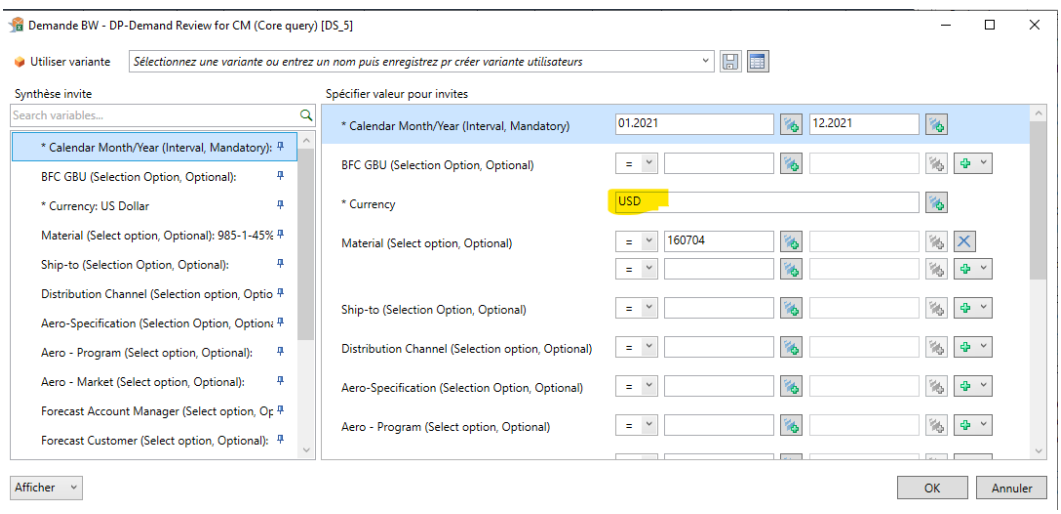

We are using the same exchange rate for the amount measures in the report => CAR4.

Please find below a summary of the FF Cost calculation based on the previous rules exposed.

Example : Vision of August 2021, if we run the report for year 2021

Month	FF Cost calculation
January	Final Forecast Cost = **August** product cost x **January** currency exchange rate *(to USD)* x **January** Final Forecast (BaseUoM)
February	Final Forecast Cost = **August** product cost x **February** currency exchange rate *(to USD)* x **February** Final Forecast (BaseUoM)
March	Final Forecast Cost = **August** product cost x **March** currency exchange rate *(to USD)* x **March** Final Forecast (BaseUoM)
April	Final Forecast Cost = **August** product cost x **April** currency exchange rate *(to USD)* x **April** Final Forecast (BaseUoM)
May	Final Forecast Cost = **August** product cost x **May** currency exchange rate *(to USD)* x **May** Final Forecast (BaseUoM)
June	Final Forecast Cost = **August** product cost x **June** currency exchange rate *(to USD)* x **June** Final Forecast (BaseUoM)
July	Final Forecast Cost = **August** product cost x **July** currency exchange rate *(to USD)* x **July** Final Forecast (BaseUoM)
August	Final Forecast Cost = **August** product cost x **August** currency exchange rate *(to USD)* x **August** Final Forecast (BaseUoM)
September	Final Forecast Cost = **August** product cost x **August** currency exchange rate *(to USD)* x **September** Final Forecast (BaseUoM)

October	Final Forecast Cost = **August** product cost x **August** currency exchange rate *(to USD)* x **October** Final Forecast (BaseUoM)
November	Final Forecast Cost = **August** product cost x **August** currency exchange rate *(to USD)* x **November** Final Forecast (BaseUoM)
December	Final Forecast Cost = **August** product cost x **August** currency exchange rate *(to USD)* x **December** Final Forecast (BaseUoM)

CRM Prospect transcodification (18C>11C)

Prospects were not part of initial DynaSys project, so Ship-to lenght has been based on SAP Ship-to, 10 characters (11 characters to add extension B or R).

In reality CRM Prospect are defined in CRM on 18 characters (contact on CRM side josiane.peytraud@solvay.com)

A transcodification on 11 characters has been put un place on BW site to fit BW object defined on 11 characters.

Class ZBW_DPS_DYNASYS_UTILS => method GET_PROSPECT_TRANSCODED

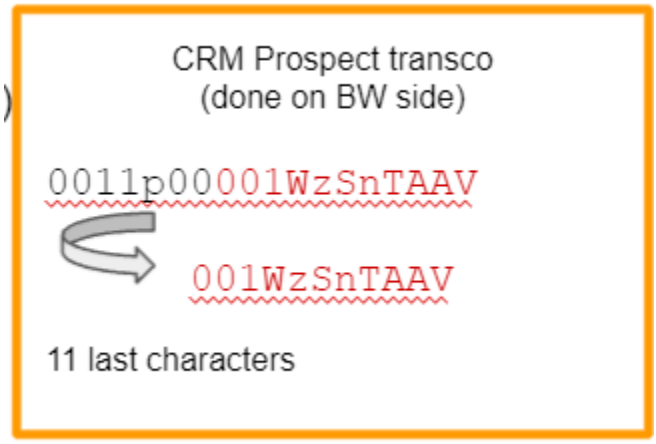

* Some explanation from CRM team about CRM Prospect Code
* Positions 1,2,3 = type of object or table.For prospect, value is always 001
* Positions 4,5 = organisation, value is currently 24 or 1p for CRM Core
* Position 6 = reserved for SalesForce
* Position 7 to 15 = counter but sensible to upper/lower case
* Position 16,17,18 = important for unicity if upper/lower case is not kept

CRM Prospect Code is on 18 characters, has to be cut to fit 11 characters
Ex= 0011p00001WzSnTAAV => 001WZSNTAAV

Dependencies with other applications

Data loadings

Process Chains

Process Chain	Code	Type	Frequency	Comments

<table>
<tr>
<td>DPS Dynasys: META - M - 6.Reporting DynaSys (Snapshots)</td>
<td>PC_DPS_DYNASYS_09</td>
<td>MAIN</td>
<td>• Monthly, the 6th of the month at 6am
• Whole chain last around 10 minutes (07/10/2016)</td>
<td>Based on Table EXP_FORE (daily update, by 1.45am even if BW loading is monthly)

The SnapShot month (End of Month View/C_FCSTMTH) is automatically set to previous month.

Global filter variable (C_GLBFILT) DPS/PHOTO_MTH can be used to fix another SnapShot month.

<u>Caution</u> : do not launch this chain several times a month without cleaning previous loadings

<u>Info</u> : started at 3am changed to 6am on DynaSys Team request (07/07/2017). EXP_FORE was not ready at 3am due to longer treatments on DynaSys side</td>
</tr>
<tr>
<td>DPS Dynasys: META - D - 6. Reporting DynaSys (Dynamic KPIs)</td>
<td>PC_DPS_DYNASYS_15</td>
<td>MAIN</td>
<td>• 4 times a day
• Whole chain last arount 30 to 45 minutes (06/08/2020)</td>
<td>Based on Table EXP_FORE_DR

<u>05/01/2017</u>: On DynaSys side, the treatment which prepares table EXP_FORE_DR takes more time, and now finishes around 2.45 (previously 1.45) => BW chain starter changed 2.30 am => 3.00 am

<u>23/01/2017</u>: The chain is planned hourly (with Calendar 14), but the loading will apply only for following time intervals (Decision Block)

<u>21/02/2017</u>: Run of 3 am has been cancelled because the DynaSys table was frequently empty when BW was collecting the data

<u>31/10/2017</u>: Still 4 runs a day, but whole loading will be done ONLY is DynaSys table EXP_FORE_DR has been updated (timestamps in table SYS_TIMESTAMP)

<u>08/01/2018</u>: 4 runs a day. Run of 10am has been changed to 7am

Data Browser: Table /BIC/PC_GLBFILT Select Entries 9

<table>
<tr><th>/BIC/C_STREA</th><th>/BIC/C_RULE</th><th>/BIC/C_GLBFILT</th><th>OBJVE</th><th>CHANGED</th><th>/BIC/C_DESC</th><th>/BIC/C_SIGN</th><th>/BIC/C_OPTIO</th><th>/BIC/C_LOW</th><th>/BIC/C_HIG</th><th>/BIC/C_ACTIVE</th></tr>
<tr><td>DPS</td><td>PCH_DYN15</td><td>002</td><td>A</td><td></td><td>PC_DPS_DYNASYS_15 => 2nd load (HHMMSS)</td><td>I</td><td>BT</td><td>070000</td><td>071500</td><td>Y</td></tr>
<tr><td>DPS</td><td>PCH_DYN15</td><td>003</td><td>A</td><td></td><td>PC_DPS_DYNASYS_15 => 3rd load (HHMMSS)</td><td>I</td><td>BT</td><td>140000</td><td>141500</td><td>Y</td></tr>
<tr><td>DPS</td><td>PCH_DYN15</td><td>004</td><td>A</td><td></td><td>PC_DPS_DYNASYS_15 => 4th load (HHMMSS)</td><td>I</td><td>BT</td><td>180000</td><td>181500</td><td>Y</td></tr>
<tr><td>DPS</td><td>PCH_DYN15</td><td>005</td><td>A</td><td></td><td>PC_DPS_DYNASYS_15 => 5th load (HHMMSS)</td><td>I</td><td>BT</td><td>230000</td><td>231500</td><td>Y</td></tr>
</table>

<u>Decision block explanation</u> :

Block 1

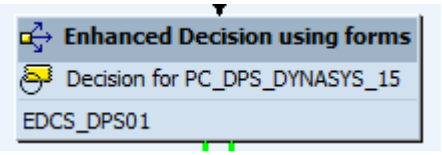

1) Check if Decision Block has to be bypassed

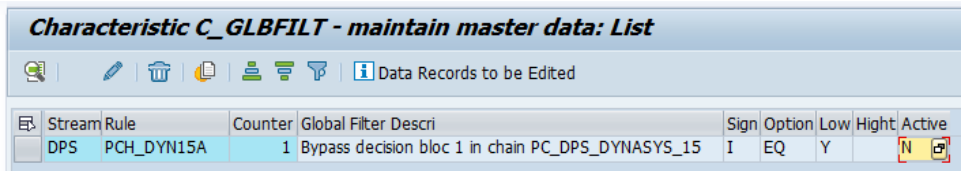

<table>
<tr><th>Stream</th><th>Rule</th><th>Counter</th><th>Global Filter Descri</th><th>Sign</th><th>Option</th><th>Low</th><th>Hight</th><th>Active</th></tr>
<tr><td>DPS</td><td>PCH_DYN15A</td><td>1</td><td>Bypass decision bloc 1 in chain PC_DPS_DYNASYS_15</td><td>I</td><td>EQ</td><td>Y</td><td></td><td>N</td></tr>
</table>

Variable can be activated If chain has to be forced to run

2) Else get loading times

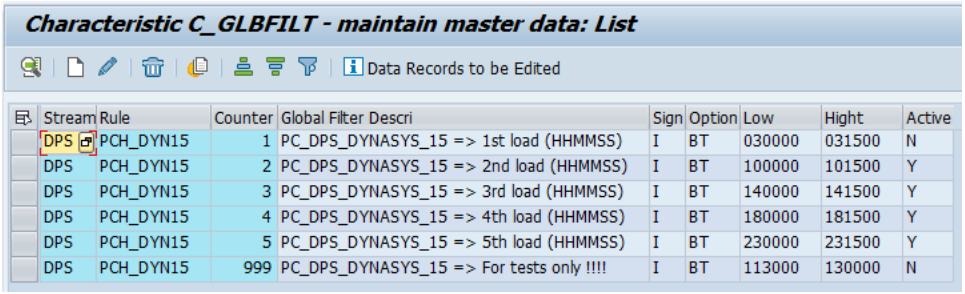

<table>
<tr><th>Stream</th><th>Rule</th><th>Counter</th><th>Global Filter Descri</th><th>Sign</th><th>Option</th><th>Low</th><th>Hight</th><th>Active</th></tr>
<tr><td>DPS</td><td>PCH_DYN15</td><td>1</td><td>PC_DPS_DYNASYS_15 => 1st load (HHMMSS)</td><td>I</td><td>BT</td><td>030000</td><td>031500</td><td>N</td></tr>
<tr><td>DPS</td><td>PCH_DYN15</td><td>2</td><td>PC_DPS_DYNASYS_15 => 2nd load (HHMMSS)</td><td>I</td><td>BT</td><td>100000</td><td>101500</td><td>Y</td></tr>
<tr><td>DPS</td><td>PCH_DYN15</td><td>3</td><td>PC_DPS_DYNASYS_15 => 3rd load (HHMMSS)</td><td>I</td><td>BT</td><td>140000</td><td>141500</td><td>Y</td></tr>
<tr><td>DPS</td><td>PCH_DYN15</td><td>4</td><td>PC_DPS_DYNASYS_15 => 4th load (HHMMSS)</td><td>I</td><td>BT</td><td>180000</td><td>181500</td><td>Y</td></tr>
<tr><td>DPS</td><td>PCH_DYN15</td><td>5</td><td>PC_DPS_DYNASYS_15 => 5th load (HHMMSS)</td><td>I</td><td>BT</td><td>230000</td><td>231500</td><td>Y</td></tr>
<tr><td>DPS</td><td>PCH_DYN15</td><td>999</td><td>PC_DPS_DYNASYS_15 => For tests only !!!!</td><td>I</td><td>BT</td><td>113000</td><td>130000</td><td>N</td></tr>
</table>

Block 2

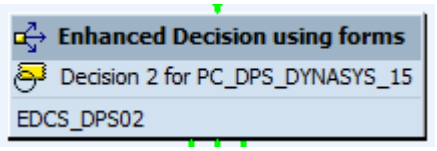

</td>
</tr>
</table>

1) Check if Decision Block has to be bypassed

Characteristic C_GLBFILT - maintain master data: List

Data Records to be Edited

Strea...	Rule	Counter	Global Filter Descri	Sign	Option	Low	Hight	Acti...
DPS	PCH_DYN15B	1	Bypass decision bloc 2 in chain PC_DPS_DYNASYS_15	I	EQ	Y		N

Variable can be activated If chain has to be forced to run

2) Else get loading times. And check timestamps loaded from DynaSys (table SYS_TIMESTAMP / info for EXP_FORE_DR)

If timestamps between 2 loadings, the chain has to carry on

Characteristic C_GLBFILT - maintain master data: List

Data Records to be Edited

Stream	Rule	Counter	Global Filter Descri	Sign	Option	Low	Hight	Active
DPS	PCH_DYN15	1	PC_DPS_DYNASYS_15 => 1st load (HHMMSS)	I	BT	030000	031500	N
DPS	PCH_DYN15	2	PC_DPS_DYNASYS_15 => 2nd load (HHMMSS)	I	BT	100000	101500	Y
DPS	PCH_DYN15	3	PC_DPS_DYNASYS_15 => 3rd load (HHMMSS)	I	BT	140000	141500	Y
DPS	PCH_DYN15	4	PC_DPS_DYNASYS_15 => 4th load (HHMMSS)	I	BT	180000	181500	Y
DPS	PCH_DYN15	5	PC_DPS_DYNASYS_15 => 5th load (HHMMSS)	I	BT	230000	231500	Y
DPS	PCH_DYN15	999	PC_DPS_DYNASYS_15 => For tests only !!!!	I	BT	113000	130000	N

DR for CM or DR for All GBU block

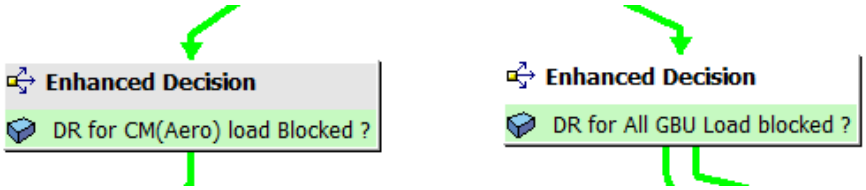

Data Browser: Table /BIC/PC_GLBFILT Select Entries 2

/BIC/C_STREA	/BIC/C_RULE	/BIC/C_GLBFILT	OBJVE...	CHANGED	/BIC/C_DESC	/BIC/C_SIGN	/BIC/C_OPTIO...	/BIC/C_LOW	/BIC/C_HIG...	/BIC/C_ACTIVE
DPS	PCH_DYN15F	001	A		Block CM (AERO) load ? from EXP_AERO_DR_BW	I	EQ	N		Y
DPS	PCH_DYN15G	001	A		Block load ? from EXP_FORE_DR_BW	I	EQ	N		Y

Change C_LOW by "Y" if loading has to be bypassed

Load AERO-Prog/market from DynaSys ?

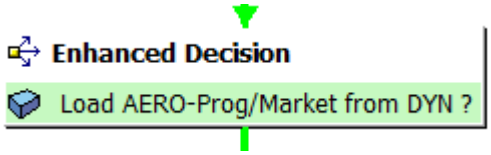

Chain 15 is running 4 times a time, but Aero Prog/Market needs to be loaded only once a day, at 2pm.

Decision block is checking time, and also check the timestamp date = today's date

Data Browser: Table /BIC/PC_GLBFILT Select Entries 5

/BIC/C_STREA	/BIC/C_RULE	/BIC/C_GLBFILT	OBJVE...	CHANGED	/BIC/C_DESC	/BIC/C_SIGN	/BIC/C_OPTIO...	/BIC/C_LOW	/BIC/C_HIG...	/BIC/C_ACTIVE
DPS	PCH_DYN15H	001	A		AERO-Prog/Market upload - time condition for PCH 28	I	BT	140000	143000	Y
DPS	PCH_DYN15H	002	A		AERO-Prog/Market upload - view SYS_TIMESTAMP - field SOURCE	I	EQ	BW		Y
DPS	PCH_DYN15H	003	A		AERO-Prog/Market upload - view SYS_TIMESTAMP - field TYPE	I	EQ	TECH : EXPORT SA		Y
DPS	PCH_DYN15H	004	A		AERO-Prog/Market upload - view SYS_TIMESTAMP - field TABLE	I	EQ	EXP_SAP_PROGRAM		Y
DPS	PCH_DYN15H	005	A		AERO-Prog/Market upload - Check timestamp date ?	I	EQ	X		Y

<table>
<tr>
<td></td>
<td></td>
<td></td>
<td></td>
<td>
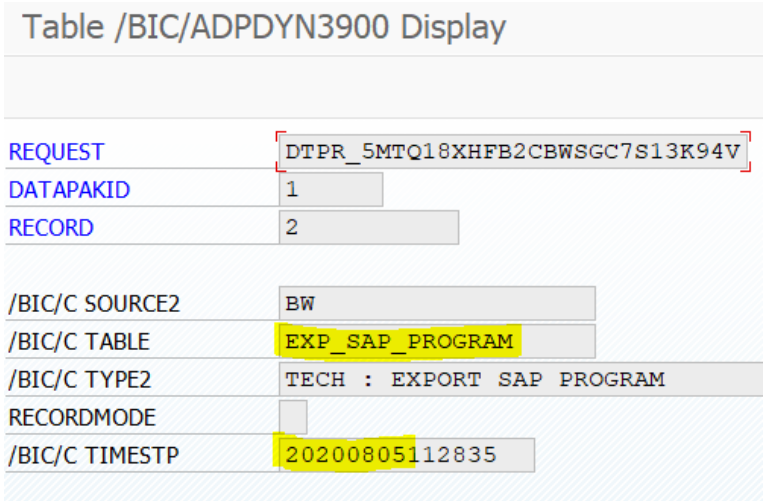

<u>**Email Messages send at chain's end to inform DynaSys Team + list of Users + BW DynaSys Team when data is up to date**</u>

see procedure for details of message

=> Modify email message for DR data disponibility sent to users (All GBU except CM (aero))

=> Modify email message for DR data disponibility sent to users (GBU CM (aero)

</td>
</tr>
<tr>
<td>DPS Dynasys: META - M - 6.Reporting DynaSys (MasterData)</td>
<td>PC_DPS_DYNASYS_23</td>
<td>MAIN</td>
<td>• Daily at 22.15pm</td>
<td>
A remaining issue :

- DTP DBDYN33 -> C_DYN_017 - Full => dupplicates on Ship-to 703581S / SDSOA
cause : the DC is not filled for all loadings (subject in progress Julien/Emmanuel)
solution : the DTP has to handle dupplicates (done only in WBP as solution is temporarly

Issue solved :

- DTP DBDYN12 -> C_DYN_018 - Full => dupplicated on Ship-to 66946R
cause: specific rule for plant 8000 is not applied for Ship-to with extension (subject in progress Julien/JC)
solution: in DSO DBDYN12 delete line with Ship-to 66946R / Plant 8000
</td>
</tr>
<tr>
<td>DPS Dynasys: META - D - 6. Reporting DynaSys (Obas data)</td>
<td>PC_DPS_DYNASYS_20</td>
<td>MAIN</td>
<td>• Daily at 6.15 am (changed 21/11 /2017)</td>
<td>
Temporarly schedulling! this chain has to be added in Obas chain or launched via an Obas event
</td>
</tr>
<tr>
<td>DPS Dynasys: TD - D - Reporting Dynasys (DIP Inventory KPIs)</td>
<td>PC_DPS_DYNASYS_33</td>
<td>MAIN</td>
<td>• 4 times a day
• Whole chain last arount 20 mintutes (April 2022)</td>
<td>
Based on Table **EXP_DIP_BW_SKU_SITE_BW, EXP_DIP_BW_SKU_BW & EXP_DIP_BW_MD_SKU_BW.**

Stream	Rule	Counter	V	Change flag (I inserted / D deleted)	Global Filter Descri	Sign	Option	Low	Hight	Active
DPS	PCH_DYN15M	000	A							
DPS	PCH_DYN15M	001	A		Sub Chain PC_DPS_DYNASYS_33 => 1st load (HHMMSS)	I	BT	100000	101500	Y
DPS	PCH_DYN15M	002	A		Sub Chain PC_DPS_DYNASYS_33 => 2nd load (HHMMSS)	I	BT	110000	111500	Y
DPS	PCH_DYN15M	003	A		Sub Chain PC_DPS_DYNASYS_33 => 3rd load (HHMMSS)	I	BT	140000	141500	Y
DPS	PCH_DYN15M	004	A		Sub Chain PC_DPS_DYNASYS_33 => 4st load (HHMMSS)	I	BT	180000	181500	Y
DPS	PCH_DYN15M	005	A		Sub Chain PC_DPS_DYNASYS_33 => 5st load (HHMMSS)	I	BT	230000	231500	Y

<u>**Decision block explanation**</u> :

Block 1

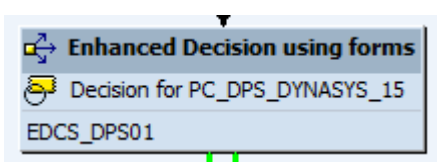

1)Check if Decision Block has to be bypassed
</td>
</tr>
</table>

Characteristic C_GLBFILT - maintain master data: List

Data Records to be Edited

Stream	Rule	Counter	Global Filter Descri	Sign	Option	Low	Hight	Active
DPS	PCH_DYN15A	1	Bypass decision bloc 1 in chain PC_DPS_DYNASYS_15	I	EQ	Y		N

Variable can be activated If chain has to be forced to run

2) Else get loading times

Stream	Rule	Counter	V	Change flag (I inserted / D deleted)	Global Filter Descri	Sign	Option	Low	Hight	Active
DPS	PCH_DYN15M	000	A							
DPS	PCH_DYN15M	001	A		Sub Chain PC_DPS_DYNASYS_33 => 1st load (HHMMSS)	I	BT	100000	101500	Y
DPS	PCH_DYN15M	002	A		Sub Chain PC_DPS_DYNASYS_33 => 2nd load (HHMMSS)	I	BT	110000	111500	Y
DPS	PCH_DYN15M	003	A		Sub Chain PC_DPS_DYNASYS_33 => 3rd load (HHMMSS)	I	BT	140000	141500	Y
DPS	PCH_DYN15M	004	A		Sub Chain PC_DPS_DYNASYS_33 => 4st load (HHMMSS)	I	BT	180000	181500	Y
DPS	PCH_DYN15M	005	A		Sub Chain PC_DPS_DYNASYS_33 => 5st load (HHMMSS)	I	BT	230000	231500	Y

Block 3

Enhanced Decision using forms

Decision 3 for PC_DPS_DYNASYS_15

EDCS_DPS06

1) Check if Decision Block has to be bypassed

Strea	Rule	Counter	V	Change flag (I inserted / D deleted)	Global Filter Descri	Sign	Option	Low	Hight	Acti
DPS	PCH_DYN15L	001	A		Bypass decision bloc 3 in chain PC_DPS_DYNASYS_15	I	EQ	N		Y

Variable can be activated If chain has to be forced to run

2) Else get loading times. And check timestamps loaded from DynaSys (tableSYS_TIMESTAMP / info for EXP_DIP_BW)

Strea	Rule	Counter	V	Change flag (I inserted / D deleted)	Global Filter Descri	Sign	Option	Low	Hight	Acti
DPS	PCH_DYN15N	000	A							
DPS	PCH_DYN15N	001	A		DIP/PP reporting - view SYS_TIMESTAMP - field SOURCE	I	EQ	BW		Y
DPS	PCH_DYN15N	002	A		DIP/PP reporting - view SYS_TIMESTAMP - field TYPE	I	EQ	TECH : EXPORT BW		Y
DPS	PCH_DYN15N	003	A		DIP/PP reporting - view SYS_TIMESTAMP - field TABLE	I	EQ	EXP_DIP_BW		Y

If timestamps between 2 loadings, the chain has to carry on

Stream	Rule	Counter	V	Change flag (I inserted / D deleted)	Global Filter Descri	Sign	Option	Low	Hight	Active
DPS	PCH_DYN15M	000	A							
DPS	PCH_DYN15M	001	A		Sub Chain PC_DPS_DYNASYS_33 => 1st load (HHMMSS)	I	BT	100000	101500	Y
DPS	PCH_DYN15M	002	A		Sub Chain PC_DPS_DYNASYS_33 => 2nd load (HHMMSS)	I	BT	110000	111500	Y
DPS	PCH_DYN15M	003	A		Sub Chain PC_DPS_DYNASYS_33 => 3rd load (HHMMSS)	I	BT	140000	141500	Y
DPS	PCH_DYN15M	004	A		Sub Chain PC_DPS_DYNASYS_33 => 4st load (HHMMSS)	I	BT	180000	181500	Y
DPS	PCH_DYN15M	005	A		Sub Chain PC_DPS_DYNASYS_33 => 5st load (HHMMSS)	I	BT	230000	231500	Y

Block only Master Data DIP/PP (view EXP_DIP_BW_MD_SKU_BW)

Change value of the following global filter variable to by-pass the step :

Strea	Rule	Counter	V	Change flag (I inserted / D deleted)	Global Filter Descri	Sign	Option	Low	Hight	Acti
DPS	PCH_DYN15I	001	A		Block load ? from EXP_DIP_BW_MD_SKU_BW	I	EQ	N		Y

Block only SKU DIP/PP (view EXP_DIP_BW_SKU_BW)

Change value of the following global filter variable to by-pass the step :

Strea	Rule	Counter	V	Change flag (I inserted / D deleted)	Global Filter Descri	Sign	Option	Low	Hight	Acti
DPS	PCH_DYN15J	001	A		Block load ? from EXP_DIP_BW_SKU_BW	I	EQ	N		Y

Block only SKU SITE DIP/PP (view EXP_DIP_BW_SKU_SITE_BW)

Change value of the following global filter variable to by-pass the step :

Strea	Rule	Counter	V	Change flag (I inserted / D deleted)	Global Filter Descri	Sign	Option	Low	Hight	Acti
DPS	PCH_DYN15K	001	A		Block load ? from EXP_DIP_BW_SKU_SITE_BW	I	EQ	N		Y

Email Messages send at chain's end to inform DynaSys Team + list of Users + BW DynaSys Team when data is up to date

see procedure for details of message

				=>Modify email message for DIP/PP data disponibility sent to users =>Add or remove email address in distribution list for DiP-PP reporting

Loading frequency

Average performance

Key Figure	Estimation
~ Average Process Chain Runtime	
~ Average nb of rows loaded per load	
~ Total nb of rows loaded (if full)	
~ Average Runtime for 10k lines	

Record Keeping

Reporting

Queries End User Documentation

Main queries

Query	Description	Type	Role Menu	Comments
BW_QRY_MVDYN11_0006	BW - DP - Demand Review (Core query)	QRY	DP - Demand Planning	This query is being decommissioned (target early July 2023)
BW_QRY_MVDYN11_0001	BW - DP - Budget Review (Core query)	QRY	DP - Demand Planning	
BW_QRY_MVDYN11_0005	BW - DP - Forecast Accuracy (Core query)	QRY	DP - Demand Planning	
BW_QRY_MVDYN11_0007	BW - DP - Segmentation Report (Core Query)	QRY	DP - Demand Planning	Asked by EP (Emmanuel Hatt) To be decomissioned as not used (target early July 2023)
QVSBS_BW_QRY_MVDYN11_0001	BW - DP - Demand Review for SBS Dashboard (QV)	QRY		This query is used to provide Qlik View Forecast informations from APO / DynaSys and Logility. QV application : CRM Analytics
QV_BW_QRY_MVDYN11_0005	BW - DP - Forecast Accuracy (QV query)	QRY		This query is used to provide Qlik View FA QV application 1 : Novecare Suply Chain dashboard QV application 2 : Global Supply Chain
~~BW_QRY_MVSDSO01_0006~~	~~BW - Sales Follow Up ALL DYN (V2)~~	~~QRY~~		Obsolete query. It has been replace by : ▪ Soda Ash query = BW_QRY_MVSDSO54_0001 ▪ General query = BW_QRY_MVSDSO54_0002

BW_WBK_DPS_0001	BW - DP - Budget Review AROMA (Workbook)	WRK		Workbook is based on query *BW - DP - Budget Review (Core query) /BW_QRY_MVDYN11_0001*
BW_WBK_DPS_0002	*BW - DP - Budget Review SA&D (Workbook)*	WRK		Workbook is based on query *BW - DP - Budget Review (Core query) /BW_QRY_MVDYN11_0001*
BW_QRY_CPDYN11_0006	BW - DP - Demand Review for CM (Core query)	QRY	DP - Demand Planning	Project Solstice Aero
BW_QRY_CPDYN11_0005	BW - DP - Forecast Accuracy for CM (Core query)	QRY	DP - Demand Planning	Project Solstice Aero
BW_QRY_CPDYN13_0001	BW - DIP - Distribution Planning - Core Query	QRY	DiP - Distribution Planning	
BW_QRY_CPDYN13_0002	BW - DIP - Distribution Planning - Inventory Data	QRY	DiP - Distribution Planning	Only datafields type "inventory" are available in that query.
BW_QRY_CPDYN14_0001	BW - DP - MTP (Core query)	QRY	DP - Demand Planning	live from 07.2021 - used by Special Chem
DI_BW_QRY_CPDYN13_0001	BW - DIP - Distribution Planning - Dataiku	QRY		This query is used to provide Dataïku Forecast informations from DynaSys SODA application : data sensing

Main functionalities

Broadcast

Maintenance

Tips & Tricks

Extract of 2019 Gross History as a reference

File with 2019 GH by GBU to have an idea of volume & net sales

Known bugs

Wrong amounts in Local Currency Yen (Currency JPY) - Issue closed

For low currency like JPY, SAP has its own internal format to store amounts.

Transformation has been adapted.

DYN - Reporting (Dynamic) (Write-Optimized)	DPDYN04
RSDS DTS_EXP_FORE_DR DYNASYS -> ODSO DPDYN04	0ISCBBP4Y8KO1HPHOZ31K3IOZXJLKS3J
Dynasys EXP_FORE_DR	DTS_EXP_FORE_DR
Data Transfer Processes	DPDYN04

See routine

Store in internal format	48		K_STSALES	Sales Team Net Sales (LC)	CURR	000017

```
* NPC 20190214 Issue with low currency like JPY
*              amount were *100 in reporting

DATA: lv_Amount_Ext TYPE BAPICURR-BAPICURR.

lv_Amount_Ext = SOURCE_FIELDS-SALES_TEAM_NET_S.

CALL FUNCTION 'BAPI_CURRENCY_CONV_TO_INTERNAL'
EXPORTING
     currency        = SOURCE_FIELDS-LC
     amount_external              = lv_Amount_Ext
     max_number_of_digits    = 23
IMPORTING
     AMOUNT_INTERNAL              = RESULT.
```

Caution this internal format has to be applied **ONLY** to keyfigures type Currency (CURR)

For keyfigures type Float (FLTP) routine has been removed as amounts in JPY where divided by 100. Check keyfigure definition.

Store in internal format => removed 20190604	64		K_DYN_072	Final Forecast Net Sales (LC)	FLTP	000016

Example to check

Material 32787 / Ship-to 88719 / Distrib Channel 7K / Source System RCS / GBU Aroma PA

Material 135918 / Ship-to 2066945 / Distrib Channel 7F / Source System RCS / GBU Aroma PA

Recurring procedure

How to request support Interface/Reporting to BW team ? (access, assistance...)

see this page

FA - Reload a monthly snapshot from flat file

Caution, the flow is always changing. The current mapping might not be up-to date and need to be adapted.

A snapshot reload by flat file has to be validated in WBQ first

File structure to use

https://drive.google.com/file/d/1UvK276FIGP4U3PmRtaytZbmxYO0zntcG/view

End of Month View 202108	Material with extension 105971R	Shipto with extension 2084980R	Distribution Channel with extension FOR	Forecast Month M01-2022	Final Sales Team Forecast FSTF_M1_QUANTITY	Sales Team Forecast STF_M1_QUANTITY	Raw Forecast RF_M1_QUANTITY	Final Forecast FF_M1_QUANTITY	Statistical Forecast STAF_M1_QUANTITY	CSR Forecast CSRF_M1_QUANTITY	Customer Forecast CF_M1_QUANTITY	Gross History GH_QUANTITY	Gross History in € GH_VALUE
202108	1150915	3053495	TSFLO	M01-2022	0	0	140.008936	0	140.008	0	0	0	0

Particularities :

- decimal point has to be used
- GH quantity has to be up-to date, as it will then be considered as the more accurate one
- file should not contain ANY prospects (otherwise data activation is not possible)

Upload manually DPDYN01 / DYN - Reporting (SnapShots)

Then follow upper steps as in the process chain "DPS Dynasys: META - M - 6.Reporting DynaSys (Snapshots)" / PC_DPS_DYNASYS_09

Many reloads have been done to correct FA data or after organization changes

Details of manual corrections (2017 - 2024)

- April 2017 - SILICA - End of March snapshot reloading

Reprise EXP_FORE SILICA.csv

- April 2022 - Merge CH to TS - all 2022

CH cleaning.csv

Reprise CH vers TS.csv

- July 2022 - TS (CH) - 6th March snapshot reload (request from Laure Pichot-Plasse / Aleksis Parfens)

Reprise TS - July 2022.csv

- Oct 2022 - Demerge TS to CH for periods from 10.2022
- April/May 2023 - rework on TS>CH demerge, period 01 to 09.2022 has been moved back to CH due to Sales Rep change which was not reflecting on FA from 01 to 09.2022

- July 2023 - PO2 Project - transcodification of PF1 DFU to new WP1 DFU

list of DFU to be transcoded (source DynaSys team)

- January 2024 – Annual cleaning – Year 2020 removed

  Cleaning done to have less data to rework

  Full year deletion is done manually by selective deletion.

  First for DBDYN13, then DPDYN01

First for a single period to make sure all is working fine, then for the full year

	DBDYN13	DPDYN01
Current size	59 746 557	70 481 297
For 2020	14 161 988	21 107 576
Will remain after cleaning	45 584 569	49 373 721
Gain of space	24%	30%

2 materials/PEROX where also manually deleted due to remaining GH € for other periods

65392S	PEROX
68350S	PEROX

- **February 2024 – Mass cleaning:**

  Objective: delete useless lines in FA DSOs to reduce volume (space gain, loading time gain and less record to rework in case of structure change)
  It is concerning lines with concerned month = N/A, M-9, M-8
  1) DBDYN13 : for each month, identified the list of end of month concerned. This is done via a query on the DSO (see tab DBDYN13)
     For each month proceed to following steps
     A) Get nb of records in active table of DBDYN13 for the month + list of end of month (for check)
     B) Do a selective deletion in DBDYN13 for the month + list of end of month concerned
     C) Get nb of records in active table DBDYN13 to make sure only the wanted records have been deleted
     D) Do a selective deletion in DPDYN01 with the same selection
     E) Refresh the query on DBDYN13
     F) repeat from step A) for next month
  IMPORTANT : always do first deletion in DBDYN13 and do checks. In Case of issue, data are still in the lower level DPDYN01

  File with details: FA mass cleaning.xlsx

- **January 2024 – rework of snapshot for H2O2 EG moved from CH to PEROX (structure change)**

  This rework is necessary for PF1 records to align forecasts & Gross History on same line (same key) :

  - Future periods : forecast M-1 to M-7 were collected with key CHELC. Gross history will be received with key PEROX
  - Past periods : forecasts and GH are already aligned, but masterdata Material/Ship-to/CHELC are not maintain anymore so to be sure to get last attributs (ex sales rep) on PEROX, past periods have also to be migrated to PEROX

  1) Extraction DPDYN01 with selection on listed Materials

  2) Check that no PEROX are remaining (otherwise delete lines first)

  3) Create 4 files :

  - One with data for PEROX, source system SDK_DYNASY

  - One with data for PEROX, source system WBP_HANAIV

  - One with data for SPE CHEM, source system SDK_DYNASY and set all figures with 0

- One with data for SPE CHEM, source system WBP_HANAIV and set all figures with 0

NB: as lines were existing for End of Month view = previous month with only GH €, these have been removed from files otherwise it will erase forecasts & GH recorded with last snapshot

4) Load DPDYN01 with PEROX data (with changing global filter in between)

5) Make sure results with PEROX are same as the SPE CHEM ones

6) Load DBDYN03 with PEROX data

7) Make sure results with PEROX are same as the SPE CHEM ones

8) Do same loading with SPE CHEM

9) Make sure all SPE CHEM line are with null values

10) Run loop on DBDYN03

11) Several checks can be done

ð For previous month, M to M-7 forecast and GH should be filled

ð For future month, M should be empty (except GH € which exists for unknown reason)

ð For future month, M-2 should be filled

		FF_M1 Quantity	GH in €	GH Quantity	STF_M1 Quantity
Calendar Year/Month	Concerned Period	KG	EUR	KG	KG
JAN 2024	M	774 278 181	557 882 489,67	965 636 806	660 854 060
	M-2	785 567 257	532 218 830,75	908 215 946	643 159 392
	M-3	740 549 828	513 000 795,81	845 228 367	511 473 065
	M-4	688 718 546	490 554 836,41	793 783 294	407 841 266
	M-5	662 803 171	480 371 548,38	784 576 057	382 343 367
	M-6	649 758 432	465 687 350,11	776 326 190	377 273 599
	M-7	693 131 327	444 150 351,70	763 690 351	152 752 628
	N/A	547 345 602	0,00	0	148 742 251
	Result	**5 542 152 345**	**3 483 866 202,83**	**5 837 457 011**	**3 284 439 628**
FEB 2024	M	0	12 966 475,71	0	0
	M-2	716 637 963	12 966 475,71	0	601 283 308
	M-3	740 844 968	12 219 771,68	0	604 106 243
	M-4	715 614 903	12 067 956,07	0	510 318 474
	M-5	741 611 684	11 625 510,17	0	439 243 036
	M-6	673 256 365	11 126 058,16	0	440 263 500
	M-7	690 136 085	11 101 997,85	0	428 089 436
	N/A	635 150 525	0,00	0	124 880 662
	Result	**4 913 252 494**	**84 074 245,35**	**0**	**3 148 184 658**

NB: I saw that snapshot for future periods for H2O2 EC was missing while testing (otherwise it would have been seen by users later as these forecasts will be used later to calculate FA).

Issue = not provided by DynaSys the 6 th of Feb as the archive used is done the 1 st of the month, and DP4 activation was done after

Solution = archive is manually refilled and H2O2 are exported in a flat file to be manually reload in BW

12) CRDYN13 level remove previous request and reload

NB: it is important to do several checks and explain any doubt before loading the cube level

Testing is never a waste of time J

13) Ask Tableau reload via a service one ticket

Link to Google drive with the files:

1) prepare DFU file : split DFU new by Material/Ship-to/DC + split DFU old by Material/Ship-to/DC

2) extract all records from DPDYN01 regarding the Material/Ship-to/DC list (export xlsx)

NB: this extract contains also DFU which does not need to be transcoded (other combination Material/Ship-to/DC)

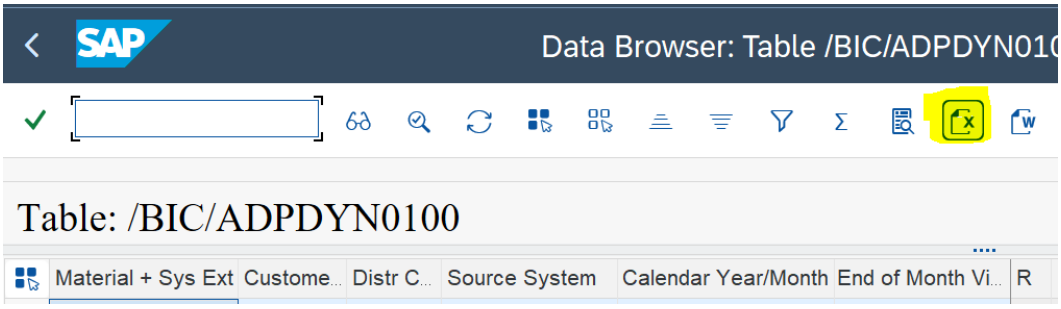

3) keep only DFU which need to be transcoded (build DFU as "198724S:2900375S@CSHHP" and do a vlookup with "DFU file")

4) copy/past records, sort by DFU/Month/Source System (WBP_HANAIV before SDK_DYNASY), remove duplicates

5) to limite number of volumes End of Month View > Forecast Month can be removed (these records will lead to a concerned period = N/A and have to be ignored for FA)

6) add a vlookup with "DFU file" to get new material, new ship-to, new DC

7) reorganize xlsx with following format

End of Month View 202108	Material with extension 105671R	Shipto with extension 2084960R	Distribution Channel with extension F0R	Forecast Month M01-2022	Final Sales Team Forecast FSTF_M1_QUANTITY	Sales Team Forecast STF_M1_QUANTITY	Raw Forecast RF_M1_QUANTITY	Final Forecast FF_M1_QUANTITY	Statistical Forecast STAF_M1_QUANTITY	CSR Forecast CSRF_M1_QUANTITY	Customer Forecast CF_M1_QUANTITY	Gross History GH_QUANTITY	Gross History in € GH_VALUE
202108	1150915	3053495	TSFLO	M01-2022	0	0	140.008936	0	140.008	0	0	0	0

8) split file by source system SDK_DYNASY + WBP_HANAIV

9) change Global Filter to load SDK_DYNASY

Global Filter DPS/DYNASYS, put SDK_DYNASY

10) load the SDK_DYNASY

11) change back Global Filter to load WBP_HANAIV

Global Filter DPS/DYNASYS, put back WBP_HANAIV

12) load the WBP_HANAIV

13) Check result in DBDYN13 comparing few old DFU, vs new DFU

14) Build a file to delete old DFU, and follow deletion procedure

15) Recheck in DBDYN13

16) Reload CRDYN13

Reload a monthly snapshot from DynaSys table EXP_FORE_BW

If it is concerning GBUs (except CM AERO), snapshot to reload has to be previously removed from all level :

- DBDYN13 / DYN - Reporting (SnapShots) : delete full request then the delta request
- DPDYN01 / DYN - Reporting (SnapShots) : delete delta for GH line creation then the full request
- + PSA (not mandatory as DTP is taking only last request)

If it is also concerning CM AERO, do it also for

- ABDYN23 / DYN - Reporting AERO (Snapshots)
- APDYN07 / DYN - Reporting AERO (SnapShots)
- + PSA (not mandatory as DTP is taking only last request)

If reload is done the same month than the deleted snapshot, skip unwanted steps in the chain PC_DPS_DYNASYS_09 (transaction RSPC)

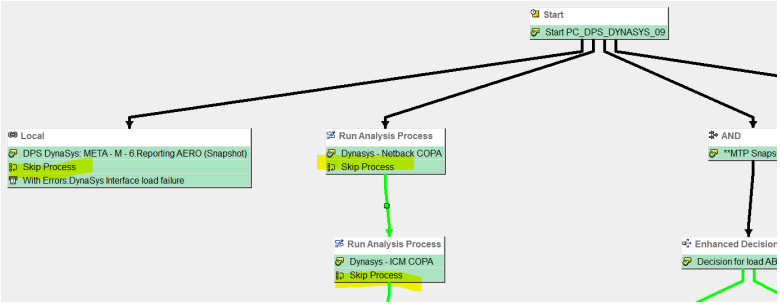

Via SE37, Module RSPC_API_CHAIN_START, run the PC_DPS_DYNASYS_09

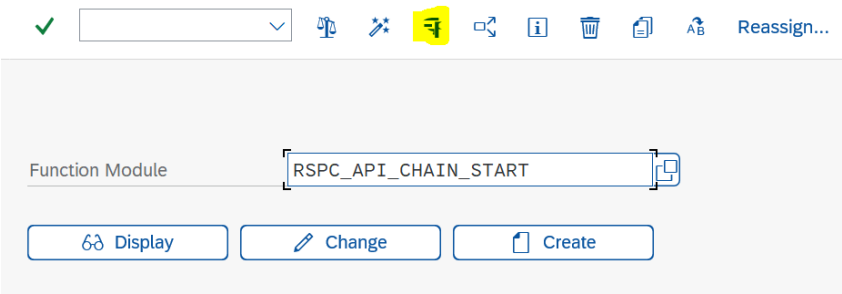

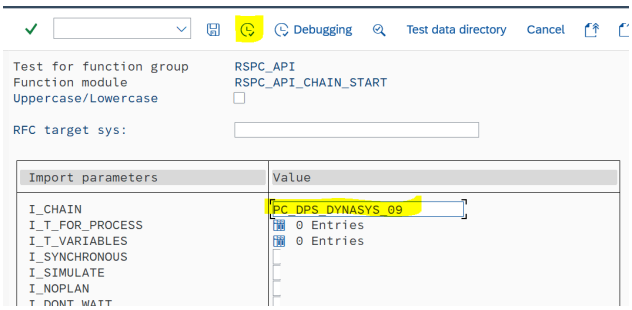

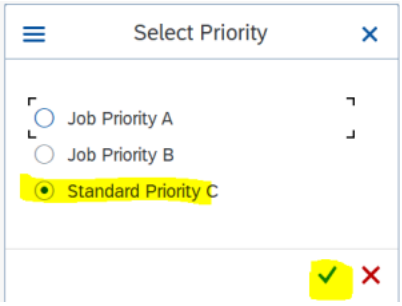

Follow chain using monitor (ST13) and when finished check the Forecast Accuracy in the BW report.

Import :

1) unskip steps

2) manually schedule again PC_DPS_DYNASYS_09 for next month

To do this, first, transaction RSPC, menu execution>remove from schedule (steps will become grey instead of green), then change starter by right click

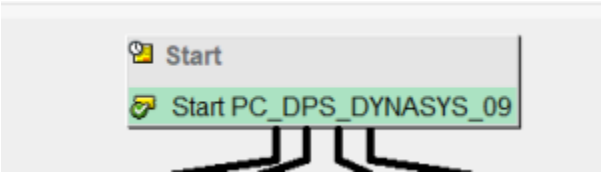

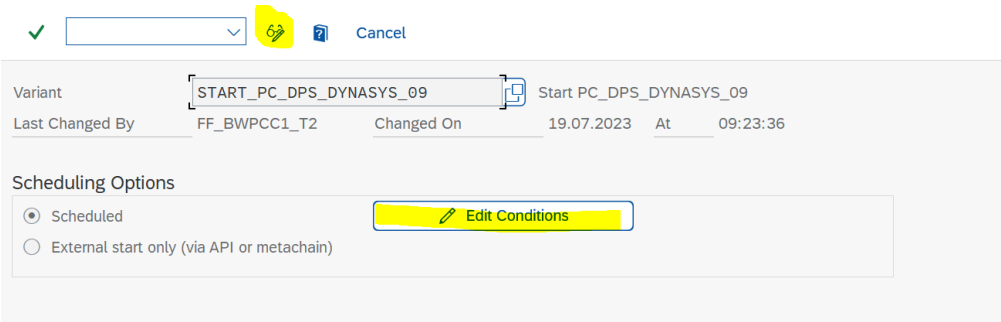

change the dates to next month

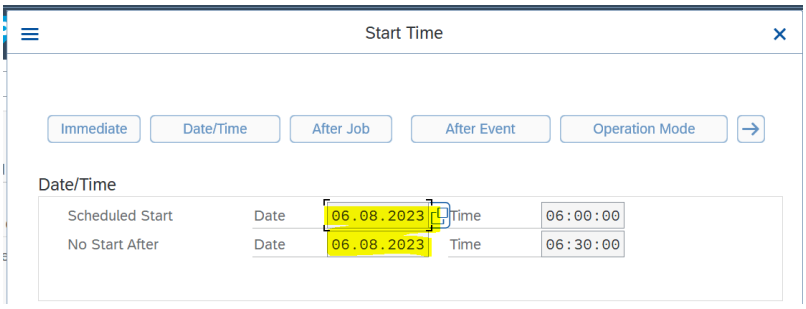

Execution > Schedule

3) If the recover is not done the 6th of the month, you have to inform Tableau's team to reload the application (Tableau should be uploaded the 7th of the month, as it was for the QV application)

*** Service one ticket *** to be updated with an example

<u>Additional information in case recover is concerning the previous month</u>

If much later, c hange Global Filter to set the wanted month and activate the line, and run chain PC_DPS_DYNASYS_09

Caution variable has to be unactivate afterwards, otherwise following snapshot will be fix to that month!

Field 'Active' = Y or N

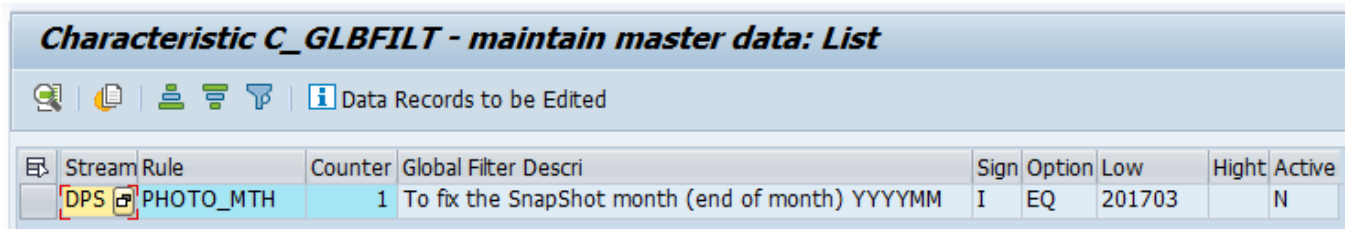

Stream	Rule	Counter	Global Filter Descri	Sign	Option	Low	Hight	Active
DPS	PHOTO_MTH	1	To fix the SnapShot month (end of month) YYYYMM	I	EQ	201703		N

For info, the variable is used to fix "End of Month View" (C_FCSTMTH)

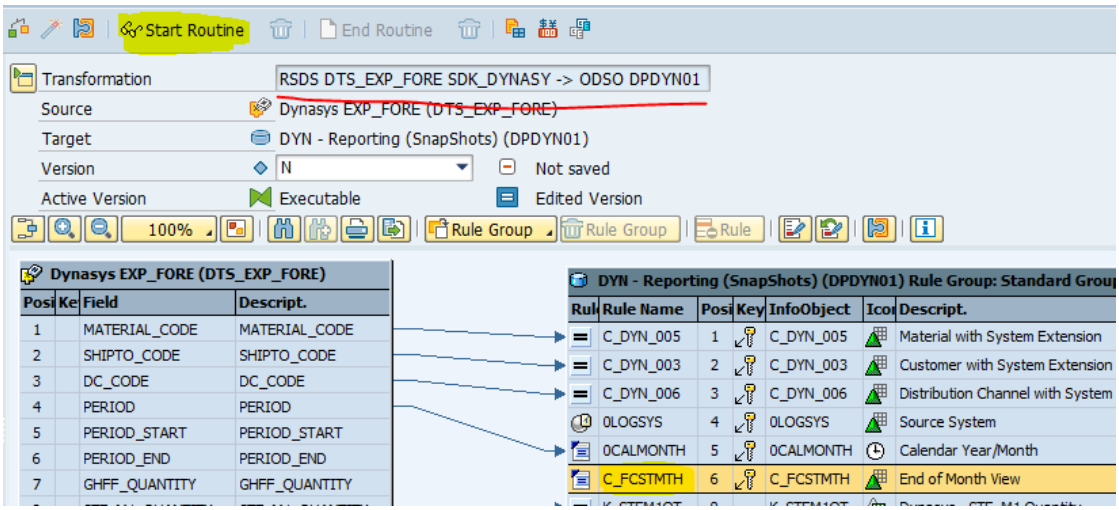


```
* Determine C_FCSTMTH / End of Month View
* 1) in case of a reload, global filter variable will be set
    select single /bic/c_low into v_value from /bic/pc_glbfilt
    where objvers     eq 'A'
    and /bic/c_stream eq 'DPS'
    and /bic/c_rule   eq 'PHOTO_MTH'
    and /bic/c_glbfilt eq 1
    and /bic/c_active eq 'Y'.

    if sy-subrc eq 0 and v_value is not initial.
      v_c_fcstmth = v_value.
    else.
*2) otherwise, take current month - 1  (Take care of january => december
*Y-1 !
      if sy-datum+4(2) between 02 and 12.
        v_c_fcstmth = sy-datum(6) - 1.
      else.
        v_year = sy-datum(4) - 1.
        concatenate v_year '12' into v_c_fcstmth.
      endif.
    endif.
```

Increase/decrease DR upload from DynaSys

Change values in Global Filter (C_GLBFILT)

Put Active = 'N' to unactive an existing loading.

Add a new line for an extra loading. Please keep the same logic, all loading times are recorded chronologically to make reading easier.

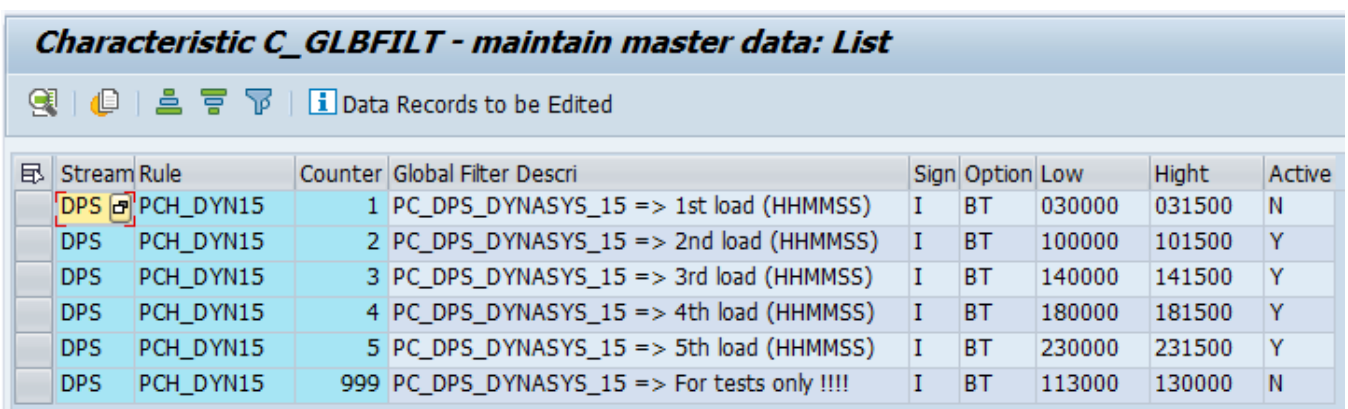

Characteristic C_GLBFILT - maintain master data: List

Data Records to be Edited

Stream	Rule	Counter	Global Filter Descri	Sign	Option	Low	Hight	Active
DPS	PCH_DYN15	1	PC_DPS_DYNASYS_15 => 1st load (HHMMSS)	I	BT	030000	031500	N
DPS	PCH_DYN15	2	PC_DPS_DYNASYS_15 => 2nd load (HHMMSS)	I	BT	100000	101500	Y
DPS	PCH_DYN15	3	PC_DPS_DYNASYS_15 => 3rd load (HHMMSS)	I	BT	140000	141500	Y
DPS	PCH_DYN15	4	PC_DPS_DYNASYS_15 => 4th load (HHMMSS)	I	BT	180000	181500	Y
DPS	PCH_DYN15	5	PC_DPS_DYNASYS_15 => 5th load (HHMMSS)	I	BT	230000	231500	Y
DPS	PCH_DYN15	999	PC_DPS_DYNASYS_15 => For tests only !!!!	I	BT	113000	130000	N

Do not forget to r ecord your modifications in paragraph "Process Chains" in PC_DPS_DYNASYS_15 comments

Increase/decrease DIP/PP upload from DynaSys

Change values in Global Filter (C_GLBFILT)

Stream = DPS

Rule = PCH_DYN15M

Put Active = 'N' to unactive an existing loading.

Add a new line for an extra loading. Please keep the same logic, all loading times are recorded chronologically to make reading easier.

Strea	Rule	Counter	V	Change flag (I inserted / D deleted)	Global Filter Descri	Sign	Option	Low	Hight	Acti
DPS	PCH_DYN15M	000	A							
DPS	PCH_DYN15M	001	A		Sub Chain PC_DPS_DYNASYS_33 => 1st load (HHMMSS)	I	BT	100000	101500	Y
DPS	PCH_DYN15M	002	A		Sub Chain PC_DPS_DYNASYS_33 => 2nd load (HHMMSS)	I	BT	110000	111500	Y
DPS	PCH_DYN15M	003	A		Sub Chain PC_DPS_DYNASYS_33 => 3rd load (HHMMSS)	I	BT	140000	141500	Y
DPS	PCH_DYN15M	004	A		Sub Chain PC_DPS_DYNASYS_33 => 4st load (HHMMSS)	I	BT	180000	181500	Y
DPS	PCH_DYN15M	005	A		Sub Chain PC_DPS_DYNASYS_33 => 5st load (HHMMSS)	I	BT	230000	231500	Y

Add or remove email address in distribution list for DR data availability (All GBU except CM (aero))

NB: Distribution list exists on all systems, but user list is only maintained in production system WBP

Transaction SO23

Name DL_DP_001

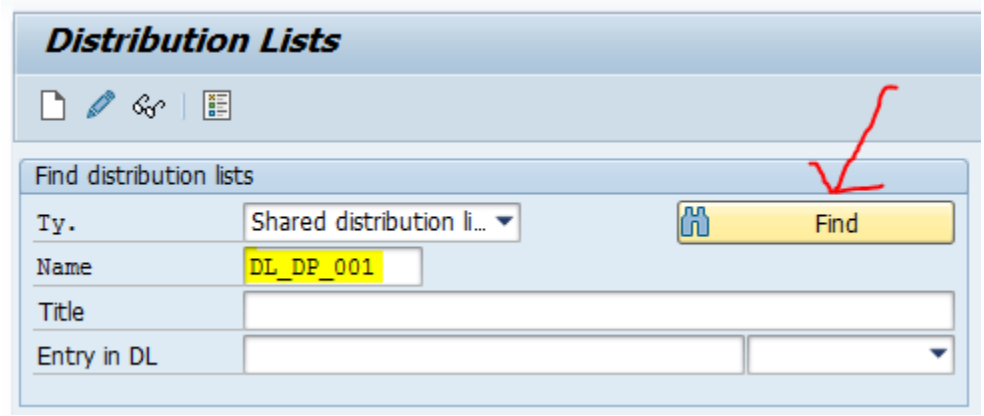

Add or remove email adresses.

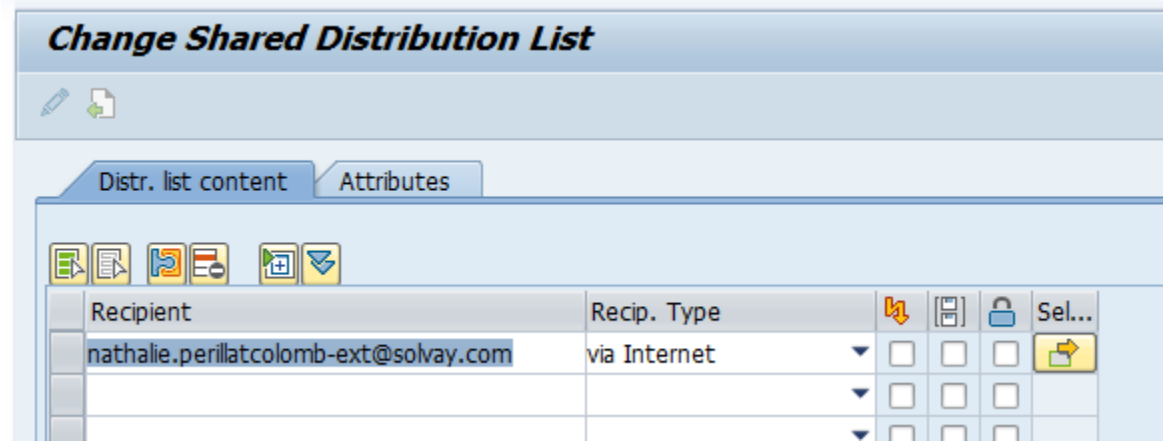

Do not forget to r ecord your modifications in that paragraph

List of user email :

SodaAsh&Derivated (SD):

- carlos.lau@solvay.com
- alessandro.caleffi@solvay.com => added 25/01/2018
- alessandro.marconcini@solvay.com => added 25/01/2018
- geert.schodts@solvay.com => added 25/01/2018
- irina.piticas@solvay.com => added 15/07/2019
- bianca.cavagioni@solvay.com => added30/11/2020
- philipp.kunze@solvay.com

AROMA (PA):

- marie.pereira@solvay.com => added 28/05/2018
- teresa.hipsley@solvay.com => added 27/02/2019
- carolyn.wacker@solvay.com

Special Chem (CH):

- joerg.braunschweig@solvay.com
- christoph.piesbergen@solvay.com

Technology Services :

- anne.delrue@solvay.com => added 21/06/2018
- laure.pichot-plasse@solvay.com => added 05/12/2017
- stacey.walker-robertson-contractor@solvay.com => added 21/06/2018
- vanessa.goulart@solvay.com
- Kevin.Richardot@solvay.com => addded 18/03/2022
- aleksis.parfens@solvay.com
- laura.labbadi@solvay.com

Oil&Gas (OG):

- john.hodges@solvay.com => added 21/06/2018

Digital Technology :

- maggie.ma@solvay.com => added 07/08/2019
- etienne.ribet-ext@solvay.com => added 02/01/2020
- nathalie.perrillatcollomb@solvay.com => added 18/08/2021
- valerie.bainbridge@solvay.com
- anass.dalili@solvay.com
- charlotte.bruchet@solvay.com

Removed

- ~~ann.bailly-ext@solvay.com~~ removed 12/02/2019

Add or remove email address in distribution list for DR data availability (GBU CM (aero))

NB: Distribution list exists on all systems, but user list is only maintained in production system WBP

Transaction SO23

Name DL_DP_002

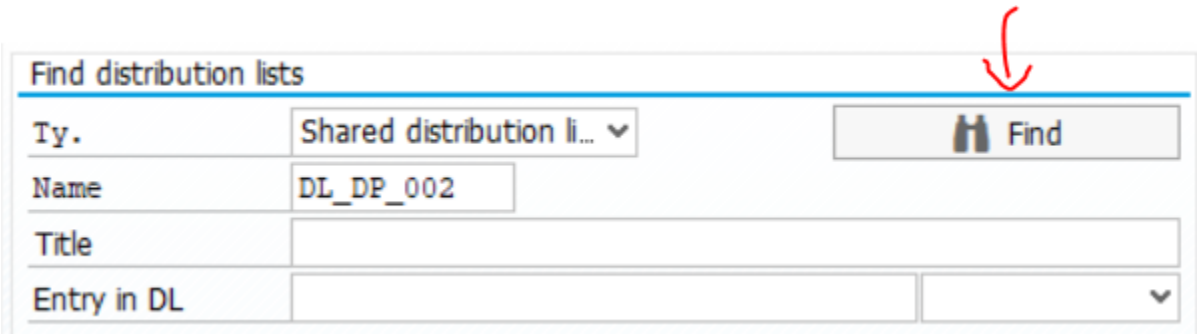

Add or remove email adresses.

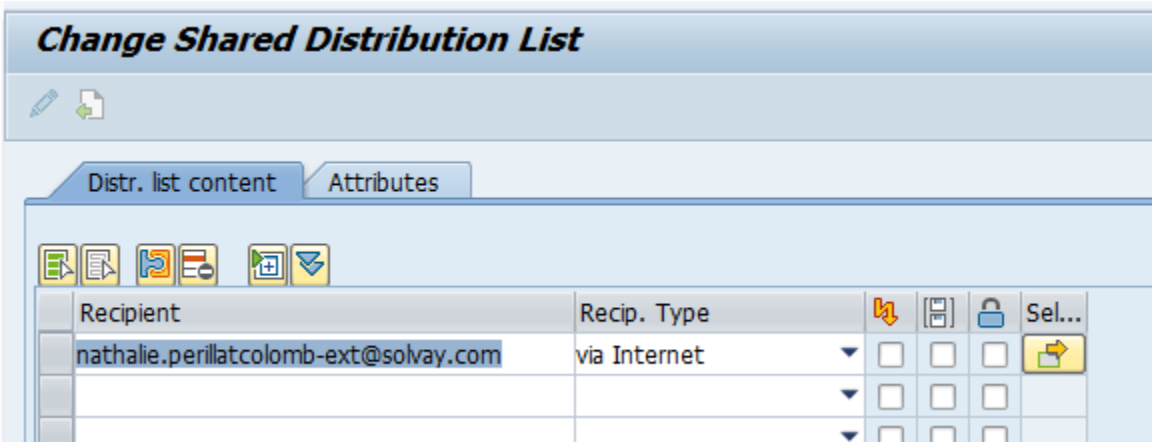

Do not forget to r ecord your modifications in that paragraph

List of user email :

Composite Materials (CM):

- amanda.pullen@solvay.com => added 22/01/2020
- kp.nagabhushana@solvay.com => added 22/01/2020
- patricia.harrison@solvay.com => added 22/01/2020
- penny.wu@solvay.com => 18/02/2022
- susan.lloydkane@solvay.com

Digital Technology:

- maggie.ma@solvay.com => added 22/01/2020
- etienne.ribet-ext@solvay.com => added 22/01/2020
- valerie.bainbridge@solvay.com
- nathalie.perrillatcollomb@solvay.com => added 18/08/2021
- anass.dalili@solvay.com
- charlotte.bruchet@solvay.com

Removed

Do not forget to r ecord your modifications in that paragraph

Add or remove email address in distribution list for DiP-PP reporting

NB: Distribution list exists on all systems, but user list is only maintained in production system WBP

Transaction SO23

Name DL_DP_004

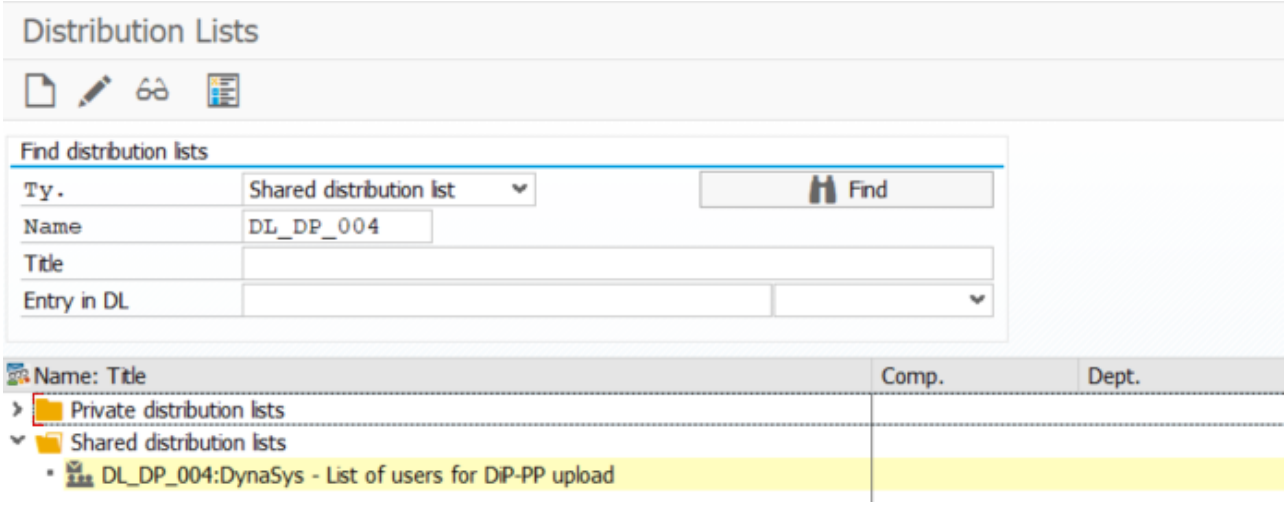

Do not forget to r ecord your modifications in that paragraph

Digital Technology:

- nathalie.perrillatcollomb@solvay.com
- arnaud.regnault-de-la-mothe@solvay.com
- duygu.karaca-ext@solvay.com
- francois.le@solvay.com
- marie.baer@solvay.com
- soukaina.elmouaddib-ext@solvay.com
- valentin.mazet-ext@solvay.com
- anass.dalili@solvay.com
- maggie.ma@solvay.com

Removed

Do not forget to r ecord your modifications in that paragraph

Modify email message for DR data availability sent to users (All GBU except CM (aero))

Email message has to be modified in WBD and moved to WBQ, then WBP.

RSA1 / Chain PC_DPS_DYNASYS_15

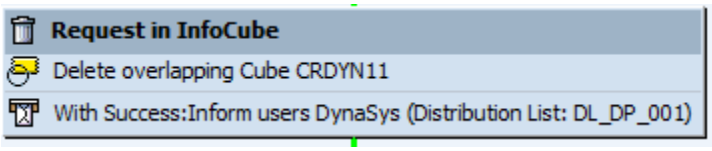

Change to 'change' mode

right click => maintain message => Successful => Edit Document

Title Demand planning BW report successfully update

Document contents | Attributes

Hello,

Demand planning BW reports have been successfully updated with the latest changes.

NB: The update of BW data is trigger 4 times a day (see the scheduled times here below) but ONLY after a change on DynaSys data. If no change is registered in DynaSys DP, do not expect any BW update

DynaSys extract (start time)	BW upload (start time)
5.45am CET	7am CET
12.45pm CET	2pm CET
4.45pm CET	6pm CET
9.45pm CET	11pm CET

For example :
DR data are collected in DynSys at 5.45am CET.
The corresponding data are loaded into BW at 7am CET.
The BW loading last less than 45 minutes.
So at 7.45 you will get in BW, the view of 5.45am DynaSys DR data.

Thanks

BW Team

Do not forget to r ecord your modifications in that paragraph.

Modify email message for DR data availability sent to users (GBU CM (aero)

Email message has to be modified in WBD and moved to WBQ, then WBP.

RSA1 / Chain PC_DPS_DYNASYS_15

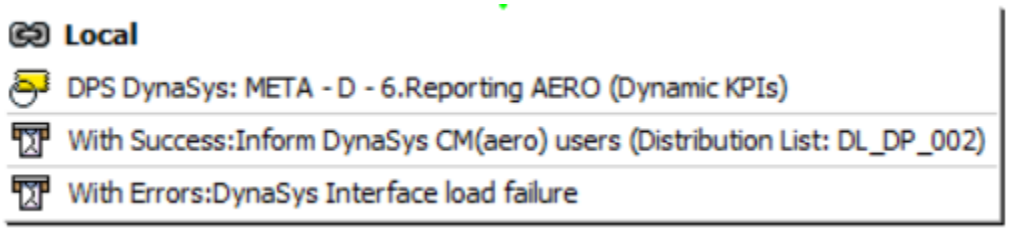

Change to 'change' mode

right click => maintain message => Successful => Edit Document

Title CM-Demand planning BW report successfully update

Document contents | Attributes

Hello,

Demand planning BW reports for CM (aero) have been successfully updated with the latest changes.

NB: The update of BW data is trigger 4 times a day (see the scheduled times here below) but ONLY after a change on DynaSys data. If no change is registered in DynaSys DP, do not expect any BW update

DynaSys extract (start time)	BW upload (start time)
5.45am CET	7am CET
12.45pm CET	2pm CET
4.45pm CET	6pm CET
9.45pm CET	11pm CET

For example :
DR data are collected in DynSys at 5.45am CET.
The corresponding data are loaded into BW at 7am CET.
The BW loading last less than 45 minutes.
So at 7.45 you will get in BW, the view of 5.45am DynaSys DR data.

Thanks

BW Team

Do not forget to r ecord your modifications in that paragraph.

Modify email message for DIP/PP data availability sent to users

Email message has to be modified in WBD and moved to WBQ, then WBP.

RSA1 / Chain PC_DPS_DYNASYS_15

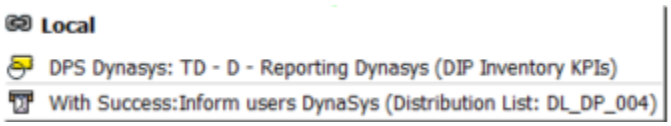

Change to 'change' mode

right click => maintain message => Successful => Edit Document

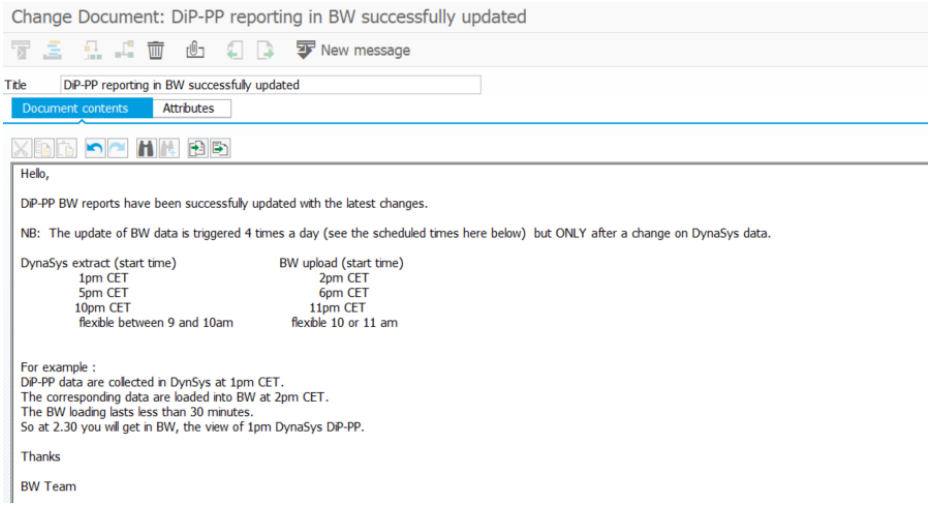

Do not forget to r ecord your modifications in that paragraph.

Clean Forecast Accuracy for all GBU except CM-AERO (ABAP ZBW_DYN018)

Careful, this action is definitive !!!!

Program ZBW_DYN018 / DYN - Forecast Accuracy cleaning (Selective del in DBDYN13 + DPDYN01)

This program has been created to delete data from Forecast Accuracy DSOs.

1) prepare input file as following template

Material with extension	Shipto with extension	Distribution Channel with extension	Forecast Month from (YYYYMM)	Forecast Month to (YYYYMM)
105671R	2084980R	F0R	202101	202312
111944R	2084980R	F0R	202101	202312
112233R	2084980R	F0R	202101	202312

prospect reference (like 0011p00002banehAAA) have to be removed from the list

fill interval of months (even if deletion is asked for a single month)

2) run abap

3) reload CRDYN13 cube

May 2021 : Cleaning has been done for ODYSSEY project (NOVECARE) as Open Gate was not going to keep DynaSys

> Genthin from January 1, 2021 [Carve out]
> UP / Halifax from March, 1rst [Carve out]

ODYSSEY FA Genthin Cleaning.xlsx

ODYSSEY FA UPHalifax Cleaning.xlsx

May 2021 : Cleaning has been done for Silica

Silica FA Cleaning.xlsx

July 2021 : Cleaning has been done for SA&D LATAM / ODYSSEY / WAREHOUSE MULTIMODAL LOGISTICS (NOVECARE) / SILICA

FA Cleaning ODYSSEY & others 072021.xlsx

Feb 2022 : Cleaning has been done for Novecare / RASAL Plant from JAN 2022

FA Cleaning RASAL.xlsx

April 2022 : Cleaning has been done for Novecare / RASAL Plant from JAN 2022 (2nd round)

CS-Analysis-RasalCleaning-March22.xlsx

March 2023 : Augeo products moved from Novecare to Coatis. DFU were set to un-active on DynaSys. FA needed to be cleaned from JAN 2023

Cleaning has been done for AUGEO materials identified (DFU list provided by DynaSys) from JAN 2023

AUGEO PF1 CLEANING.xlsx

AUGEO WP1 CLEANING.xlsx

AUGEO WP1 CLEANING O&G DFU.xlsx (cleaning will be seen in BW/Qlik with April 2023 upload). CS has validated DFU 138115R:2034644R@06R O&G can be cleaned.

WO0000000319691 => duplicate DFU (and hybride)

141018R	2094236R	CHRAR
321715R	2023962R	CHRAR + TSRAR

Perioding cleaning to limit DSO/Cubes volume

For FA and BR/MTP reports,

- only GH for current year + 3 years of history is needed
- only FA for current year + 2 years of history is needed
- only FA for last 6 snapshots is needed

A selective deletion can be done every year to reduce significantly the volume of records in DSOs/Cubes

July 2023 - Cleaning : Removing Coating / PAX and non useful data

Gain reduction of 33% for DBDYN13, 50% for DPDYN01

	DBDYN13	DPDYN01		
Current volum	73.346.233	114.030.948		
Removing data previous to 01.2020	11.344.980	27.870.483	Selective suppression CALMONTH	Done 11/07 /2023
Removing Coating / PAX Distribution Channel	6.627.980	10.796.840	Selective suppression DC with extension 2PR;70R;4SR;5LR;5MR;8GR;4UR;95R;3ZR;4DR;4GR;4YR;4CR; 4WR;3WR;4BR;6WR;5QR;5WR;5ZR;5XR;5UR;5VR;86R;0NR;0OR; 0PR;0QR;0RR;0SR;0TR;1VR;3QR;46R;75R;76R;77R;78R;PXEPL;PMEPL	Done 11/07 /2023

Removing too old snapshot	2.369.184	5.667.040	As we keep month from 01.2020 it is possible to delete snapshot older than 01.2020 minus 7 so <= 06.2019 Selective suppression End of Month View between 01.2017 and 06.2019	Done 11/07 /2023
For 2023, keep only snapshot from JUN 2022	1 180 050	1 317 335	Selective suppression Period 01.2023 to 12.2023 End of Month View between 01.2019 and 05.2022	Done 11/07 /2023
For 2022, keep only snapshot from JUN 2021	2 256 520	5 151 698	Selective suppression Period 01.2022 to 12.2022 End of Month View between 01.2019 and 05.2021	Done 11/07 /2023
For 2021, keep only snapshot from JUN 2020	566 822	3 555 339	Selective suppression Period 01.2021 to 12.2021 End of Month View between 01.2019 and 05.2020	Done 11/07 /2023

Another challenge would be to remove 30 millions of records in DBDYN13 for concerned period = 'N/A' (Work identified in JIRA)

MTP - How to change archive month for current year

The month of MTP archive is running yearly, the 6th of the month entered in variable MTP_LOAD

Table: /BIC/PC_GLBFILT

Stream	Rule	Counter	V	Change flag (I inserted / D deleted)	Global Filter Descri	Sign	Option	Low	Hight	Active
DPS	MTP_LOAD	001	A		Month for loading MTP Photo	I	EQ	10		Y

The month was set to October => 10

If it is decided to change it. It can be done by changing the Global Filter.

Caution, if the change is done after the 6th of October, the archive done the 6th of October will have to be removed first.

MTP - How to reload a MTP archive

Remove the old archive with a selective deletion of ABDPDY04 (to check how to do it with ADSO)

Change the year for the archive and set Active = Y in Global Filter (DPS/PHOTO_MTPY)

Table: /BIC/PC_GLBFILT

Stream	Rule	Count...	V	Change flag (I inserted / D delete...	Global Filter Descri	Sign	Opti...	Low	Hig...	Active
DPS	PHOTO_MTPY	001	A		MTP yearly SnapShot YYYY	I	EQ	2021		Y

Load ABDPDY04 via flat file flow

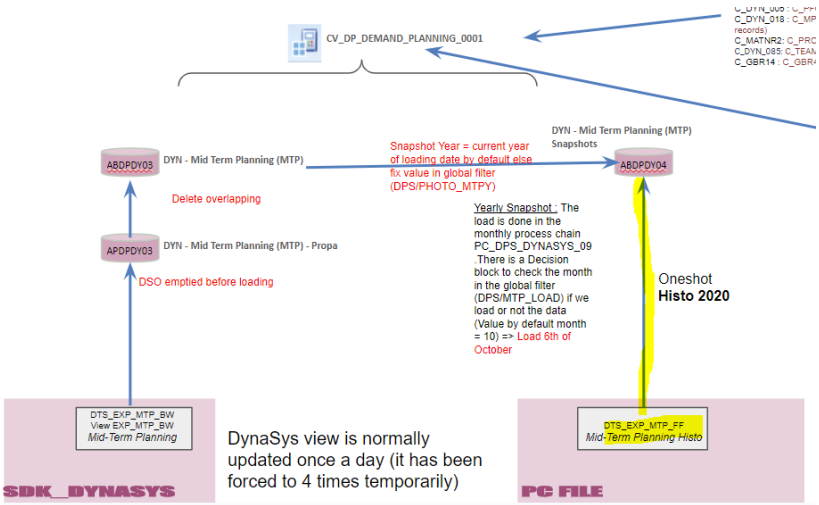

Do not forget to inactivate Global Filter (DPS/PHOTO_MTPY) afterwards (otherwise it will be erased by next automatic MTP archive)

2020 has been manually loaded via flat file Reprise EXP_MTP History_CH_2020.csv

2021 was wrongly filled with oct 2022 data MTP snapshot flat file 2021 - 1 - only CH DCs.zip

2022 was manually archived the 19th of April 2023, re-captured in Dec2023 MTP 2022 - NEW EXTRACT adj - clean.zip

Ship-to/Forecast Customer descriptions onshot loading for CM-AERO and BAAN/PE1 cases

Situation : Ship-to or Forecast Customer description are missing in AERO Demand Review report (BW_QRY_CPDYN11_0006)

This is usually due to mixte DFU (RCS material (extension R) with BAAN or PE1 ship-to (extension B)

1) File format expected

BAAN Customer Forecast Description.csv

Source	Customer Code	Description
BAAN	1226336729	KIMS (KOREA INSTITUTE OF MATERIALS SCIENCE)
WP1_400	1001101346	UNIVERSITY OF TEXAS
WP1_400	1001580183	PERFORMANCE FRICTION PRODUCTS
WP1_400	1001583163	PERFORMANCE FRICTION PRODUCTS

2) check file - listed customers should not already have description in table /BIC/TC_CUSTID for language = 'EN'

Caution : if description already exists for the source system, if you load a new description it will impact all BW application. Object C_CUSTID is widely used.

3) load file

=> emty PSA

=> IP: DTS_C_CUSTID_TEXT (PC_FILE) - Full (change File Name first)

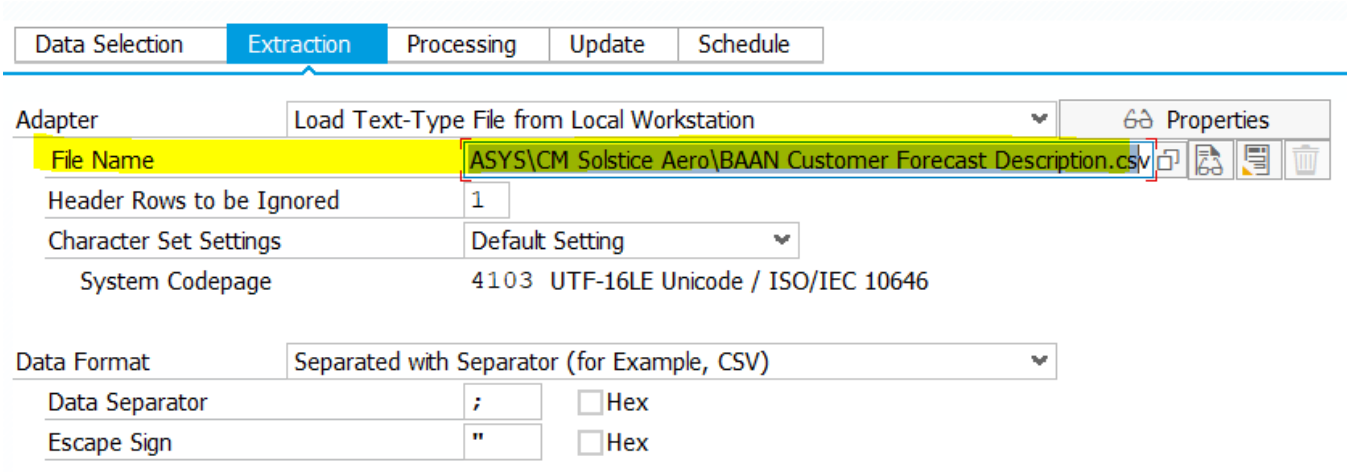

=> check PSA

=> WBP DTP: DTS_C_CUSTID_TEXT (PC_FILE)-> C_CUSTID

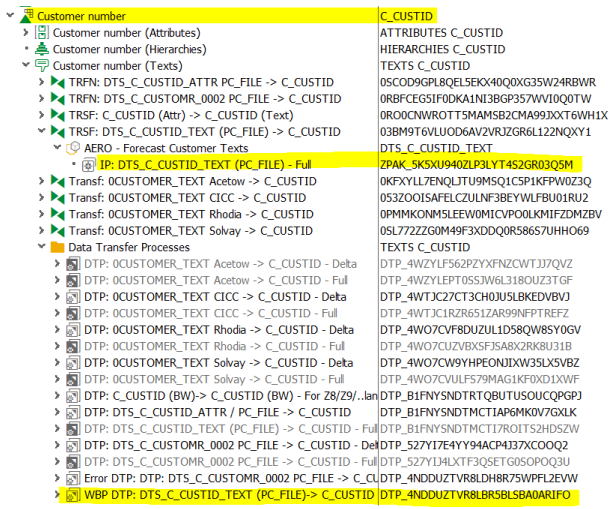

4) Description are instantly available in reporting

Main Evolutions (planned or done)

Decommissioning of BW query. Done for Demand Review S1.2023

The Demand Review (Core query) has to be decommissioned, replaced by existing Budget Review (Core query)

Reason : keyfigures/axis of DR are included in BR. There is no real need to maintain the DR query.

To handle the decommission :

Step 1- Creation of a procedure to help users to switch existing workbooks which are based on the Demand Review query to the Budget Review query => Wiki Change the Query Source In an Existing Workbook

Step 2- Collection of usage statistics via a workbook based on query BW_QRY_CUB_0TCT_C01_0002_GTT / GTT2 –BI Statistics report

Workbook => Query Usage Statistics.xlsx

Example of workbook execution

		Query	BW_QRY_MVDYN11_0006
			BW - DP - Demand Review (Core query)
		Calendar Year	2023
		Calendar Year/Month	MAY 2023
User Team	**User**		Query Access Counter
Not assigned	AMILASZE	WBP_400/AMILASZE	1
Not assigned	AWILHELM	WILHELM	2
Not assigned	BAINBRIDGEV	WBP_400/BAINBRIDGEV	1
Not assigned	BE002733	DELPLANQUE	3
Not assigned	CAST0991	WBP_400/CAST0991	9
Not assigned	KKACPERO	KACPEROWSKI	2
Not assigned	NHUMBER	HUMBERT	2
Not assigned	PARFENSA	PARFENS	2
Not assigned	S1585424	GUERINEAU-DESBORDES	1
Not assigned	SANA0866	WBP_400/SANA0866	4
Not assigned	TCHEN1	CHEN	1
Not assigned	US70465	WBP_400/US70465	1
Not assigned	US70616	FERNANDEZ	1

Step 3- Store informations in a google sheet (link) to follow decommissioning

a) Copy usage statistics

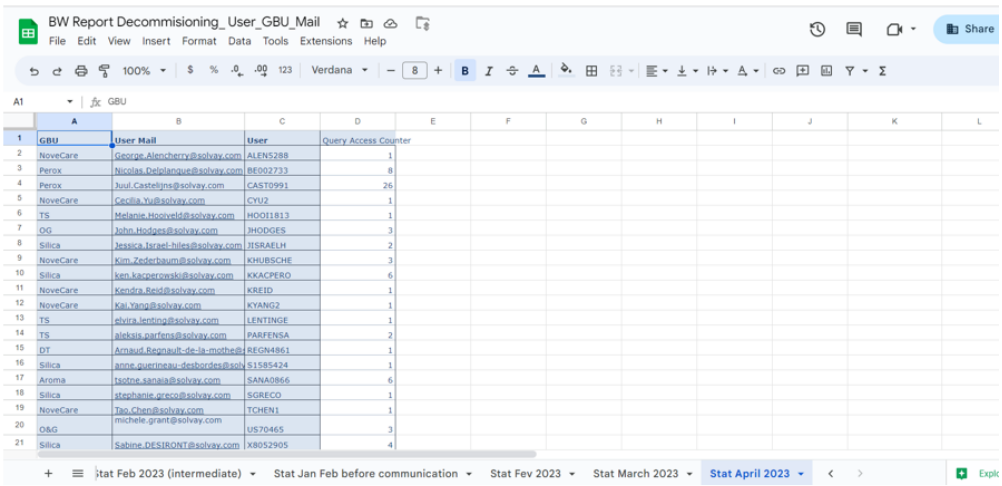

GBU	User Mail	User	Query Access Counter
NoveCare	George.Alencherry@solvay.com	ALEN5288	1
Perox	Nicolas.Delplanque@solvay.com	BE002733	8
Perox	Juul.Castelijns@solvay.com	CAST0991	26
NoveCare	Cecilia.Yu@solvay.com	CYU2	1
TS	Melanie.Hooiveld@solvay.com	HOOI1813	1
OG	John.Hodges@solvay.com	JHODGES	3
Silica	Jessica.Israel-hiles@solvay.com	JISRAELH	2
NoveCare	Kim.Zederbaum@solvay.com	KHUBSCHE	3
Silica	ken.kacperowski@solvay.com	KKACPERO	6
NoveCare	Kendra.Reid@solvay.com	KREID	1
NoveCare	Kai.Yang@solvay.com	KYANG2	1
TS	elvira.lenting@solvay.com	LENTINGE	1
TS	aleksis.parfens@solvay.com	PARFENSA	2
DT	Arnaud.Regnault-de-la-mothe@s	REGN4861	1
Silica	anne.guerineau-desbordes@solv	S1585424	1
Aroma	tsotne.sanaia@solvay.com	SANA0866	6
Silica	stephanie.greco@solvay.com	SGRECO	1
NoveCare	Tao.Chen@solvay.com	TCHEN1	1
O&G	michele.grant@solvay.com	US70465	3
Silica	Sabine.DESIRONT@solvay.com	X8052905	4

b) List users information in a separated tab

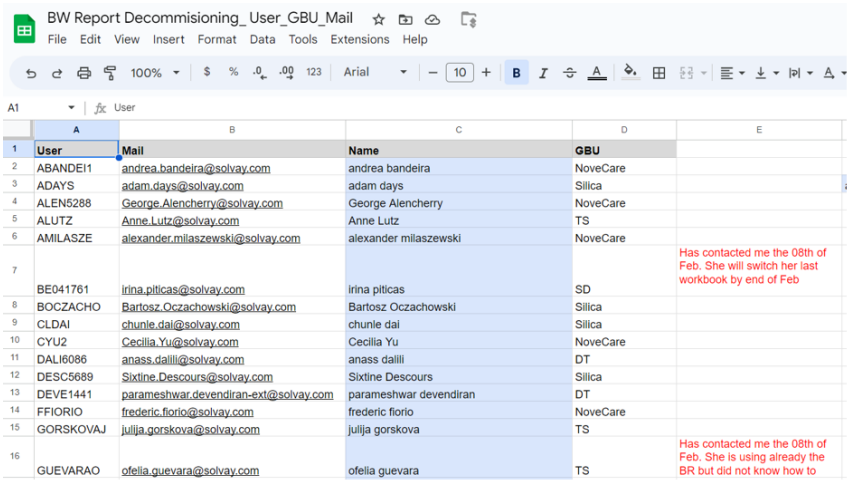

User	Mail	Name	GBU	
ABANDEI1	andrea.bandeira@solvay.com	andrea bandeira	NoveCare	
ADAYS	adam.days@solvay.com	adam days	Silica	
ALEN5288	George.Alencherry@solvay.com	George Alencherry	NoveCare	
ALUTZ	Anne.Lutz@solvay.com	Anne Lutz	TS	
AMILASZE	alexander.milaszewski@solvay.com	alexander milaszewski	NoveCare	
BE041761	irina.piticas@solvay.com	irina piticas	SD	Has contacted me the 08th of Feb. She will switch her last workbook by end of Feb
BOCZACHO	Bartosz.Oczachowski@solvay.com	Bartosz Oczachowski	Silica	
CLDAI	chunle.dai@solvay.com	chunle dai	Silica	
CYU2	Cecilia.Yu@solvay.com	Cecilia Yu	NoveCare	
DALI6086	anass.dalili@solvay.com	anass dalili	DT	
DESC5689	Sixtine.Descours@solvay.com	Sixtine Descours	Silica	
DEVE1441	parameshwar.devendiran-ext@solvay.com	parameshwar devendiran	DT	
FFIORIO	frederic.fiorio@solvay.com	frederic fiorio	NoveCare	
GORSKOVAJ	julija.gorskova@solvay.com	julija gorskova	TS	
GUEVARAO	ofelia.guevara@solvay.com	ofelia guevara	TS	Has contacted me the 08th of Feb. She is using already the BR but did not know how to

c) Add email, name and GBU

Based on the User ID, get the email and GBU using the BMC helix platform as shown below:

Search the ID of the user in the search section while filtering on “People”:

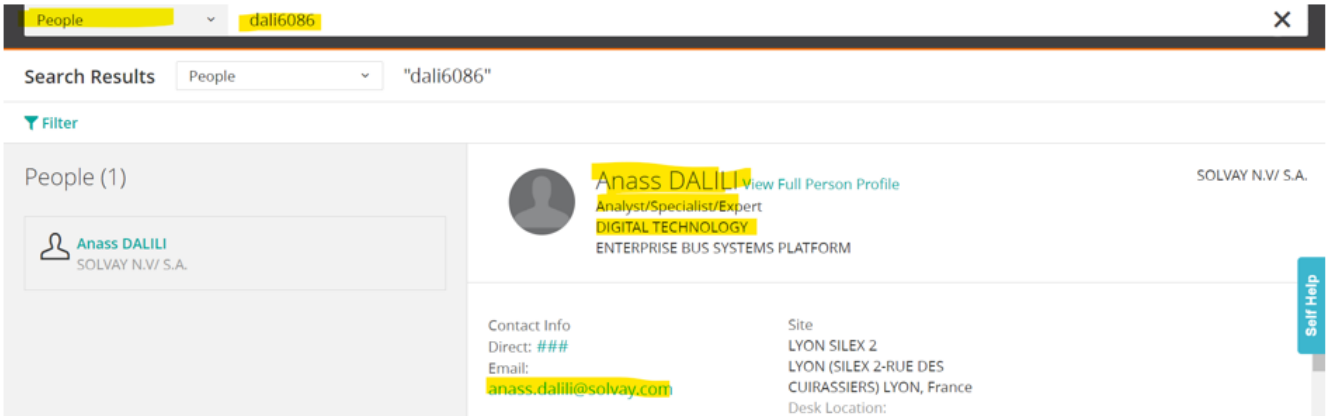

d) In usage statistics tab, use a vlookup to fill email & GBU

Step 4- Communication to sent to users listed in the usage statistics

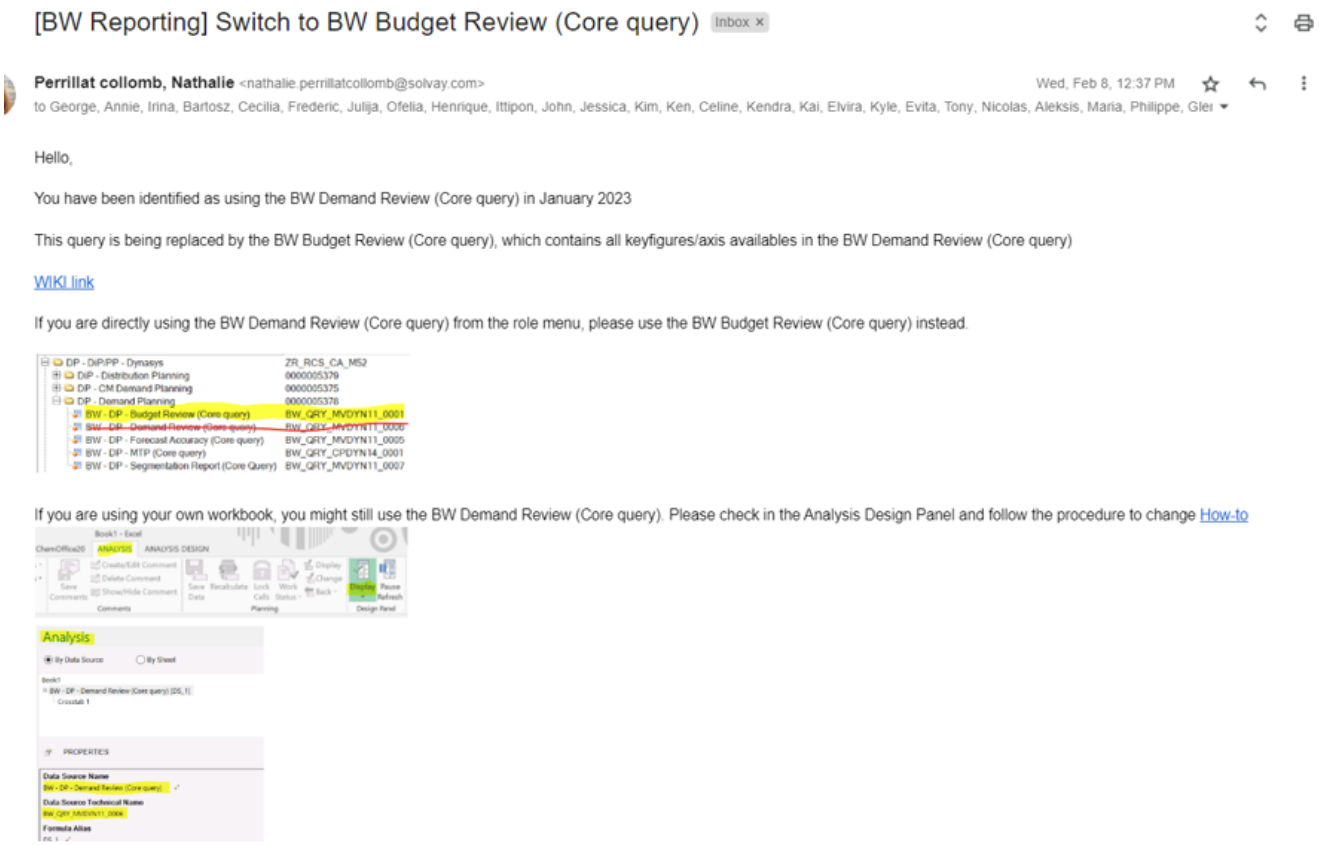

[BW Reporting] Switch to BW Budget Review (Core query) Inbox ×

Perrillat collomb, Nathalie <nathalie.perrillatcollomb@solvay.com> Wed, Feb 8, 12:37 PM

to George, Annie, Irina, Bartosz, Cecilia, Frederic, Julija, Ofelia, Henrique, Ittipon, John, Jessica, Kim, Ken, Celine, Kendra, Kai, Elvira, Kyle, Evita, Tony, Nicolas, Aleksis, Maria, Philippe, Glei

Hello,

You have been identified as using the BW Demand Review (Core query) in January 2023

This query is being replaced by the BW Budget Review (Core query), which contains all keyfigures/axis availables in the BW Demand Review (Core query)

WIKI link

If you are directly using the BW Demand Review (Core query) from the role menu, please use the BW Budget Review (Core query) instead.

DP - DiP/PP - Dynasys	ZR_RCS_CA_M52
DiP - Distribution Planning	0000005379
DP - CM Demand Planning	0000005375
DP - Demand Planning	0000005378
BW - DP - Budget Review (Core query)	BW_QRY_MVDYN11_0001
~~BW - DP - Demand Review (Core query)~~	~~BW_QRY_MVDYN11_0006~~
BW - DP - Forecast Accuracy (Core query)	BW_QRY_MVDYN11_0005
BW - DP - MTP (Core query)	BW_QRY_CPDYN14_0001
BW - DP - Segmentation Report (Core Query)	BW_QRY_MVDYN11_0007

If you are using your own workbook, you might still use the BW Demand Review (Core query). Please check in the Analysis Design Panel and follow the procedure to change How-to

Step 5- Ask DynaSys DP Application owner to share also the info during regular meeting with the GBU

Step 6- E very begin of month, redo from step 2- and send a reminder to users which are still identified in the usage statistics.

Exclude users from DT team as they are aware of the decommissioning.

REMINDER: [BW Reporting] Switch to BW Budget Review (Core query) Inbox ×

DALILI, Anass <anass.dalili@solvay.com> Wed, Mar 1, 11:42 AM

to Laura, George, Irina, Bartosz, Juul, Frederic, Gregory, Ofelia, George, Melanie, John, Jessica, Kim, Ken, Celine, Kendra, Kevin, Luciana, Evita, Tony, Marcelo, Aleksis, Philippe, Roger, Ant

Hello,

You have been identified as using the BW Demand Review (Core query) in February 2023, Please consider below email.

Let us know if you need more assistance.

Kind regards

Dalili Anass

Digital Technology
IS Planning & Scheduling BI

---------- Forwarded message ---------
From: **Perrillat collomb, Nathalie** <nathalie.perrillatcollomb@solvay.com>
Date: Wed, Feb 8, 2023 at 12:37 PM
Subject: [BW Reporting] Switch to BW Budget Review (Core query)

Hello,

You have been identified as using the BW Demand Review (Core query) in January 2023

This query is being replaced by the BW Budget Review (Core query), which contains all keyfigures/axis availables in the BW Demand Review (Core query)

WIKI link

If you are directly using the BW Demand Review (Core query) from the role menu, please use the BW Budget Review (Core query) instead.

DP - DiP/PP - Dynasys	ZR_RCS_CA_M52
DiP - Distribution Planning	0000005379
DP - CM Demand Planning	0000005375
DP - Demand Planning	0000005378
BW - DP - Budget Review (Core query)	BW_QRY_MVDYN11_0001
~~BW - DP - Demand Review (Core query)~~	~~BW_QRY_MVDYN11_0002~~
BW - DP - Forecast Accuracy (Core query)	BW_QRY_MVDYN11_0005
BW - DP - MTP (Core query)	BW_QRY_CPDYN14_0001
BW - DP - Segmentation Report (Core Query)	BW_QRY_MVDYN11_0007

Step 7- If report is still mainly used by a GBU, ask DynaSys DP Application owner to emphasize the information

Step 8- create a ticket to ask to remove the decommissioned query from role menu (this can be done in advance)

WO0000000363794	BW DYN - Remove 2 queries in role menu ZR_RCS_CA_M52

Step 9- create a ticket to ask for query name change as Obsolete (to be done)

Step 10- update WIKI and documentation