

Helix - ITSM

- Summary
 - Join Views
- Tools: Talend
 - Detail job
 - Flow job
 - Access rights
 - Source
 - Format
- Destination
 - Location
 - Format
 - Sizing
 - Assessment
- Loading
 - 1.1 Incremental Load
 - 1.2 Full load
 - 1.3. Reloading data
 - 1.4 Plan to schedule
 - 1.5 Timing
- Criticality
- Logging

Summary

All the job under ITSM will call the API URL <https://solvay-restapi.onbmc.com/api/arsys/v1.0/entry/<interface>> controlled by variable I_VAR_helix_<interface>_url

such as incident, API URL is <https://solvay-restapi.onbmc.com/api/arsys/v1.0/entry/HPD:Help%20Desk> controlled by variable I_VAR_helix_incidents_url

Table	Interface	Incremental Load By	Incremental Flag	No. Fields	Talend Job	ODS Table	DM	DPL Table
Incident	HPD:Help%20Desk	Last Modified Date	HELIX_INCIDENT	1098	F010_Helix_Incidents	ODS_HLX_0000_F001_I_H_i ncidents	DIM_hlx_incidents	V_DIM_hlx_incident
Incident-Worklog	HPD:WorkLog	Last Modified Date	HELIX_WORKLOG	447	F044_Helix_Worklog	ODS_HLX_0000_F004_I_H_ worklog		
Workorder	WOI:WorkOrder	Last Modified Date	HELIX_WORKORDER	742	F020_Helix_WorkOrder_json	ODS_HLX_0000_F001_I_H_ workorder_json	DIM_hlx_work_order	V_FACT_hlx_work_order V_DIM_hlx_work_order_crisis
Workinfo	WOI:WorkInfo	Last Modified Date	HELIX_WORKINFO	452	F022_Helix_WorkInfo	ODS_HLX_0000_F004_I_H_ Workinfo		V_FACT_hlx_Workinfo
Service Request Stub	SB:ServiceRequestStub	Create Date	HELIX_SERVICE_REQ	117	F030_Helix_ServiceRequestStub	ODS_HLX_0000_F001_I_H_ ServiceRequestStub	DIM_hlx_service_request_stub	V_FACT_hlx_service_request_stub
Service Request Cache	myit-sb:ServiceSearchCache	Modified Date	SERVICE_SEARCH_CACHE	67	F032_Helix_myit_ServiceRequestCache	ODS_HLX_0000_F001_I_H_ ServiceSearchCache		V_DIM_hlx_myit_service_search_cache
My Service Request	myit-sb:ServiceRequest	Created Date	SERVICE_REQUEST_NEW	60	F033_Helix_myit_ServiceRequest	ODS_HLX_0000_F001_I_H_ ServiceRequestNew		V_DIM_hlx_myit_service_request
Measurement	SLM:Measurement	Modified Date	HELIX_MEASURE	230	F040_Helix_Measurement	ODS_HLX_0000_F004_I_H_ Measurement		V_FACT_hlx_measurement
Service Request	SRM:Request	Submit Date Last Modified Date?	HELIX_REQUEST	643	F050_Helix_Request	ODS_HLX_0000_F004_I_H_ ServiceRequest		V_FACT_hlx_ServiceRequest
Case	Case	modified_date	HELIX_CASE_ITSM	105	F061_Helix_Case_ITSM	ODS_HLX_0000_F001_I_H_ Cases_ITSM		V_FACT_hlx_case_itsm

Since there are many fields therefore, it is loaded all fields to STG and ODS with json content. Then, it is selected required fields on DM and View at DPL layer.

Join Views

DPL Join views	Related tables
V_DIM_hlx_ticket_type_merg	DPL.V_DIM_hlx_incident UNION ALL DPL.V_FACT_hlx_work_order

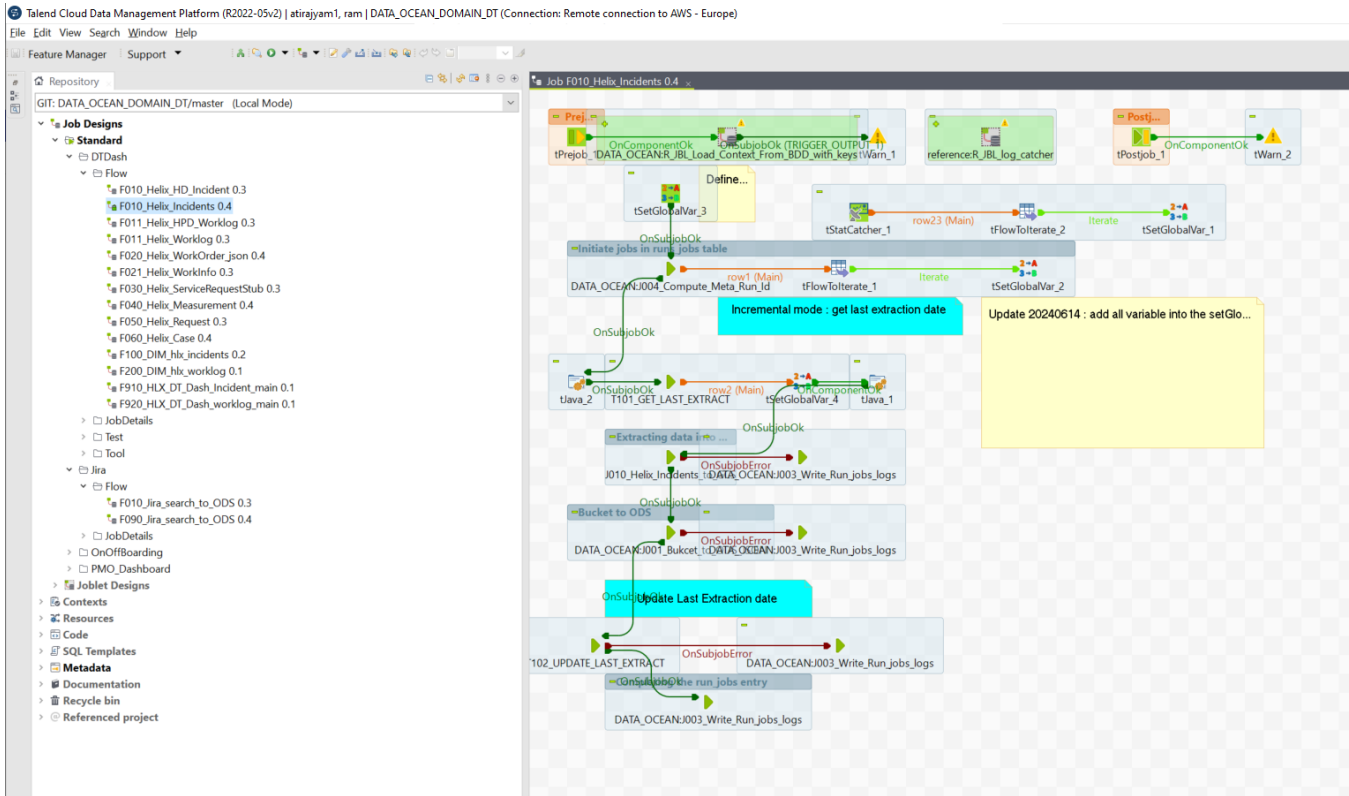
V_DIM_hlx_sr_fullfiment_type

DPL.V_DIM_hlx_myit_service_request
RIGHT JOIN DPL.V_FACT_hlx_work_order
INNER JOIN DPL.V_DIM_hlx_myit_service_search_cache

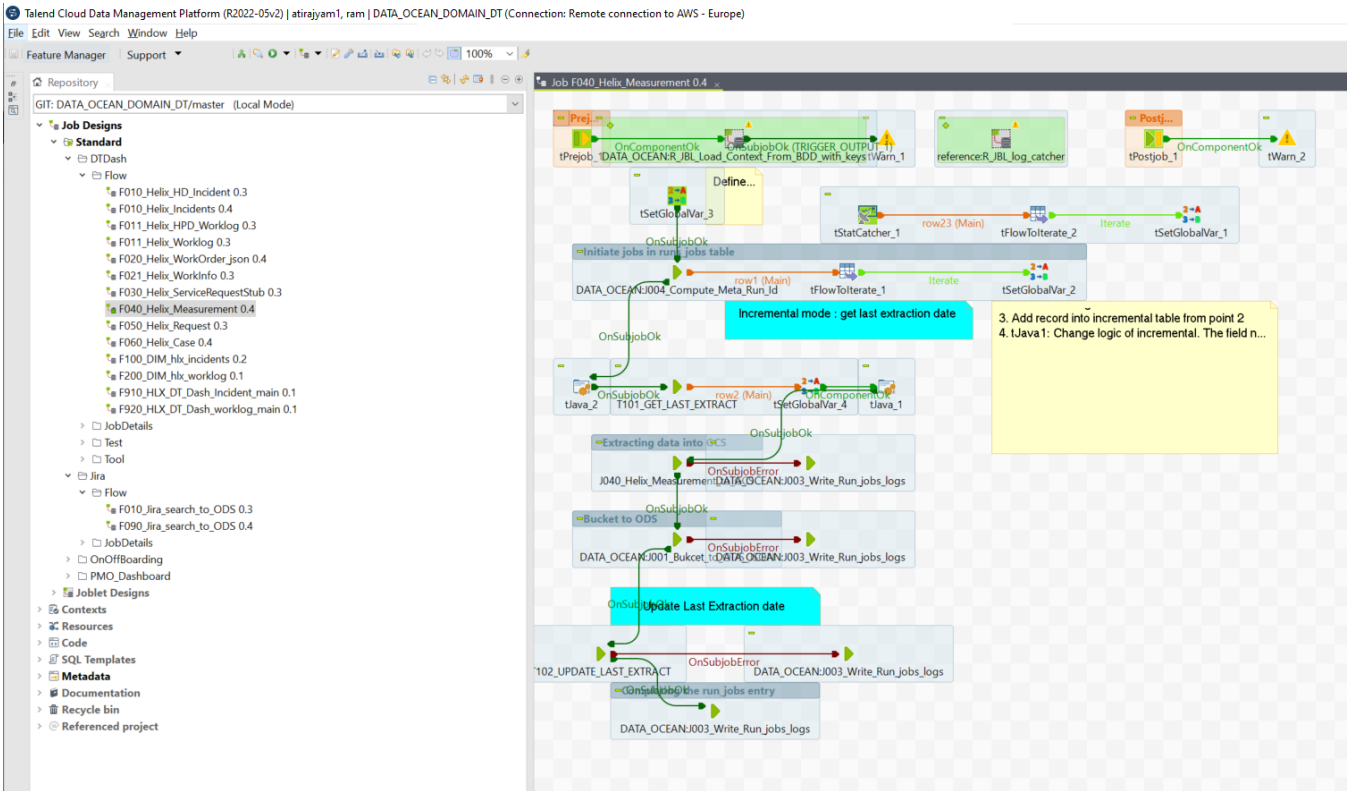
Tools: Talend

Detail job

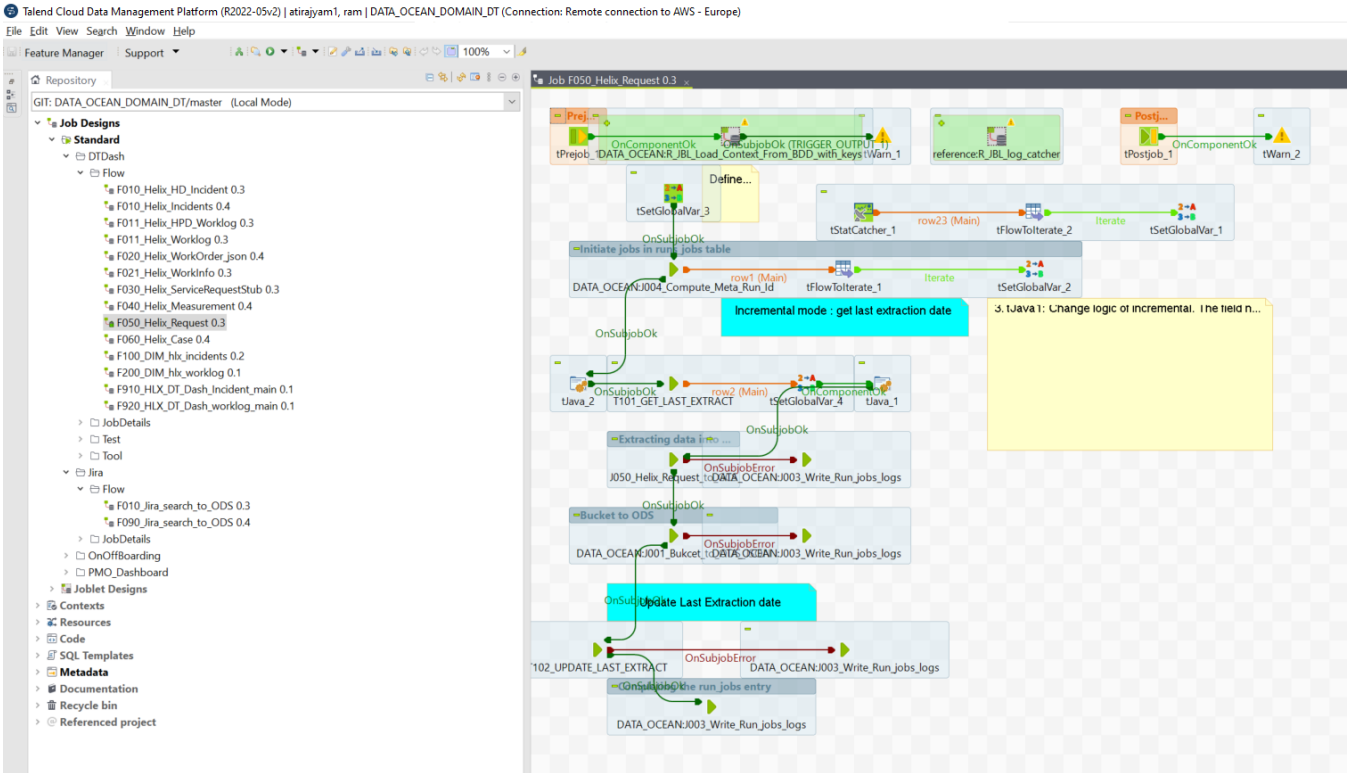
- F010_Helix_Incidents



- F040_Helix_Measurement



- F050_Helix_Request



- F030_Helix_ServiceRequestStub

- a. tSetGlobalVar : to set the maximum number of records to read each time and set the variable nb to check when to exit the loop (start with 0)
- b. tLoop : setup the condition to exit the loop when variable nb < 0
- c. tJava: setup the offset of records in order to get new records of each loop
3. To get data from the source by using start row number from "nb" and max row number from "limit". It read schema from the source(meta data)
4. Generate output file and save to **DATA\DEV\DATA_OCEAN_DOMAIN_DT\Tmp**
5. Update the offset number "nb" = "nb" + "limit"
6. Update "nb" = -1 when ((Integer)globalMap.get("tReplace_1_NB_LINE"))<= 0 in order to exit the loop
7. Upload the files all the folder(**cs-ew1-prj-data-dm-dt-[dev]-staging**)
8. Delete all the files in the folder (point number 5)

Flow job

Below are the list of plan names which are used to invoke the above mentioned Talend jobs.

- PL_DT_F020_Helix_WorkOrder_json
 - PL_DT_F011_Helix_Worklog
 - PL_DT_F021_Helix_WorkInfo
 - PL_DT_F030_Helix_ServiceRequestStub
 - PL_DT_F050_Helix_Request
 - PL_DT_F040_Helix_Measurement
 - PL_DT_F010_Helix_Incidents
-
- Setup meta_run_id and filename of the output file
 - Get the last load from table STG.incremetnal_load, control by the variable I_VAR_eBatch_PF1_QAPP_INC_LOAD and configuration the logic of the incremental load in tJava to use the date from incremental_load to the field of create or change date in the SAP
 - Call the detail job and pass parameters such as user/password, query from point number 2 to do the incremental load and save the file to GCS
 - Call the standard job to upload the files from GCS to ODS
 - If the loading is OK and parameter I_VAR_heliux_[table_name]_reload = incremental, update the time on the table incremental_load. If the value is not incremental, it is the reloading
 - If everything is OK, update the log.

Access rights

Request to ESM Ticketing Pool Team via ticket

Contact point: Florian.Kroell@solvay.com / toms.teteris@solvay.com

Username = DataPlatform_integration (keep in variable g_CNX_HLX_UserName)

Password =encrypt on variable context.g_CNX_HLX_Password

Source

- <https://solvay-restapi.onbmc.com/api/arsys/v1.0/entry/HPD:Help%20Desk>
- <https://solvay-restapi.onbmc.com/api/arsys/v1.0/entry/SLM:Measurement>
- <https://solvay-restapi.onbmc.com/api/arsys/v1.0/entry/SRM:Request>
- <https://solvay-restapi.onbmc.com/api/arsys/v1.0/entry/SB:ServiceRequestStub>
- <https://solvay-restapi.onbmc.com/api/arsys/v1.0/entry/WOI:WorkInfo>
- <https://solvay-restapi.onbmc.com/api/arsys/v1.0/entry/HPD:WorkLog>
- <https://solvay-restapi.onbmc.com/api/arsys/v1.0/entry/WOI:WorkOrder>

Format

- JSON

Destination

Location

- Bucket = cs-ew1-prj-data-dm-dt-[dev]-staging/xxx
- DataOcean GCP = prj-data-dm-dt-[env]
- STG Table names =
 - prj-data-dm-dt-[env].STG.STG_HLX_0000_0000_F001_I_H_incidents
 - prj-data-dm-dt-[env].STG.STG_HLX_0000_0000_F001_I_H_Measurement
 - prj-data-dm-dt-[env].STG.STG_HLX_0000_0000_F001_I_H_ServiceRequest
 - prj-data-dm-dt-[env].STG.STG_HLX_0000_0000_F001_I_H_ServiceRequestStub
 - prj-data-dm-dt-[env].STG.STG_HLX_0000_0000_F001_I_H_Workinfo

- prj-data-dm-dt-[env].STG.STG_HLX_0000_0000_F001_I_H_worklog
- prj-data-dm-dt-[env].STG.STG_HLX_0000_0000_F001_I_H_workorder_json
- ODS Table names =
 - prj-data-dm-dt-dev.ODS.ODS_HLX_0000_F001_I_H_Incidents
 - prj-data-dm-dt-dev.ODS.ODS_HLX_0000_F001_I_H_Measurement
 - prj-data-dm-dt-dev.ODS.ODS_HLX_0000_F001_I_H_ServiceRequest
 - prj-data-dm-dt-dev.ODS.ODS_HLX_0000_F001_I_H_ServiceRequestStub
 - prj-data-dm-dt-dev.ODS.ODS_HLX_0000_F001_I_H_Workinfo
 - prj-data-dm-dt-dev.ODS.ODS_HLX_0000_F001_I_H_worklog
 - prj-data-dm-dt-dev.ODS.ODS_HLX_0000_F001_I_H_workorder_json
- DPL View names =
 - prj-data-dm-dt-[env].DPL.V_FACT_hlx_work_order
 - prj-data-dm-dt-[env].DPL.V_FACT_hlx_Workinfo
 - prj-data-dm-dt-[env].DPL.V_FACT_hlx_service_request_stub
 - prj-data-dm-dt-[env].DPL.V_FACT_hlx_measurement
 - prj-data-dm-dt-[env].DPL.V_DIM_hlx_incident
 - prj-data-dm-dt-[env].DPL.V_FACT_hlx_ServiceRequest
 - prj-data-dm-dt-[env].DPL.V_DIM_hlx_status

Format

- columnar format

Sizing

Assessment

How to validate that the generated output is valid:

Loading

1.1 Incremental Load

It is control by variables:

`I_VAR_helix_[object]_reload`: If it is "increment", it will get the last load from table STG.incremental_loading and using meta_file_name without _RELOAD

`I_VAR_helix_[object]_sort`: To sort the increment field with ascending order in order keep track the last update

`I_VAR_helix_[object]_limit`: The number of records to get from API each time

`I_VAR_helix_[object]_nloop`: the number of loop for each load. (the number of limit x nloop will be max record on the file to load each time to BQ)

`I_VAR_helix_[object]_offset`: The number of record index from API. It starts with 0. Will change to another number only specific reload case

1.2 Full load

N/A

1.3. Reloading data

It is control by variables:

`I_VAR_helix_[object]_reload`: If it is NOT "increment", it will the full load with condition on this parameter such as [and 'Status'="Closed"] Need to starting with " and ..." because the first condition is fixed that incremental field >= meta_loast_process_date of meta_filename = xxx_RELOAD. Then in this case the selection will be 'Last Modified Date'>="3/1/2022 00:00:00" and Status="Closed".

`I_VAR_helix_[object]_limit`: The number of records to get from API each time

`I_VAR_helix_[object]_nloop`: the number of loop for each load. (the number of limit x nloop will be max record on the file to load each time to BQ)

`I_VAR_helix_[object]_sort`: To sort the increment field with ascending order in order keep track the last update. In case the number of records (limit x nloop) still not get all the records, the last modified date will updated to HELIX_INCIDENT_RELOAD. Then the next load will start from this point for the reload.

`I_VAR_helix_[object]_offset`: The number of record index from API. It starts with 0. Will change to another number only specific reload case

How to:

1. Stop schedule job
2. Change the start date that is required to reload on

UPDATE STG.incremental_loading

SET meta_last_process_date = '2021-12-22 00:00:00' --the date that want to reload

where meta_file_name = 'HELIX_INCIDENTS_RELOAD' -- identify the object that want to reload but the name to change must be _RELOAD. Without _RELOAD will use for incremental load only.

meta_file_name	meta_source_system	meta_last_process_date
HELIX_INCIDENT	HLX	2024-08-23 03:02:16 UTC
HELIX_INCIDENT_RELOAD	HLX	2022-03-01 00:00:00 UTC

3. Change context I_VAR_helix_incident_reload to the condition that want to reload.

such as %20and%20Status=%22Closed%22

4. Recheck the variables: limit, nloop, offset
5. Run the job to load until HELIX_HD_INCIDENTS_RELOAD is more than HELIX_HD_INCIDENTS. Meaning reload is up-to-date

After loading is complete, the meta_last_process_date should be increasing. **In case, meta_last_process_date is not increase, it means that the number of records is more than limit x nloop. There are 2 solutions:

I. increase nloop (limit is maximum at 2000 for this API). if nloop is too many, the job can be fail)

II. change offset, if the first load with 10,000 records still have the same meta_last_process_date, change I_VAR_helix_[object]_offset to 10000, this will start loading at the record 10000 to 20000. You may check the number of record in Postman program to plan how to reload it.

6. Change the context I_VAR_helix_incident_reload to be "incremental"
7. Reschedule the job

1.4 Plan to schedule

Every hour

1.5 Timing

The average time expected for loading: 5 minutes

Criticality

Low

Logging

1. Check the last loading

```
select * from STG.incremental_loading
where meta_file_name in ( 'HELIX_CASE_ITSM', 'HELIX_INCIDENT', 'HELIX_SERVICE_REQ', 'HELIX_WORKORDER', 'KADISKA_RUM', 'SERVICE_SEARCH_CACHE', 'SERVICE_REQUEST_NEW' )
order by meta_file_name
```

meta_file_name	meta_source_system	meta_last_process_date
HELIX_CASE_ITSM	HLX	2024-08-23 04:02:18 UTC
HELIX_INCIDENT	HLX	2024-08-23 03:02:16 UTC
HELIX_SERVICE_REQ	HLX	2024-08-23 04:00:22 UTC
HELIX_WORKORDER	HLX	2024-08-23 04:03:19 UTC
KADISKA_RUM	KDK	2024-08-23 03:00:00 UTC

2. Check the loading records / error

```
select job.job_name , job.meta_start_date , logs.meta_run_id , logs.meta_source_system , logs.meta_step , logs.meta_status , logs.meta_num_lines , logs
.meta_error_lines from STG.log_tables logs join STG.run_jobs job on logs.meta_run_id = job.meta_run_id
where logs.meta_run_id in ( SELECT meta_run_id FROM STG.run_jobs order by meta_start_date desc limit 100 )
and ( job_name like '%Helix%' or job_name like '%Kadiska%' or job_name like '%HLX%' )
and ( meta_step = 'ODS to DM' or meta_step = 'Bucket to Staging' )
and meta_start_date > DATE_SUB ( CURRENT_TIMESTAMP () , INTERVAL 1 DAY )
order by meta_start_date desc
```

job_name	meta_start_date	meta_run_id	meta_source_system	meta_step	meta_status	meta_num_lines	meta_error_lines
F110_DIM_HLX_Incident_SCD_Type2	2024-08-23 04:32:23.451796 UTC	b76d0ae6-0082-4f27-920...	ODS_HLX_0000_F001_LH_Inci...	ODS to DM	OK	22	0
F030_Helix_ServiceRequestStub	2024-08-23 04:31:54.032688 UTC	c61d2bd3-b35d-4f65-bf49...	HLX_DT_0000_0000_F001_20 240823043149_0001_LD_Heli x_ServiceRequestStub.csv	Bucket to Staging	OK	19	0
F061_Helix_Case_ITSM	2024-08-23 04:31:53.808741 UTC	f3275be8-56f3-402c-a93b...	HLX_DT_0000_0000_F001_202...	Bucket to Staging	OK	195	0
F020_Helix_WorkOrder_json	2024-08-23 04:31:52.396467 UTC	4be700e1-c782-4b97-b65...	HLX_DT_0000_0000_F001_20 240823043147_0001_LD_Heli x_HD_workorder.csv	Bucket to Staging	OK	59	0
F060_Helix_Case	2024-08-23 04:31:51.894938 UTC	e7c32658-13d2-429f-ae79...	HLX_DT_0000_0000_F001_202...	Bucket to Staging	OK	156	0
F010_Helix_Incidents	2024-08-23 04:31:37.361038 UTC	ddcced21-13ef-44f1-802c-...	HLX_DT_0000_0000_F001_20 240823043133_0001_LH_Inci dent_json.csv	Bucket to Staging	OK	22	0
F063_Helix_ServiceRequest_New	2024-08-23 04:02:38.039199 UTC	c51cda35-ee9c-40cb-92d...	HLX_DT_0000_0000_F001_20 240823040234_0001_LD_Heli x_servicerequest_new.csv	Bucket to Staging	OK	40	0