

# Functional Template - Production Planning Report

## 1.0 Overview

### Business Context and Application Overview

The BW PP Production Planning application regroups all the reports that are based on the inventory data and MRP elements in SAP and more particularly :

- The inventory movements (MM documents)
- The future elements (MRP)
- The capacities analysis

Reports are usually used by production and supply chain.

### Application User Profile

*Describe the key User profiles that exist for the application.*

*General role/Viewer role:*

*Approver role:*

#### Target Users:

*As examples: Controllers / Accountants*

*Access to the application in the WBP Server is provided by **Company Code**. You can have access to one, several or all company codes.*

VERSION	DATE	MODIFIED BY	DESCRIPTION
0.01	05 Dec 2023	Abidemi Raji	Initial draft

### Application Type

#### Data Product Type

- Dashboard
- Report
- Advanced analytics
- AI
- Others <specify which one>

#### Technologies

- BW
- Tableau
- QlikSense
- Talend
- Dataiku
- Others <specify which one>

#### Data Sources

*Note: list of all applications and various environment*

- SAP PF1 (Production environment)
- SAP WP1
- SAP PI1
- BW (versions)
- iCare CRM
- CORE CRM
- Others <specify the name of the source>

## 2.0 Business Process

### MRP:

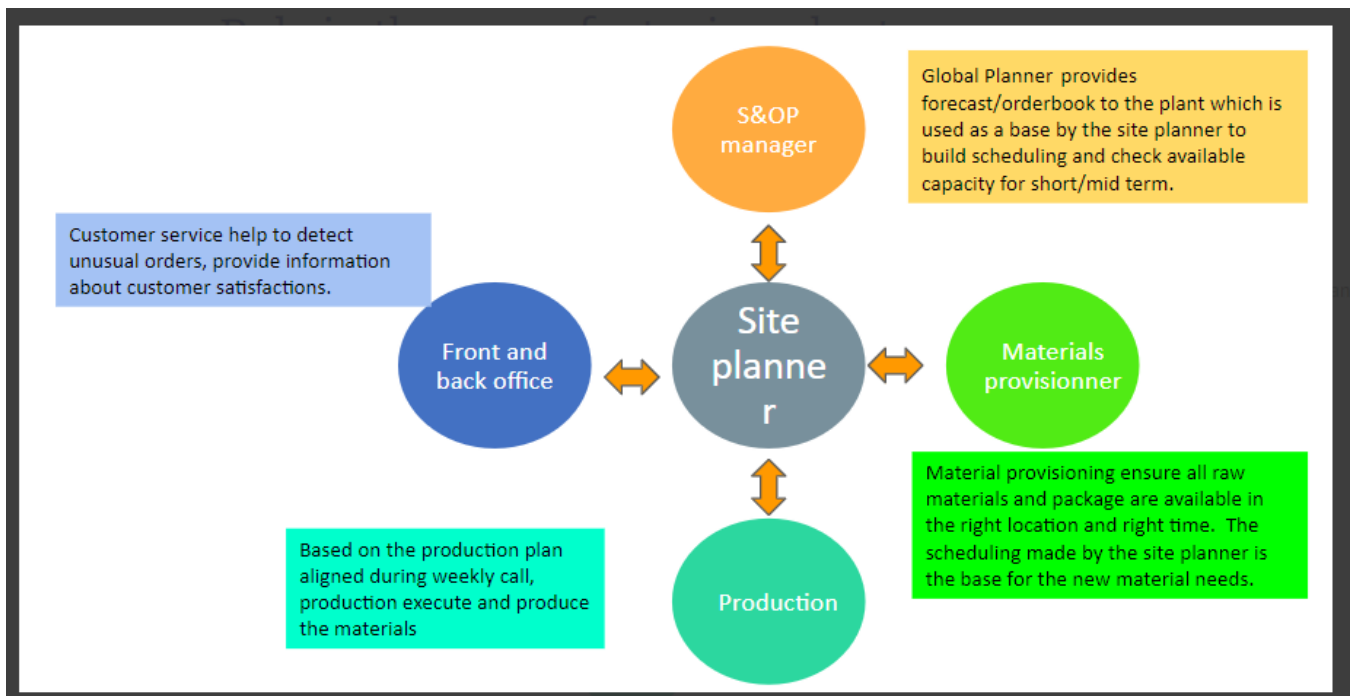
The main function of the Material Requirement Planning (MRP) is to guarantee the availability of the finished product, this means calculating the components needed (semi-finished / packaging / raw material) to make a product. It consists of several steps : taking inventory of the materials and components on hand, identifying which additional ones are needed and then scheduling their production or procurement.

**The Material Requirement Planning tries to conciliate as much as possible the 3 following objectives**

- Optimize the Service Level rate by delivering On Time In Full (OTIF)
- Optimize inventory
- Improve day-to-day operational efficiency

### Site Planner Role:

The Site planner is a local leader for the planning activities, an efficient scheduling process can ensure quick respond to changes in demand, supply while taking into consideration of available resources. A skilled site planner plays a key role in optimizing performance at the site



Planner Workflow

Monthly	Weekly	Daily
1.Adjust the production plan based on the new S&OP production plan. (early of month)	1.Participate production plan alignment meeting, integrate new changes from production into scheduling	1.Adjust ongoing process order based on D-1 actual declared.
2.Review performance KPIs.	2. Review actual production vs planned (monthly yield), trigger alerts.	2.Review resource, RM, technical constraint(if have), new order book, to trigger alerts & adjust the scheduling.
	3. Review scheduling based on allocation result with global planner ( S&OP manager)	3.In case of limited storage/bulk blocking reactor, check transport reliability, evaluate the impact to orders with the new outbound delivery.
	4. Monitor production posting to ensure product availability.	4.Schedule new production in scheduling tool (Picaso, MF50, Aspen)
	4. Monitor inventory health & Manage SMOG report and coding 5.Complete OTIF coding in SAP (with root cause in scheduling ).	5. Clean SAP from old planned orders, post processing items (MF47), remaining qty's etc. pp. to have a good visibility of your stock projection.

Depends on the plant size, the scope of site planner could be larger

### 3.0 Application Feature Overview

Information about the existent Workbooks and the respective BW queries.

Reports	Definition	Prompts	BW Workbook Query	Query Technical Name

CATEGORY	BW CORE QUERY NAME	BW TECHNICAL NAME
Production	BW - MRP Elements in the past (Core Query)	BW_QRY_CUB_PP02_0001
	BW - Projected Stocks 60 days (Core Query)	BW_QRY_MPR_IC001_0002
	BW - Stock Movement Production (core query)	BW_QRY_MPR_IC001_0013
	BW - Value stream production (core query)	BW_QRY_MPR_IC001_0065
Planning	BW - Capacity planning - Monthly (Core Query)	BW_QRY_CUB_CAPM_0001
	BW - Capacity planning - Weekly (Core Query)	BW_QRY_CUB_CAP_0001
	BW - Material - Production Program Follow Up (Core Query)	BW_QRY_CUB_STSA_0003
	BW - Material - Scheduling Adherence (Core Query)	BW_QRY_CUB_STSA_0001
	BW - Production Planning (8 weeks) (Core Query)	BW_QRY_CUB_PP02_0002
	BW - Stock and Planning Month Snapshot (Core query)	BW_QRY_MPR_IC001_0017B
	BW - Stock and Planning report by week (Core query)	BW_QRY_MPR_IC001_0068

## Reporting

PP - Production Planning	ZR_RCS_CA_M19
Novacare	0000003409
BW - Production Planning (8 weeks) (Core Query)	BW_QRY_CUB_PP02_0002
Planning	0000003541
BW - Capacity planning - Monthly (Core Query)	BW_QRY_CUB_CAPM_0001
BW - Capacity planning - Weekly (Core Query)	BW_QRY_CUB_CAP_0001
BW - Production Planning (8 weeks) (Core Query)	BW_QRY_CUB_PP02_0002
BW - Stock and Planning Month Snapshot (Core query)	BW_QRY_MPR_IC001_0017B
BW - Stock and Planning report by week (Core query)	BW_QRY_MPR_IC001_0068
Production	0000003540
BW - MRP Elements in the past (Core Query)	BW_QRY_CUB_PP02_0001
BW - Projected Stocks 60 days (Core Query)	BW_QRY_MPR_IC001_0002
BW - Stock Movement Production (Core query)	BW_QRY_MPR_IC001_0013
BW - Value stream production (Core query)	BW_QRY_MPR_IC001_0065

Query	Description
BW_QRY_APD_MPR_IC001_0037	BW - EHS - Movement Production to APD for SVT RO (Core Query)
BW_QRY_APD_MPR_IC001_0037_JBA	BW - EHS - Movement Production Check
BW_QRY_CUB_IC002_6001	BW - Inventory Movements Report
BW_QRY_CUB_IC002_VS_0001	BW - Production by Materials As is - Detail Analysis (Core)
BW_QRY_CUB_PP02_0001	BW - MRP Elements in the past (Core Query)
BW_QRY_CUB_PP02_0002	BW - Production Planning (8 weeks) (Core Query)
BW_QRY_CUB_PP02_QVRCSKPI_0002	BW - Production Planning (8 weeks) (QV)
BW_QRY_MPR_IC001_0001	BW - Inventory Aging Report (Core Query)
BW_QRY_MPR_IC001_0001_BIN	BW - Inventory Aging Report Storage bin
BW_QRY_MPR_IC001_0001_POLAND	BW - Inventory Aging Report (JMALBORSKA)
BW_QRY_MPR_IC001_0002	BW - Projected Stocks 60 days (Core Query)
BW_QRY_MPR_IC001_0003	BW - Assistance cleaning of the material (Core Query)

BW_QRY_MPR_IC001_0006	BW - DYNASYS - Stock evolution (APD Export Query)
BW_QRY_MPR_IC001_0013	BW - Stock Movement Production (Core query)
BW_QRY_MPR_IC001_0013_EHS	BW - Stock Movement Production (EHS query)
BW_QRY_MPR_IC001_0013_JHILAIRE	BW_QRY_MPR_IC001_0013_JHILAIRE
BW_QRY_MPR_IC001_0013_JHILAIRE	BW - Stock Movement Production-JHILAIRE(Core query)
BW_QRY_MPR_IC001_0013B	BW - Stock Movement Production - Comm Choice (Core)
BW_QRY_MPR_IC001_0014	BW - Stock Movement All Types (Core query)
BW_QRY_MPR_IC001_0014_EHS	BW - Stock Movement All Types (EHS query)
BW_QRY_MPR_IC001_0016	BW - Stock Movement Production Neutralized by zone (Core que
BW_QRY_MPR_IC001_0017	BW - Stock and Planning report (Core query)
BW_QRY_MPR_IC001_0017B	BW - Stock and Planning Month Snapshot (Core query)
BW_QRY_MPR_IC001_0017B_GR01	BW - Stock and Planning Month Snapshot (Core query) - GR
BW_QRY_MPR_IC001_0018	BW - Stock and Planning Month Snapshot (Core query) - GR
BW_QRY_MPR_IC001_0020	BW - Stocks by Profit Center (Core Query)
BW_QRY_MPR_IC001_0026	BW - Movements value/qty evolution (Core Query)
BW_QRY_MPR_IC001_0026_EP	BW - Stocks Evolution EP (Specific)
BW_QRY_MPR_IC001_0026_EP2	BW - Stocks Evolution EP (Specific 2)
BW_QRY_MPR_IC001_0026_GSV	BW_QRY_MPR_IC001_0026_GSV
BW_QRY_MPR_IC001_0027	BW - Average Turn - 3 month (Core Query)
BW_QRY_MPR_IC001_0028	BW - Turn Evolution - 3 month (Core Query)
BW_QRY_MPR_IC001_0029	BW - Turn - 91 days (Core Query)
BW_QRY_MPR_IC001_0031	BW - Stock evolution (Core Query)
BW_QRY_MPR_IC001_0031_BCAST	BW - Stock evolution (BROADCAST)
BW_QRY_MPR_IC001_0031_BCAST02	BW - Stock evolution M-1 (BCAST02)
BW_QRY_MPR_IC001_0031_BCAST03	BW - Stock evolution 12 last months (BCAST03)
BW_QRY_MPR_IC001_0031_BCAST04	BW - Stock evolution current month (BCAST04)
BW_QRY_MPR_IC001_0031_BCASTM	BW - Stock evolution M M-1 (BROADCAST)
BW_QRY_MPR_IC001_0031FRANCO	BW - Stock evolution
BW_QRY_MPR_IC001_0033	BW - Actual stock VS Safety stock Comparaison (Core Query)
BW_QRY_MPR_IC001_0034	BW - Inventory level for AROMA dashboard - SCREEN (QV Query)
BW_QRY_MPR_IC001_0035	BW - Movement Production to APD (Core Query)
BW_QRY_MPR_IC001_0036	BW - Movement Production to APD for REACH (Core Query)
BW_QRY_MPR_IC001_0051	BW - Stock Values and Quantities (Core Query)
BW_QRY_MPR_IC001_0059	BW - Homogation Stock (Dynasys Extract)
BW_QRY_MPR_IC001_0060	BW - Consignment Stock (Dynasys Extract)
BW_QRY_MPR_IC001_0061	BW - Blocked Stock (Dynasys Extract)
BW_QRY_MPR_IC001_0062	BW - Stock evolution with conversion (Core Query)
BW_QRY_MPR_IC001_0062_BCAST	BW - Stock evolution with conversion (BROADCAST)
BW_QRY_MPR_IC001_0062_BH	BW - Stock evolution with conversion light (spec BH)
BW_QRY_MPR_IC001_0062_BH2	BW - Stock evolution with conversion light (spec BH BATCH)
BW_QRY_MPR_IC001_0062_BH3	BW - Stock evolution with conversion light (spec BH INVENTOR)
BW_QRY_MPR_IC001_0062_NA	BW - Stock evolution with conversion (NA)
BW_QRY_MPR_IC001_0062_NA	BW - Stock evolution with conversion (NA) (Core query)
BW_QRY_MPR_IC001_0062_NA2	BW - Stock evolution with conversion (NA) (Core query)
BW_QRY_MPR_IC001_0063	BW - Stock Mmvt with conversion (Core query)
BW_QRY_MPR_IC001_0065	BW - Value stream production (Core query)
BW_QRY_MPR_IC001_0066	BW - Stock Mmvt in base/prompt/active unit (Core Query)

BW_QRY_MPR_IC001_0067	BW - Turn Evolution - 1 year (Core Query)
BW_QRY_MPR_IC001_0068	BW - Stock and Planning report by week (Core query)
BW_QRY_MPR_IC001_0072	BW - Vendor Consignment Stock (Dynasys Extract)
BW_QRY_MPR_IC001_0073	BW - Restricted Use Stock (Dynasys Extract)
BW_QRY_MPR_IC001_0074	BW - Inventory End of Month RCS (Dynasys Extract)
BW_QRY_MPR_IC001_0128	BW - Physical inventory coverage rate - MPR_IC001
BW_QRY_MPR_IC001_063	BW - EHS - Neutralized Production Other data for EHS
BW_QRY_MPR_IC001_064	BW - EHS - Neutralized Production Japan data for EHS
BW_QRY_MPR_IC001_065	BW - EHS - Neutralized Production Australia data for EHS
BW_QRY_MPR_IC001_066	BW - EHS - Neutralized Production data for EHS (Hana Flow)
BW_QRY_MPR_IC001_6068	Rhodia UK Stock Report (Core Query)
BW_QRY_MPR_IC001_75	BW - Customer Inventory End of Month RCS (Dynasys Extract)
BW_QRY_MPR_IC001_76	BW - Unrestricted Stock RCS in the future (Dynasys Extract)
BW_QRY_MPR_IC001_9000	BW - Inventory Value (Core query)
BW_QRY_MPR_IC001_9003	BW - Spare Parts Movements AVG (LA Specific)
BW_QRY_MPR_IC001_9003_KWC	BW - Spare Parts Movements AVG (LA Sp kwc)
BW_QRY_MPR_IC001_9004	BW - Spare Parts Free Stocks (LA Specific)
BW_QRY_MPR_IC001_9005	BW - Spare Parts Unit Price (LA Specific)
BW_QRY_MPR_IC001_9099	BW - Inventory Value (BROADCAST)
BW_QRY_MPR_IC001_BCAST_001	BW_QRY_MPR_IC001_BCAST_001
BW_QRY_MPR_IC001_SYNTN_0273	Prod Ventres Stocks - Valence (core query)
BW_QRY_MPR_IC001_VS_0001	BW - Production by Materials As is - Detail Analysis (Core)
QV_BW_QRY_MPR_IC001_0013	QV-BW- Stock Movement Production (QV)
QVEPSC_BW_QRY_MPR_IC001_0062	BW - Stock Evolution with Conversion (QV-EP-SC)
QVNVSC_BW_QRY_MPR_IC001_0001	BW - Inventory Aging Report (QVNVSC Core Query)
QVNVSC_BW_QRY_MPR_IC001_0001B	BW - Inventory Aging Report (QVNVSC Core Query)
QVNVSC_BW_QRY_MPR_IC001_0002	BW - Inventory Aging Report (QVNVSC Core Query)
QVNVSC_BW_QRY_MPR_IC001_0002	BW - Inventory Aging Report (QV Query)
QVNVSC_BW_QRY_MPR_IC001_0002DZ	LDZ - Inventory Aging Report (QVNVSC Core Query)
QVNVSC_BW_QRY_MPR_IC001_0003	BW - Inventory Aging Report (QVNVSC Core Query)
QVNVSC_BW_QRY_MPR_IC001_0016	BW - Stock Movement Production Neutralized by zone (Core que
QVNVSC_BW_QRY_MPR_IC001_0026	BW - Movements value/qty evolution (QV Query)
QVNVSC_BW_QRY_MPR_IC001_0063	BW - Stock Mmvt with conversion (QV)
QVNVSC_BW_QRY_MPR_IC001_0065	BW - Value stream production (QV query)
QVNVSC_BW_QRY_MPR_IC001_0071	BW - Stock evolution with conversion (Core Query) for Qlikvi
QVSBS_BW_QRY_MPR_IC001_0001	BW - Stock Movement All Types (Core query) Qlik
QVSBS_BW_QRY_MPR_IC001_0002	BW - Stock Movement All Types (Core query) Qlik
QVSBS_BW_QRY_MPR_IC001_0003	QV - Stock Movement All Types (Core query) Qlik
QVSBS_BW_QRY_MPR_IC001_0004	QV - Stock Movement All Types (Core query) Qlik
QVSBS_BW_QRY_MPR_IC001_0014	BW - Stock Movement All Types (Core query) Qlick
QVSBS_BW_QRY_MPR_IC001_0051	BW - Stock Values and Quantities (Core Query)

## 4.0 Functional Specification

### 4.1 General Data/Calculations

*This section will approach the concepts/definitions that will be used in all the reports and required to understand the data from the reports.*

Could be specific fields, closing activities, additional information to work and understand the reports.

## 4.2 Process Detail

### 4.2.1. Report/Process Definition

This section represents the process with detail information for the application. Can include specific or special cases, complex logics , calculations, flows, among others.

#### Capacity Planning

<b>BW Server</b>	WBP
<b>Application</b>	PP - Production Planning
<b>Query Name</b>	BW - Capacity planning - Monthly (Core Query)
<b>Query Technical Name</b>	BW_QRY_CUB_CAPM_0001
<b>Core/Specific Scope</b>	Core
<b>Specific Reason</b>	
<b>Provider Name</b>	CUB_CAPM
<b>Usage type</b>	Direct execution in Analysis
<b>Expected users</b>	Supply Chain, Production Planner, Capacity Planner, Demand Planner, Scheduleur
<b>Related queries</b>	BW - Capacity planning – Weekly (Core Query) BW_QRY_CUB_CAP_0001

## Purpose of this query

This report in BW is showing in a period until 5 years the load of production resources depending on their working hours, and on the production plan (planned orders & process orders) in place. The load is expressed in hours and % and Qty Produced is based on phase in Recipe.

### Monthly view :

### Weekly View

	Calendar Year/Week	15.2017			16.2017			
		Cap. Reqmts	Available capacity	Cap.Load	Production Quantity	Cap. Reqmts	Available capacity	
Work Center		H	H	%		H	H	%
AWE1400	PHOSPHINE GAS MANUFACTURING	223,50	168,00	133	17 987 LB	8,00	168,00	5
AWE1500A	PHOSPHINE DERIVATIVES T1 FRONT END	33,00	168,00	20	54 884 LB	120,00	168,00	71
AWE1500B	PHOSPHINE DERIVATIVES T1 BACK END	120,00	168,00	71	79 366 LB	0,00	168,00	0
AWE1500C	DERIVATIVE PACKAGED T1	460,17	168,00	274	438 951 LB	454,00	168,00	270
AWE1500D	PHOSPHINE DERIVATIVES T1 V281	168,00	168,00	100	343 918 LB	144,00	168,00	86
AWE1502A	PHOSPHINE DERIVATIVES T2 FRONT END	193,40	168,00	115	299 826 LB	167,20	168,00	100
AWE1502B	PHOSPHINE DERIVATIVES T2 BACK END	52,20	168,00	31	191 139 LB	174,00	168,00	104
AWE1502C	DERIVATIVE PACKAGED T2	79,68	168,00	47	233 335 LB	219,12	168,00	130
AWE1510	PHOSPHINE PRODUCTION T1	224,73	168,00	134	44 563 LB	168,00	168,00	100
AWE1512	PHOSPHINE PRODUCTION T2	0,00	168,00	0	0	114,42	168,00	68
AWE1600	PHOSPHINE SMALL BATCH PLANT	132,86	168,00	79	6 614 LB	0,00	168,00	0
<b>Overall Result</b>		<b>1 687,54</b>	<b>1 848,00</b>	<b>91</b>	<b>1 710 581 LB</b>	<b>1 568,74</b>	<b>1 848,00</b>	<b>85</b>

## Context

There are two transactions in SAP that can be used for capacity analysis:

- CM01 – shows capacity planning for active planning version
- CM38 - shows capacity planning for any planning version

In each case,

- You can look at capacity by week, month, qtr, etc.
- You can view hours and quantity

However,

- If a planned order starts in one period and ends in another, qty is shown in both periods
- The quantity displayed is based on the planned order quantity, NOT the quantity on the phase of recipe
- Difficult to work with

Two Capacity Planning reports were developed in BW:

- BW - Capacity planning - Monthly (Core Query)
- BW - Capacity planning - Weekly(Core Query)

## Benefits: Reliability

- Source of information comes right from SAP ECC
- Available capacity based on intervals defined on the resource master
- Information is updated daily (during night)

## Functionalities comparison with SAP reports

	CM01	CM38	BW	ZWPP31A
Shows Both Hours and Qty	X	X	X	
Shows past Due Elements	X			X
Scaled to display hours within period	X	X	X	
Qty Produced is shown in Start Period, Finish Period or Both Periods	Both	Both	Finish	Finish
Qty Produced is based on Planned order Qty	X	X		X
Qty Produced is based on phase in Recipe			X	
Multi-step Recipe Resource is accommodated	X	X	X	
Allows for 5 years of capacity review	180 days	180 days	X	X

## Further considerations

- BW capacity report displays total plant throughput and hours by reactor
- BW capacity report may not agree with the standard SAP reporting or ZWPP31A

## Variables screen

Variable Name	Authorization Object	Description
Convert Unit	No	To convert to a single quantity unit
Plant	Yes	

## Enter a Unit of Measure, plant and Date range

- The standard planning scenario is #
- Other Long Term Planning Scenarios could also be selected

\* Convert Unit

\* Plant (Single value, Mandatory)

## Filters

## Characteristics

Characteristic Name	Characteristic code	Explanation
Work Center	0WORKCENTER	Displays Work Center Code and Name (Medium text)
Material		Display material code and name

## Key Figures

Key Figure	Description	Calculation rule detail
Capacity	Number of hours available in the period	
Stream (85%)	Indication of 85% of capacity, typical OEE	capacity * .85
Cap. Con	How many hours are allocated to that resource	
Capa cons %	% of capacity utilisation	Cap.con/Capacity * 100
Prod	qty planned to be produced in the resource in that period	

## Unit Conversion

Unit : Variable



The full explanation on how the quantity conversion works can be found in the [Quantity Unit Conversion](#) page.

## FAQ





### Question : How Data Gets Populated into this query?

Each night AFTER MRP completes, a job runs to extract the MRP results. These jobs are linked

MRP Jobs here

Job	Spool	Job doc	Job CreatedB	Status	Start date	Start time
<input type="checkbox"/> PP_WW_MRP_W_NOV			OPSCHEDULE	Finished	10/29/2013	23:30:14
<input type="checkbox"/> PP_WW_MRP_WO_NOV			OPSCHEDULE	Finished	10/29/2013	23:31:10
*Summary						

Data Extract Jobs here

Job	Spool	Job doc	Job CreatedB	Status	Start date	Start time
<input type="checkbox"/> PP_AP_ZWPP31B_DAY			OPSCHEDULE	Finished	10/30/2013	00:42:17
<input type="checkbox"/> PP_EU_ZWPP31B_DAY			OPSCHEDULE	Finished	10/30/2013	00:42:17
<input type="checkbox"/> PP_NA_ZWPP31B_DAY			OPSCHEDULE	Finished	10/30/2013	00:42:17
<input type="checkbox"/> PP_SA_ZWPP31B_DAY			OPSCHEDULE	Finished	10/30/2013	00:42:16
*Summary						

## Material Production

## Basic Information

BW Server	WBP
Application	PP - Production Planning

<b>Query Name</b>	BW - Material - Production Program Follow Up (Core Query)
<b>Query Technical Name</b>	BW_QRY_CUB_STSA_0003
<b>Core/Specific Scope</b>	Core
<b>Specific Reason</b>	
<b>Provider Name</b>	CUB_STSA
<b>Usage type</b>	Direct execution in Analysis
<b>Expected users</b>	Supply Chain, Production Planner, Capacity Planner, Scheduleur
<b>Related queries</b>	

- [Basic Information](#)
- [Purpose of this query](#)
  - [Context](#)
- [Variables screen](#)
- [Filters](#)
- [Characteristics](#)
- [Key Figures](#)
  - [Specific cases](#)
  - [Example](#)
- [Unit Conversion](#)
- [FAQ](#)
  - [Question : How Data Gets Populated into this query?](#)
  - [Question : Why there's no data for my plant ?](#)

## Purpose of this query

This report is comparing week after weeks the actual production versus the planned production at the beginning of the week.

[blocked URL](#)

### Context

This query was developed by the GBUs looking for a simplified calculation to measure a scheduling adherence.

It allows to analyse the actual production against the scheduled plan week by week.

A snapshot of the scheduled plan is saved every Friday, through the transaction ZWPP31B. Then, during the week, the confirmations of production are done in SAP and updated in BW every night. The analysis is done by material code and then, depending of your selection, a sum is done by commercial product, resource, and so on...

## Variables screen

Variable Name	Authorization Object	Description
Month	No	
Company Code	Yes	

\* [Industrial Month \(Interval, Mandatory\)](#)

\* [Company Code \(Authorizatio](#) =

## Filters

## Characteristics

Characteristic Name	Characteristic code	Explanation
Plant		
MRP controller		
Work Center	0WORKCENTER	Displays Work Center Code and Name (Medium text)
Material Plant		Display material code and name

## Key Figures

Key Figure	Description	Calculation rule detail
<b>Actual Production</b>	Confirmed production quantity done by the production	CoR6, 101 mvt
<b>Planned Production</b>	Picture of the planned production quantity for the week (ZWPP31B) - all planned orders	
<b>Fixed Planned Production</b>	Picture of the planned production quantity for the week (ZWPP31B) - only fixed planned orders	
<b>Not Fixed Planned Production</b>	Picture of the planned production quantity for the week (ZWPP31B) - all planned orders	Cap.con/Capacity * 100
<b>SP Fixed (%)</b>	% of plan follow up over fixed planned production	Actual Production/Fixed Planned Production
<b>SP (%)</b>	% of plan follow up over all planned production	Actual Production/Planned Production

## Specific cases

- if Actual Production = 0, then SP = 0 %
- if Planned Production = 0, then SP = 0 %

**Difference with the schedule adherence** : the calculation for the schedule adherence allows getting negative results.

## Example

Material 88888

Planned production for the week 41 : 25 000 KG (2 planned orders : one fixed of 15 000 KG and one not fixed of 10 000 KG)

Confirmed Production for the week 41 : 28 000 KG

SP = 28 000 / 25 000 = 112 %

SP fixed = 28 000 / 15 000 = 187 %

## Unit Conversion

Unit : Variable

The full explanation on how the quantity conversion works can be found in the [Quantity Unit Conversion](#) page.

## BW - Stock and Planning Month Snapshot (Core query)

<b>Application</b>	PP - Production Planning
<b>Query Name</b>	BW - Stock and Planning Month Snapshot (Core query)

<b>Query Technical Name</b>	BW_QRY_MPR_IC001_0017B
<b>Multi-Provider Name</b>	Material Stock/Movement
<b>Multi-Provider Technical Name</b>	MPR_IC001
<b>Names &amp; Technical Names of Main Sub-Providers Used</b>	Material Stocks (CUB_IC001) Material Movements (CUB_IC002)
<b>Usage type</b>	Direct execution in Analysis
<b>Expected users</b>	Supply chain, Demand manager, Scheduling Manager , Planning manager.
<b>Related workbooks</b>	BW - Stock and Planning Month Snapshot (Core) (BW_WBK_PP_0007) BW - Stock Movement All types (Core workbook) (BW_WBK_PP_0006)

## Purpose of this query

This reports is providing a synthesis of the stock and planning elements.

You can find Actual from **past** inventory movements :

- Production
- Consumption
- Procurement
- Sales
- inventory

and **Future** planning from MRP elements :

- Planned Production
- Planned Consumption
- Planned Procurement
- Future Demand : Sales Orders + remaining Sales Forecast
- Projected Stock

	A	B	C	D	E	F	G	H	I	J	K	L	M	N	O
1			Structure	Actual 03.2017			Snapshot MONTH 04.2017			Month 04.2017			Planned 05.2017		
2	Material Plant		Safety Stock	Production	Total Demand	Available stock	Production	Total Demand	Available stock	Production	Total Demand	Available stock	Production	Total Demand	Available stock
3	16166	SUPRAGIL WP 20KG PAPER BAG	0 KG			0 KG	30 467 700 KG	40 026 750 KG	1 648 774 KG		32 384 KG	-32 384 KG		12 000 KG	-44 384 KG
4	16181	GEROPON T 36 25KG BAG	0 KG	2 400 KG		2 400 KG	9 200 KG		14 000 KG	4 600 KG		7 000 KG			7 000 KG
5	17926	SUPRAGIL GN 25 KG BAG	0 KG	9 000 KG	5 300 KG	14 250 KG	2 592 000 KG	3 758 697 KG	703 799 KG		6 000 KG	8 250 KG	8 000 KG	1 097 KG	15 153 KG
6	27327	MIRANOL C2M AA 200 KG DRUM	0 KG			879 KG	319 200 KG	210 314 KG	304 824 KG		1 200 KG	0 KG	6 400 KG		6 400 KG
7	31290	MIRAPOL 100 210KG/463LB CHP	0 KG			840 KG	86 000 KG	5 880 KG	72 202 KG			840 KG			840 KG
8	38990	GEROPON HW 15 METAL DRUM 200 KG	0 KG			0 KG	4 132 400 KG	5 328 716 KG	348 493 KG			0 KG			0 KG
9	54083	GEROPON HW 25 FUT METAL 200 KG	0 KG			0 KG	95 200 KG	90 557 KG	67 572 KG			0 KG			0 KG
10	64506	MIRAPOL SURF-S 110 200 KG FUT PLAST	0 KG	8 400 KG	3 200 KG	22 000 KG	2 745 600 KG	3 704 024 KG	929 514 KG		8 800 KG	13 200 KG		2 400 KG	10 800 KG
11	64508	MIRAPOL SURF-S 210 200 KG FUT PLAST	0 KG			2 200 KG	530 000 KG	1 050 008 KG	1 045 468 KG	6 000 KG	2 600 KG	6 180 KG		2 400 KG	3 780 KG
12	72606	ABLAPHENE RA 101 DRUM 200 L	0 TO	3 TO	2 TO	0 TO	94 TO	89 TO	56 TO			0 TO			0 TO

Link to MD04:

Actual 09.2017			[.] Month 10.2017					Actual - 10 ---> 08.10.
Production	[+] Total Demand	Available stock	Production	[.] Total Demand	Sales	Forecast	Available stock	Productio
LB		LB		LB	LB		LB	
6 600		6 600		4 400	4 400		2 200	
<b>6 600</b>		<b>6 600</b>		<b>4 400</b>	<b>4 400</b>		<b>2 200</b>	
<b>6 600</b>		<b>6 600</b>		<b>4 400</b>	<b>4 400</b>		<b>2 200</b>	

Individual List    Product Group

Days    Weeks    Months

A..	Period/segment	Plnd ind.re...	Requireme...	Receipts	Avail. quantity	ATP quantity	Actual...
	Stock				6.599,999	2.199,999	999,9
	M 10/2017	0	4.400-	0	2.199,999	0	999,9
	11.10.17 End of Planni						

## Selection Screen

### Example:

1. Company Code (due to authorization)
2. Calendar Year/Month will always be the current month (by default)
3. Other prompts are optional.

\* Company Code (Selection op

## Characteristics and Key Figures available for Display and Drilldown

### Characteristics

Name	TechName	Description
Plant	OPLANT	Displays Plant Code and Name
MPR Controller	C_MATPLNT__OMRP_CONTRL	Displays MPR Controller Code and Name
Work Center	OWORKCENTER	Displays Work Center Code and Name (Medium text)
Material Plant	C_MATPLNT	Displays Material Plant Code and Name

Key Figures		<input checked="" type="checkbox"/> Sélectionner tout <input checked="" type="checkbox"/> Actual 03.2017 <input checked="" type="checkbox"/> Snapshot MONTH 04.2017 <input checked="" type="checkbox"/> <b>Month 04.2017</b> <input type="checkbox"/> Actual - 04.2017 ---> 03.04.2017 <input type="checkbox"/> Past - 04.2017 ---> 03.04.2017 <input type="checkbox"/> Planned - 04.2017 04.04.2017 ---> <input checked="" type="checkbox"/> Planned 05.2017 <input type="checkbox"/> Planned 06.2017 <input type="checkbox"/> Planned 07.2017 <input type="checkbox"/> Planned 08.2017 <input type="checkbox"/> Planned 09.2017 <input type="checkbox"/> Planned 10.2017 <input type="checkbox"/> Planned 11.2017
-------------	--	--

## Future Key Figures (Planned)

Name	Description
Production - Future	Sum of all MRP elements related to production of the period from MD04: <input type="checkbox"/> <input type="checkbox"/> Production - Future <input type="checkbox"/> <input type="checkbox"/> Future production - Planned <input type="checkbox"/> Future production - Planned - non fixed PI orders <input type="checkbox"/> Future production - Planned - by-production <input type="checkbox"/> <input type="checkbox"/> Future production - Firm <input type="checkbox"/> Future production - Firm - Fixed PI orders <input type="checkbox"/> Future production - Firm - by-production <input type="checkbox"/> Future production - Firm - Process orders <input type="checkbox"/> Future production - Firm - QM-Lot

Consumption - Future

Sum of all MRP elements related to consumption of the period from MD04:

- [-] [-] Consumption - Future
  - [-] [-] Consumption - Future - Internal
    - [-] Consumption - Future - Internal - Planned
    - [-] Consumption - Future - Internal - Firm
  - [-] Consumption - Future - Subcontracting

Consumption - Future -> -"Consumption - Future - Subcontracting" - "Consumption - Future - Internal"

- [-] [1KYFNM] Key Figures
  - [K\_QTYMAD] Quantity Available Date
- [-] [C\_DELKZ] MRP element
  - [BB] Subcontractor requirements of material provided
- [-] [C\_NATSEG] Segment type for BW
  - [NET] NET
- [-] [C\_PLUMI] Receipt/issue indicator
  - [-] -

Consumption - Future - Subcontracting

Consumption - Future - Internal "Consumption - Future - Internal - Planned" + "Consumption - Future - Internal - Firm"

Consumption - Future - Internal - Planned

- [-] [1KYFNM] Key Figures
  - [K\_QTYMAD] Quantity Available Date
- [-] [C\_DELKZ] MRP element
  - [SB] Dependent requirement
- [-] [C\_PLUMI] Receipt/issue indicator
  - [-] -
- [-] [C\_USEX2] MRP Element Status
  - [PLANNED] PLANNED

- [-] [1KYFNM] Key Figures
  - [K\_QTYMAD] Quantity Available Date
- [-] [C\_DELKZ] MRP element
  - [AR] Dependent reservation
  - [SB] Dependent requirement
- [-] [C\_PLUMI] Receipt/issue indicator
  - [-] -
- [-] [C\_USEX2] MRP Element Status
  - [FIRMED] FIRMED

Consumption - Future - Internal - Firm

Procurement - Future	Sum of all MRP elements related to Procurement of the period from MD04: <ul style="list-style-type: none"> <li><input type="checkbox"/> Procurement - Future <ul style="list-style-type: none"> <li><input type="checkbox"/> Future procurement - Planned <ul style="list-style-type: none"> <li><input type="checkbox"/> Future procurement - Planned - Non fixed planned orders</li> <li><input type="checkbox"/> Future procurement - Planned - Non fixed purchase req'</li> </ul> </li> <li><input type="checkbox"/> Future procurement - Firm <ul style="list-style-type: none"> <li><input type="checkbox"/> Future procurement - Firm - Fixed planned orders</li> <li><input type="checkbox"/> Future procurement - Firm - Fixed purchase req'</li> <li><input type="checkbox"/> Future procurement - Firm - Purchase orders</li> <li><input type="checkbox"/> Future procurement - Firm - QM-Lot</li> </ul> </li> </ul> </li> </ul>
Future Demand	Sales Orders on MD04 + remaining Forecast as in MD04 <ul style="list-style-type: none"> <li><input checked="" type="checkbox"/> Total Demand <ul style="list-style-type: none"> <li><input checked="" type="checkbox"/> Sales <ul style="list-style-type: none"> <li><input type="checkbox"/> Sales - Actual</li> <li><input checked="" type="checkbox"/> Sales - Future <ul style="list-style-type: none"> <li><input checked="" type="checkbox"/> Sales - Booked Orders (-)</li> </ul> </li> </ul> </li> <li><input checked="" type="checkbox"/> Forecast <ul style="list-style-type: none"> <li><input checked="" type="checkbox"/> Forecast (-)</li> </ul> </li> </ul> </li> </ul>
Projected Stock	Projected Stock at the end of the period as in MD04
Other Flows	Other flows in the future as in MD04

## Actual (from Stock Movements)

## Key Figures : Production

Name	Description
Production	Internal Production + Sub Contracting Production + Co-product Production + By-product Production
Principale Production	<div style="border: 1px solid #ccc; padding: 5px;"> <p><b>Details of the Selection</b></p> <ul style="list-style-type: none"> <li><input checked="" type="checkbox"/> [1KYFNM] Key Figure <ul style="list-style-type: none"> <li><input checked="" type="checkbox"/> [K_MOVEQTY] Movement quantity</li> </ul> </li> <li><input checked="" type="checkbox"/> [C_KZBEW] Movement Indicator <ul style="list-style-type: none"> <li><input checked="" type="checkbox"/> [F] F</li> </ul> </li> <li><input checked="" type="checkbox"/> [C_MOVETYP] Movement Type <ul style="list-style-type: none"> <li><input checked="" type="checkbox"/> [101] GR goods receipt</li> <li><input checked="" type="checkbox"/> [102] GR for PO reversal</li> </ul> </li> <li><input checked="" type="checkbox"/> [C_PRODORD__C_PPSUBC] Subcontracting Flag <ul style="list-style-type: none"> <li><input checked="" type="checkbox"/> [S] S</li> </ul> </li> </ul> </div>
Co-product Production	<div style="border: 1px solid #ccc; padding: 5px;"> <p><b>Details of the Selection</b></p> <ul style="list-style-type: none"> <li><input checked="" type="checkbox"/> [1KYFNM] Key Figure <ul style="list-style-type: none"> <li><input checked="" type="checkbox"/> [K_MOVEQTY] Movement quantity</li> </ul> </li> <li><input checked="" type="checkbox"/> [C_MATPLNT__C_COPROD] Material co-product <ul style="list-style-type: none"> <li><input checked="" type="checkbox"/> [C] Co-product</li> </ul> </li> <li><input checked="" type="checkbox"/> [C_MOVETYP] Movement Type <ul style="list-style-type: none"> <li><input checked="" type="checkbox"/> [531] Receipt by-product</li> <li><input checked="" type="checkbox"/> [532] RE by-product</li> </ul> </li> </ul> </div>

By-product Production	<p><b>Details of the Selection</b></p> <ul style="list-style-type: none"> <li>[1KYFNM] Key Figure <ul style="list-style-type: none"> <li>[K_MOVEQTY] Movement quantity</li> </ul> </li> <li>[C_MATPLNT__C_COPROD] Material co-product <ul style="list-style-type: none"> <li>[C] Co-product</li> </ul> </li> <li>[C_MOVETYP] Movement Type <ul style="list-style-type: none"> <li>[531] Receipt by-product</li> <li>[532] RE by-product</li> </ul> </li> </ul>
Sub contracting production	Sub contractor Production MM + Sub contractor Production PP + Sub contractor Co product Production + Sub contractor By-product Production
Sub contractor Production MM	<p><b>Details of the Selection</b></p> <ul style="list-style-type: none"> <li>[1KYFNM] Key Figure <ul style="list-style-type: none"> <li>[K_MOVEQTY] Movement quantity</li> </ul> </li> <li>[C_KZBEW] Movement Indicator <ul style="list-style-type: none"> <li>[B] B</li> </ul> </li> <li>[C_MOVETYP] Movement Type <ul style="list-style-type: none"> <li>[101] GR goods receipt</li> <li>[102] GR for PO reversal</li> </ul> </li> <li>[C_PSTYP] It.cate purch.doc. <ul style="list-style-type: none"> <li>[3] Subcontracting (L)</li> </ul> </li> <li>[C_SOBKZ] Special stock indica <ul style="list-style-type: none"> <li>[K] Consignment (vendor)</li> </ul> </li> </ul>
Sub contractor Production PP	<p><b>Details of the Selection</b></p> <ul style="list-style-type: none"> <li>[1KYFNM] Key Figure <ul style="list-style-type: none"> <li>[K_MOVEQTY] Movement quantity</li> </ul> </li> <li>[C_KZBEW] Movement Indicator <ul style="list-style-type: none"> <li>[F] F</li> </ul> </li> <li>[C_MOVETYP] Movement Type <ul style="list-style-type: none"> <li>[101] GR goods receipt</li> <li>[102] GR for PO reversal</li> </ul> </li> <li>[C_PRODORD__C_PPSUBC] Subcontracting Flag <ul style="list-style-type: none"> <li>[S] S</li> </ul> </li> </ul>
Sub contractor Co product Production	<p><b>Details of the Selection</b></p> <ul style="list-style-type: none"> <li>[1KYFNM] Key Figure <ul style="list-style-type: none"> <li>[K_MOVEQTY] Movement quantity</li> </ul> </li> <li>[C_MATPLNT__C_COPROD] Material co-product <ul style="list-style-type: none"> <li>[C] Co-product</li> </ul> </li> <li>[C_MOVETYP] Movement Type <ul style="list-style-type: none"> <li>[545] Rcpt SC by-product</li> <li>[546] GI issue SC by-prod.</li> </ul> </li> </ul>
Sub contractor By-product Production	<p><b>Details of the Selection</b></p> <ul style="list-style-type: none"> <li>[1KYFNM] Key Figure <ul style="list-style-type: none"> <li>[K_MOVEQTY] Movement quantity</li> </ul> </li> <li>[C_MATPLNT__C_COPROD] Material co-product <ul style="list-style-type: none"> <li>[C] Co-product</li> </ul> </li> <li>[C_MOVETYP] Movement Type <ul style="list-style-type: none"> <li>[545] Rcpt SC by-product</li> <li>[546] GI issue SC by-prod.</li> </ul> </li> </ul>

## Key Figures : Other Flows

Name	Description
Transfert Debit	<p><b>Details of the Selection</b></p> <ul style="list-style-type: none"> <li>[1KYFNM] Key Figure               <ul style="list-style-type: none"> <li>[K_MOVEQTY] Movement quantity</li> </ul> </li> <li>[C_MOVETYP] Movement Type               <ul style="list-style-type: none"> <li>[311] TF tfr. within plant</li> <li>[323] TF quality in plant</li> <li>[325] TF blocked in plant</li> </ul> </li> <li>[0DCINDIC] Debit/Credit               <ul style="list-style-type: none"> <li>[S] Debit</li> </ul> </li> </ul>
Transfert Credit	<p><b>Details of the Selection</b></p> <ul style="list-style-type: none"> <li>[1KYFNM] Key Figure               <ul style="list-style-type: none"> <li>[K_MOVEQTY] Movement quantity</li> </ul> </li> <li>[C_MOVETYP] Movement Type               <ul style="list-style-type: none"> <li>[311] TF tfr. within plant</li> <li>[323] TF quality in plant</li> <li>[325] TF blocked in plant</li> </ul> </li> <li>[0DCINDIC] Debit/Credit               <ul style="list-style-type: none"> <li>[H] Credit</li> </ul> </li> </ul>

## Key Figures : Consumption

Name	Description
Global consumption	Internal consumption + Sub contracting consumption
Internal consumption	<p><b>Details of the Selection</b></p> <ul style="list-style-type: none"> <li>[1KYFNM] Key Figure               <ul style="list-style-type: none"> <li>[K_MOVEQTY] Movement quantity</li> </ul> </li> <li>[C_MOVETYP] Movement Type               <ul style="list-style-type: none"> <li>[261] GI for order</li> <li>[262] RE for order</li> </ul> </li> </ul>
Sub contracting consumption	<p><b>Details of the Selection</b></p> <ul style="list-style-type: none"> <li>[1KYFNM] Key Figure               <ul style="list-style-type: none"> <li>[K_MOVEQTY] Movement quantity</li> </ul> </li> <li>[C_MOVETYP] Movement Type               <ul style="list-style-type: none"> <li>[543] GI issue sls.ord.st.</li> <li>[544] GI receipt sls.or.st</li> </ul> </li> </ul>

## Key Figures : Procurement

Name	Description
Global procurement	Procurement External + Procurement Inter Company + Procurement Intraco + Procurement Consignment
Procurement External	Procurement External ( + ) - Procurement External ( - )

Procurement External ( + )

**Details of the Selection**

- [1KYFNM] Key Figure
  - [K\_MOVEQTY] Movement quantity
- [C\_BSART1] Order type (Purch.)
  - [UB] UB
  - [LU] LU
- [C\_KZBEW] Movement Indicator
  - [B] B
- [C\_MOVETYP] Movement Type
  - [101] GR goods receipt
  - [102] GR for PO reversal
- [C\_RESWK] Supplying plant
  - [#] #
- [C\_PSTYP] It.cate purch doc.
  - [0] Standard
- [C\_SOBKZ] Special stock indica
  - [K] Consignment (vendor)

Procurement External ( - )

**Details of the Selection**

- [1KYFNM] Key Figure
  - [K\_MOVEQTY] Movement quantity
- [C\_BSART1] Order type (Purch.)
  - [UB] UB
  - [LU] LU
- [C\_KZBEW] Movement Indicator
  - [B] B
- [C\_MOVETYP] Movement Type
  - [122] RE return to vendor
  - [123] RE rtm vendor rev.
- [C\_RESWK] Supplying plant
  - [#] #
- [C\_PSTYP] It.cate purch doc.
  - [0] Standard
- [C\_SOBKZ] Special stock indica
  - [K] Consignment (vendor)

Procurement Inter Company

Procurement Inter Company ( + ) - Procurement Inter Company ( - )

Procurement Inter Company ( + )

**Details of the Selection**

- [1KYFNM] Key Figure
  - [K\_MOVEQTY] Movement quantity
- [C\_BSART1] Order type (Purch.)
  - [NB] NB
- [C\_KZBEW] Movement Indicator
  - [B] B
- [C\_MOVETYP] Movement Type
  - [101] GR goods receipt
  - [102] GR for PO reversal
- [C\_RESWK] Supplying plant
  - [#] #

Procurement Inter Company (-)	<p><b>Details of the Selection</b></p> <ul style="list-style-type: none"> <li>[1KYFNM] Key Figure <ul style="list-style-type: none"> <li>[K_MOVEQTY] Movement quantity</li> </ul> </li> <li>[C_BSART1] Order type (Purch.) <ul style="list-style-type: none"> <li>[NB] NB</li> </ul> </li> <li>[C_KZBEW] Movement Indicator <ul style="list-style-type: none"> <li>[B] B</li> </ul> </li> <li>[C_MOVETYP] Movement Type <ul style="list-style-type: none"> <li>[161] GR returns</li> <li>[162] GR rtms reversal</li> </ul> </li> <li>[C_RESWK] Supplying plant <ul style="list-style-type: none"> <li>[#] #</li> </ul> </li> </ul>
Procurement Intraco	Procurement Intraco (+) - Procurement Intraco (-)
Procurement Intraco (+)	<p><b>Details of the Selection</b></p> <ul style="list-style-type: none"> <li>[0DCINDIC] Debit/Credit <ul style="list-style-type: none"> <li>[S] Debit</li> </ul> </li> <li>[1KYFNM] Key Figure <ul style="list-style-type: none"> <li>[0QUANT_B] Qty in OUn</li> </ul> </li> <li>[C_MOVETYP] Movement Type <ul style="list-style-type: none"> <li>[303] TF rem.fm.stor.to pl</li> <li>[641] TF to stk in trans.</li> <li>[647] TF to stk in trans.</li> <li>[672] TF to stk in trans.</li> <li>[678] TF to stk in trans.</li> </ul> </li> </ul>
Procurement Intraco (-)	<p><b>Details of the Selection</b></p> <ul style="list-style-type: none"> <li>[0DCINDIC] Debit/Credit <ul style="list-style-type: none"> <li>[H] Credit</li> </ul> </li> <li>[1KYFNM] Key Figure <ul style="list-style-type: none"> <li>[0QUANT_B] Qty in OUn</li> </ul> </li> <li>[C_MOVETYP] Movement Type <ul style="list-style-type: none"> <li>[304] TR rem.fm.stor.to pl</li> <li>[642] TR to stk in trans.</li> <li>[648] TR to stk in trans.</li> <li>[671] TR to stk in trans.</li> <li>[677] TR to stk in trans.</li> </ul> </li> </ul>
Procurement Consignment	Procurement Consignment (without order) + Procurement Consignment (with order)
Procurement Consignment (without order)	<p><b>Details of the Selection</b></p> <ul style="list-style-type: none"> <li>[C_MOVETYP] Movement Type <ul style="list-style-type: none"> <li>[501] Receipt w/o PO</li> <li>[502] RE receipt w/o PO</li> </ul> </li> <li>[1KYFNM] Key Figure <ul style="list-style-type: none"> <li>[K_MOVEQTY] Movement quantity</li> </ul> </li> <li>[C_SOBKZ] Special stock indica <ul style="list-style-type: none"> <li>[K] Consignment (vendor)</li> </ul> </li> </ul>

Procurement Consignment (with order)	<p><b>Details of the Selection</b></p> <ul style="list-style-type: none"> <li>[C_MOVETYP] Movement Type <ul style="list-style-type: none"> <li>[102] GR for PO reversal</li> <li>[101] GR goods receipt</li> </ul> </li> <li>[1KYFNM] Key Figure <ul style="list-style-type: none"> <li>[K_MOVEQTY] Movement quantity</li> </ul> </li> <li>[C_SOBKZ] Special stock indica <ul style="list-style-type: none"> <li>[K] Consignment (vendor)</li> </ul> </li> </ul>
--------------------------------------	--

## Key Figures : Sales

Name	Description
Global Sales	Sales External + Sales Inter Company + Sales Intraco + Sales Consignment
Sales External	Sales External ( + ) - Sales External ( - )
Sales External ( + )	<p><b>Details of the Selection</b></p> <ul style="list-style-type: none"> <li>[1KYFNM] Key Figure <ul style="list-style-type: none"> <li>[K_MOVEQTY] Movement quantity</li> </ul> </li> <li>[C_MOVETYP] Movement Type <ul style="list-style-type: none"> <li>[231] GI for sales order</li> <li>[232] RE for sales order</li> <li>[601] GD goods issue:delvy</li> <li>[602] RE goods deliv. rev.</li> </ul> </li> </ul>
Sales External ( - )	<p><b>Details of the Selection</b></p> <ul style="list-style-type: none"> <li>[1KYFNM] Key Figure <ul style="list-style-type: none"> <li>[K_MOVEQTY] Movement quantity</li> </ul> </li> <li>[C_MOVETYP] Movement Type <ul style="list-style-type: none"> <li>[651] GD ret.del. returns</li> <li>[652] GD ret.del. retrn rev</li> <li>[653] GD returns unrestr.</li> <li>[654] GD returns unr. rev.</li> <li>[655] GD returns QI</li> <li>[656] GD returns QI rev.</li> <li>[657] GD returns blocked</li> <li>[658] GD returns blk. rev.</li> </ul> </li> </ul>
Sales Inter Company	Sales Inter Company ( + ) - Sales Inter Company ( - )
Sales Inter Company ( + )	<p><b>Details of the Selection</b></p> <ul style="list-style-type: none"> <li>[1KYFNM] Key Figure <ul style="list-style-type: none"> <li>[K_MOVEQTY] Movement quantity</li> </ul> </li> <li>[C_MOVETYP] Movement Type <ul style="list-style-type: none"> <li>[643] TF to cross-company</li> <li>[644] TR to cross-company</li> <li>[645] TF cross company</li> <li>[646] TR cross company</li> </ul> </li> </ul>

Sales Inter Company ( - )	<p><b>Details of the Selection</b></p> <ul style="list-style-type: none"> <li>[1KYFNM] Key Figure <ul style="list-style-type: none"> <li>[K_MOVEQTY] Movement quantity</li> </ul> </li> <li>[C_MOVEQTY] Movement Type <ul style="list-style-type: none"> <li>[673] TR to cross-company</li> <li>[674] TF to cross-company</li> <li>[675] TR cross company</li> <li>[676] TF cross company</li> </ul> </li> </ul>
Sales Intraco	Sales Intraco ( + ) - Sales Intraco ( - )
Sales Intraco ( + )	<p><b>Details of the Selection</b></p> <ul style="list-style-type: none"> <li>[1KYFNM] Key Figure <ul style="list-style-type: none"> <li>[0QUANT_B] Qty in OUn</li> </ul> </li> <li>[C_MOVEQTY] Movement Type <ul style="list-style-type: none"> <li>[303] TF rem.fm.stor.to pl</li> <li>[641] TF to stck in trans.</li> <li>[647] TF to stck in trans.</li> <li>[672] TF to stck in trans.</li> <li>[678] TF to stck in trans.</li> </ul> </li> <li>[0DCINDIC] Debit/Credit <ul style="list-style-type: none"> <li>[H] Credit</li> </ul> </li> </ul>
Sales Intraco ( - )	<p><b>Details of the Selection</b></p> <ul style="list-style-type: none"> <li>[1KYFNM] Key Figure <ul style="list-style-type: none"> <li>[0QUANT_B] Qty in OUn</li> </ul> </li> <li>[C_MOVEQTY] Movement Type <ul style="list-style-type: none"> <li>[304] TR rem.fm.stor.to pl</li> <li>[642] TR to stck in trans.</li> <li>[648] TR to stck in trans.</li> <li>[671] TR to stck in trans.</li> <li>[677] TR to stck in trans.</li> </ul> </li> <li>[0DCINDIC] Debit/Credit <ul style="list-style-type: none"> <li>[S] Debit</li> </ul> </li> </ul>
Sales Consignment	Sales Consignment ( + ) - Sales Consignment ( - )
Sales Consignment ( + )	<p><b>Details of the Selection</b></p> <ul style="list-style-type: none"> <li>[1KYFNM] Key Figure <ul style="list-style-type: none"> <li>[0QUANT_B] Qty in OUn</li> </ul> </li> <li>[C_MOVEQTY] Movement Type <ul style="list-style-type: none"> <li>[631] GI consgmt: lending</li> </ul> </li> <li>[0DCINDIC] Debit/Credit <ul style="list-style-type: none"> <li>[H] Credit</li> </ul> </li> </ul>
Sales Consignment ( - )	<p><b>Details of the Selection</b></p> <ul style="list-style-type: none"> <li>[1KYFNM] Key Figure <ul style="list-style-type: none"> <li>[0QUANT_B] Qty in OUn</li> </ul> </li> <li>[C_MOVEQTY] Movement Type <ul style="list-style-type: none"> <li>[632] GI consgmt.ret.delvy</li> </ul> </li> <li>[0DCINDIC] Debit/Credit <ul style="list-style-type: none"> <li>[S] Debit</li> </ul> </li> </ul>

Key Figures : Total Stock

Name	Description
0TOTALSTCK	Quantity Total Stock
Unrestr.-use stock (Unrestr + Quality Inspection)	
Unrestr.-use stock	
0QMSTOCK	Stock in Quality Inspection
0BLOCKEDSTK	Blocked Stock

## Related Queries

<b>Application</b>	PP - Production Planning
<b>Query Name</b>	BW - Stock and Planning report by week (Core query)
<b>Query Technical Name</b>	BW_QRY_MPR_IC001_0068

**Content**

Membre(TeXte)

- Sélectionner tout
- Actual Week 201704
- Actual Week 201705
- Actual Week 201706
- Actual Week 201707
- Actual Week 201708
- Actual Week 201709
- Actual Week 201710
- Actual Week 201711
- Actual Week 201712
- Actual Week 201713
- Week 201714
- Planned Week 201715
- Planned Week 201716
- Planned Week 201717
- Planned Week 201718
- Planned Week 201719
- Planned Week 201720
- Planned Week 201721
- Planned Week 201722
- Planned Week 201723
- Planned Week 201724
- Planned Week 201725
- Planned Week 201726
- Planned Week 201727
- Planned Week 201728
- Planned Week 201729
- Planned Week 201730
- Planned Week 201731
- Planned Week 201732
- Planned Week 201733
- Planned Week 201734

Plant		Safety Stock
[-] 7512	ZFR3 Clamecy	
[-] 16166	SUPRAGIL WP 20KG PAPER BAG	0 KG
[+] Production		
[+] Procurement		
[+] Consumption		
[-] Total Demand		
[+] Sales		
[+] Forecast		
[+] Available stock		
[+] Projected stock - Firm		

**Mandatory Prompt**

\* Company Code (Selection op

## BW - Stock Movement Production (Core Query)

<b>Application</b>	PP - Production Planning
<b>Query Name</b>	BW - Stock Movement Production (Core Query)
<b>Query Technical Name</b>	BW_QRY_MPR_IC001_0013
<b>Multi-Provider Name</b>	Material Stock/Movement
<b>Multi-Provider Technical Name</b>	MPR_IC001
<b>Names &amp; Technical Names of Main Sub-Providers Used</b>	Material Stocks (CUB_IC001) Material Movements (CUB_IC002)
<b>Usage type</b>	Direct execution in Analysis

<b>Expected users</b>	Controllers, Supply chain, Production Manager, Demand manager, Scheduling Manager , Planning manager.
<b>Related workbooks</b>	<b>BW - Stock Movement Production (Core workbook)</b> <b>(BW_WBK_PP_0001)</b> BW - Stock Movement All types (Core workbook) (BW_WBK_PP_0006)

## Purpose of this query

This query allows to follow the **past** inventory movements with a supply chain view, to follow monthly, weekly or daily evolution of :

- Production
- Consumption
- Procurement
- Sales
- inventory (Qty, Value)

## Neutralisation – How does it work ?

### What is neutralisation

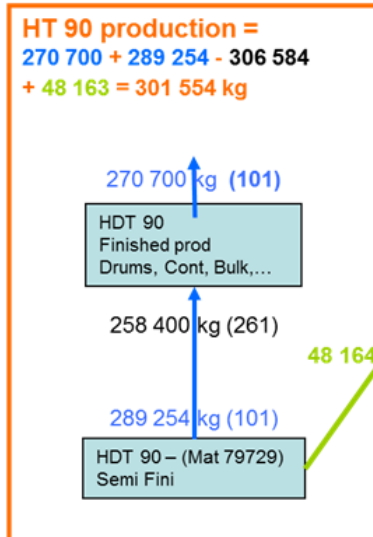
- Neutralisation is a calculation which avoids to aggregate some key figures for which a simple sum is not relevant

### Why do we neutralise

- Neutralisation is required when a process order produces and consumes material which belong to the same group of material.
- Example : group of material = LIP00, where LIP00 is a code which defines the chemical product of a material
  - Packaging process orders
  - Unpacking process orders (Silica « Craquage », Salicylic acid in Roussillon)
  - Recycling or Rework process orders (only net qty needs to be counted)
  - Relotification process order

## Neutralisation – Example on LIP0000924 = HDT 90

Plant		Production	Consumption	Net LIP00 production	Net LIP00 consumption
		Actual 06.2007	Actual 06.2007	Actual 06.2007	Actual 06.2007
▽ LIP0000924	HDT 90	559 954 KG	306 564 KG	301 554 KG	48 164 KG
10772	TOLONATE HDT 90 - STEEL CONTAINER 1 T	15 000 KG		15 000 KG	0 KG
10773	TOLONATE HDT 90 - BULK	50 100 KG		50 100 KG	0 KG
24923	TOLONATE HDT 90 - DRUM 225KG/PAL900KG	174 600 KG		174 600 KG	0 KG
72263	ISOCIANATO DT -FUT NOIR 200KG/PAL 800 KG	20 000 KG		20 000 KG	0 KG
72883	TOLONATE HDT 90 - CONT. PLASTIQUE 1 T	11 000 KG		11 000 KG	0 KG
79729	TOLONATE HDT 90 SEMI FINI	289 254 KG	306 564 KG	30 854 KG	48 164 KG



Net LIP00 production =  
 Production –  
 Consumption +  
 Net consumption

48 164 kg =  
 Consumption into  
 a different LIP00

### How do we neutralise ?

- First: Neutralized consumption = consumption into a material of another group
- Second: Neutralized production = Production – Consumption + Neutralized consumption

### Selection Screen

#### Example:

1. Calendar Year/Month is mandatory (MM.YYYY) as well as Company Code (due to authorization)
2. Other prompts are optional.

\* Cal. year/month (Interval, Mandatory)

\* Company Code (Selection op =

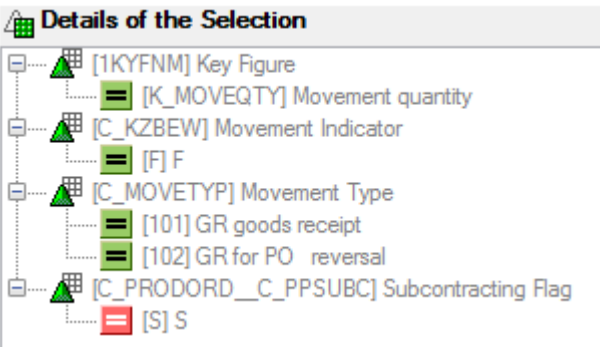
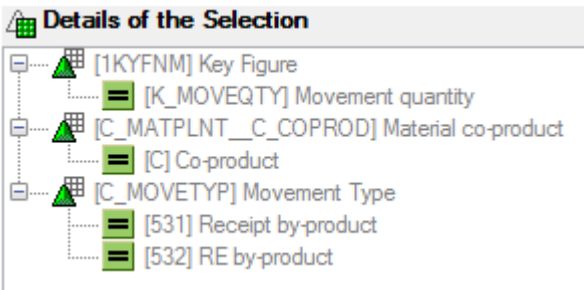
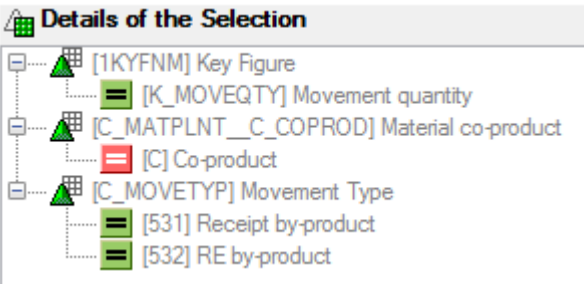
### Characteristics and Key Figures available for Display and Drilldown

#### Characteristics

Name	TechName	Description
Plant	OPLANT	Displays Plant Code and Name
MPR Controller	C_MATPLNT__OMRP_CONTRL	Displays MPR Controller Code and Name

Work Center	OWORKCENTER	Displays Work Center Code and Name (Medium text)
Material Plant	C_MATPLNT	Displays Material Plant Code and Name
Key Figures		<input checked="" type="checkbox"/> Sélectionner tout <input checked="" type="checkbox"/> Global Production <input checked="" type="checkbox"/> Transfert Debit <input checked="" type="checkbox"/> Transfert Credit <input checked="" type="checkbox"/> Global Consumption <input checked="" type="checkbox"/> Neutralized Production (LIP00) <input checked="" type="checkbox"/> Neutralized Consumption (LIP00) <input checked="" type="checkbox"/> Global Procurement <input checked="" type="checkbox"/> Global Sales <input checked="" type="checkbox"/> Quantity Total Stock <input checked="" type="checkbox"/> ValStockValue

## Key Figures : Production

Name	Description
Global Production	Internal Production + Sub Contracting Production
Internal Production	Principale Production + Co-product Production + By-product Production
Principale Production	 <p><b>Details of the Selection</b></p> <ul style="list-style-type: none"> <li>[1KYFNM] Key Figure <ul style="list-style-type: none"> <li>[K_MOVEQTY] Movement quantity</li> </ul> </li> <li>[C_KZBEW] Movement Indicator <ul style="list-style-type: none"> <li>[F] F</li> </ul> </li> <li>[C_MOVETYP] Movement Type <ul style="list-style-type: none"> <li>[101] GR goods receipt</li> <li>[102] GR for PO reversal</li> </ul> </li> <li>[C_PRODORD__C_PPSUBC] Subcontracting Flag <ul style="list-style-type: none"> <li>[S] S</li> </ul> </li> </ul>
Co-product Production	 <p><b>Details of the Selection</b></p> <ul style="list-style-type: none"> <li>[1KYFNM] Key Figure <ul style="list-style-type: none"> <li>[K_MOVEQTY] Movement quantity</li> </ul> </li> <li>[C_MATPLNT__C_COPROD] Material co-product <ul style="list-style-type: none"> <li>[C] Co-product</li> </ul> </li> <li>[C_MOVETYP] Movement Type <ul style="list-style-type: none"> <li>[531] Receipt by-product</li> <li>[532] RE by-product</li> </ul> </li> </ul>
By-product Production	 <p><b>Details of the Selection</b></p> <ul style="list-style-type: none"> <li>[1KYFNM] Key Figure <ul style="list-style-type: none"> <li>[K_MOVEQTY] Movement quantity</li> </ul> </li> <li>[C_MATPLNT__C_COPROD] Material co-product <ul style="list-style-type: none"> <li>[C] Co-product</li> </ul> </li> <li>[C_MOVETYP] Movement Type <ul style="list-style-type: none"> <li>[531] Receipt by-product</li> <li>[532] RE by-product</li> </ul> </li> </ul>
Sub contracting production	Sub contractor Production MM + Sub contractor Production PP + Sub contractor Co product Production + Sub contractor By-product Production

Sub contractor Production MM	<p><b>Details of the Selection</b></p> <ul style="list-style-type: none"> <li>[1KYFNM] Key Figure <ul style="list-style-type: none"> <li>[K_MOVEQTY] Movement quantity</li> </ul> </li> <li>[C_KZBEW] Movement Indicator <ul style="list-style-type: none"> <li>[B] B</li> </ul> </li> <li>[C_MOVETYP] Movement Type <ul style="list-style-type: none"> <li>[101] GR goods receipt</li> <li>[102] GR for PO reversal</li> </ul> </li> <li>[C_PSTYP] It.cate purch doc. <ul style="list-style-type: none"> <li>[3] Subcontracting (L)</li> </ul> </li> <li>[C_SOBKZ] Special stock indica <ul style="list-style-type: none"> <li>[K] Consignment (vendor)</li> </ul> </li> </ul>
Sub contractor Production PP	<p><b>Details of the Selection</b></p> <ul style="list-style-type: none"> <li>[1KYFNM] Key Figure <ul style="list-style-type: none"> <li>[K_MOVEQTY] Movement quantity</li> </ul> </li> <li>[C_KZBEW] Movement Indicator <ul style="list-style-type: none"> <li>[F] F</li> </ul> </li> <li>[C_MOVETYP] Movement Type <ul style="list-style-type: none"> <li>[101] GR goods receipt</li> <li>[102] GR for PO reversal</li> </ul> </li> <li>[C_PRODORD__C_PPSUBC] Subcontracting Flag <ul style="list-style-type: none"> <li>[S] S</li> </ul> </li> </ul>
Sub contractor Co product Production	<p><b>Details of the Selection</b></p> <ul style="list-style-type: none"> <li>[1KYFNM] Key Figure <ul style="list-style-type: none"> <li>[K_MOVEQTY] Movement quantity</li> </ul> </li> <li>[C_MATPLNT__C_COPROD] Material co-product <ul style="list-style-type: none"> <li>[C] Co-product</li> </ul> </li> <li>[C_MOVETYP] Movement Type <ul style="list-style-type: none"> <li>[545] Rcpt SC by-product</li> <li>[546] GI issue SC by-prod.</li> </ul> </li> </ul>
Sub contractor By-product Production	<p><b>Details of the Selection</b></p> <ul style="list-style-type: none"> <li>[1KYFNM] Key Figure <ul style="list-style-type: none"> <li>[K_MOVEQTY] Movement quantity</li> </ul> </li> <li>[C_MATPLNT__C_COPROD] Material co-product <ul style="list-style-type: none"> <li>[C] Co-product</li> </ul> </li> <li>[C_MOVETYP] Movement Type <ul style="list-style-type: none"> <li>[545] Rcpt SC by-product</li> <li>[546] GI issue SC by-prod.</li> </ul> </li> </ul>

## Key Figures : Transfert

Name	Description
------	-------------

Transfert Debit	<p><b>Details of the Selection</b></p> <ul style="list-style-type: none"> <li>[1KYFNM] Key Figure <ul style="list-style-type: none"> <li>[K_MOVEQTY] Movement quantity</li> </ul> </li> <li>[C_MOVEQTY] Movement Type <ul style="list-style-type: none"> <li>[311] TF tfr. within plant</li> <li>[323] TF quality in plant</li> <li>[325] TF blocked in plant</li> </ul> </li> <li>[0DCINDIC] Debit/Credit <ul style="list-style-type: none"> <li>[S] Debit</li> </ul> </li> </ul>
Transfert Credit	<p><b>Details of the Selection</b></p> <ul style="list-style-type: none"> <li>[1KYFNM] Key Figure <ul style="list-style-type: none"> <li>[K_MOVEQTY] Movement quantity</li> </ul> </li> <li>[C_MOVEQTY] Movement Type <ul style="list-style-type: none"> <li>[311] TF tfr. within plant</li> <li>[323] TF quality in plant</li> <li>[325] TF blocked in plant</li> </ul> </li> <li>[0DCINDIC] Debit/Credit <ul style="list-style-type: none"> <li>[H] Credit</li> </ul> </li> </ul>

### Key Figures : Consumption

Name	Description
Global consumption	Internal consumption + Sub contracting consumption
Internal consumption	<p><b>Details of the Selection</b></p> <ul style="list-style-type: none"> <li>[1KYFNM] Key Figure <ul style="list-style-type: none"> <li>[K_MOVEQTY] Movement quantity</li> </ul> </li> <li>[C_MOVEQTY] Movement Type <ul style="list-style-type: none"> <li>[261] GI for order</li> <li>[262] RE for order</li> </ul> </li> </ul>
Sub contracting consumption	<p><b>Details of the Selection</b></p> <ul style="list-style-type: none"> <li>[1KYFNM] Key Figure <ul style="list-style-type: none"> <li>[K_MOVEQTY] Movement quantity</li> </ul> </li> <li>[C_MOVEQTY] Movement Type <ul style="list-style-type: none"> <li>[543] GI issue sls.ord.st.</li> <li>[544] GI receipt sls.or.st</li> </ul> </li> </ul>

### Key Figures : Neutralized Production and Consumption

Name	Description
Neutralized production (LIP00)	Principale Production + Co-product Production + By-product Production + Sub contractor Production PP + Sub contractor Co product Production + Sub contractor By-product Production - (Internal consumption + Sub contracting consumption) + Neutralized consumption (LIP00)

Neutralized consumption (LIP00)	
---------------------------------	--

## Key Figures : Procurement

Name	Description
Global procurement	Procurement External + Procurement Inter Company + Procurement Intraco + Procurement Consignment
Procurement External	Procurement External ( + ) - Procurement External ( - )
Procurement External ( + )	
Procurement External ( - )	
Procurement Inter Company	Procurement Inter Company ( + ) - Procurement Inter Company ( - )

Procurement Inter Company (+)	<p><b>Details of the Selection</b></p> <ul style="list-style-type: none"> <li>[1KYFNM] Key Figure <ul style="list-style-type: none"> <li>[K_MOVEQTY] Movement quantity</li> </ul> </li> <li>[C_BSART1] Order type (Purch.) <ul style="list-style-type: none"> <li>[NB] NB</li> </ul> </li> <li>[C_KZBEW] Movement Indicator <ul style="list-style-type: none"> <li>[B] B</li> </ul> </li> <li>[C_MOVETYP] Movement Type <ul style="list-style-type: none"> <li>[101] GR goods receipt</li> <li>[102] GR for PO reversal</li> </ul> </li> <li>[C_RESWK] Supplying plant <ul style="list-style-type: none"> <li>[#] #</li> </ul> </li> </ul>
Procurement Inter Company (-)	<p><b>Details of the Selection</b></p> <ul style="list-style-type: none"> <li>[1KYFNM] Key Figure <ul style="list-style-type: none"> <li>[K_MOVEQTY] Movement quantity</li> </ul> </li> <li>[C_BSART1] Order type (Purch.) <ul style="list-style-type: none"> <li>[NB] NB</li> </ul> </li> <li>[C_KZBEW] Movement Indicator <ul style="list-style-type: none"> <li>[B] B</li> </ul> </li> <li>[C_MOVETYP] Movement Type <ul style="list-style-type: none"> <li>[161] GR returns</li> <li>[162] GR rtms reversal</li> </ul> </li> <li>[C_RESWK] Supplying plant <ul style="list-style-type: none"> <li>[#] #</li> </ul> </li> </ul>
Procurement Intraco	Procurement Intraco (+) - Procurement Intraco (-)
Procurement Intraco (+)	<p><b>Details of the Selection</b></p> <ul style="list-style-type: none"> <li>[0DCINDIC] Debit/Credit <ul style="list-style-type: none"> <li>[S] Debit</li> </ul> </li> <li>[1KYFNM] Key Figure <ul style="list-style-type: none"> <li>[0QUANT_B] Qty in OUn</li> </ul> </li> <li>[C_MOVETYP] Movement Type <ul style="list-style-type: none"> <li>[303] TF rem.fm.stor.to pl</li> <li>[641] TF to stck in trans.</li> <li>[647] TF to stck in trans.</li> <li>[672] TF to stck in trans.</li> <li>[678] TF to stck in trans.</li> </ul> </li> </ul>
Procurement Intraco (-)	<p><b>Details of the Selection</b></p> <ul style="list-style-type: none"> <li>[0DCINDIC] Debit/Credit <ul style="list-style-type: none"> <li>[H] Credit</li> </ul> </li> <li>[1KYFNM] Key Figure <ul style="list-style-type: none"> <li>[0QUANT_B] Qty in OUn</li> </ul> </li> <li>[C_MOVETYP] Movement Type <ul style="list-style-type: none"> <li>[304] TR rem.fm.stor.to pl</li> <li>[642] TR to stck in trans.</li> <li>[648] TR to stck in trans.</li> <li>[671] TR to stck in trans.</li> <li>[677] TR to stck in trans.</li> </ul> </li> </ul>
Procurement Consignment	Procurement Consignment (without order) + Procurement Consignment (with order)

Procurement Consignment (without order)	<p><b>Details of the Selection</b></p> <ul style="list-style-type: none"> <li>[C_MOVETYP] Movement Type <ul style="list-style-type: none"> <li>[501] Receipt w/o PO</li> <li>[502] RE receipt w/o PO</li> </ul> </li> <li>[1KYFNM] Key Figure <ul style="list-style-type: none"> <li>[K_MOVEQTY] Movement quantity</li> </ul> </li> <li>[C_SOBKZ] Special stock indica <ul style="list-style-type: none"> <li>[K] Consignment (vendor)</li> </ul> </li> </ul>
Procurement Consignment (with order)	<p><b>Details of the Selection</b></p> <ul style="list-style-type: none"> <li>[C_MOVETYP] Movement Type <ul style="list-style-type: none"> <li>[102] GR for PO reversal</li> <li>[101] GR goods receipt</li> </ul> </li> <li>[1KYFNM] Key Figure <ul style="list-style-type: none"> <li>[K_MOVEQTY] Movement quantity</li> </ul> </li> <li>[C_SOBKZ] Special stock indica <ul style="list-style-type: none"> <li>[K] Consignment (vendor)</li> </ul> </li> </ul>

## Key Figures : Sales

Name	Description
Global Sales	Sales External + Sales Inter Company + Sales Intraco + Sales Consignment
Sales External	Sales External ( + ) - Sales External ( - )
Sales External ( + )	<p><b>Details of the Selection</b></p> <ul style="list-style-type: none"> <li>[1KYFNM] Key Figure <ul style="list-style-type: none"> <li>[K_MOVEQTY] Movement quantity</li> </ul> </li> <li>[C_MOVETYP] Movement Type <ul style="list-style-type: none"> <li>[231] GI for sales order</li> <li>[232] RE for sales order</li> <li>[601] GD goods issue:delvy</li> <li>[602] RE goods deliv. rev.</li> </ul> </li> </ul>
Sales External ( - )	<p><b>Details of the Selection</b></p> <ul style="list-style-type: none"> <li>[1KYFNM] Key Figure <ul style="list-style-type: none"> <li>[K_MOVEQTY] Movement quantity</li> </ul> </li> <li>[C_MOVETYP] Movement Type <ul style="list-style-type: none"> <li>[651] GD ret.del. returns</li> <li>[652] GD ret.del. retrn rev</li> <li>[653] GD returns unrestr.</li> <li>[654] GD returns unr. rev.</li> <li>[655] GD returns QI</li> <li>[656] GD returns QI rev.</li> <li>[657] GD returns blocked</li> <li>[658] GD returns blk. rev.</li> </ul> </li> </ul>
Sales Inter Company	Sales Inter Company ( + ) - Sales Inter Company ( - )

Sales Inter Company ( + )	<p><b>Details of the Selection</b></p> <ul style="list-style-type: none"> <li>[1KYFNM] Key Figure <ul style="list-style-type: none"> <li>[K_MOVEQTY] Movement quantity</li> </ul> </li> <li>[C_MOVEQTY] Movement Type <ul style="list-style-type: none"> <li>[643] TF to cross-company</li> <li>[644] TR to cross-company</li> <li>[645] TF cross company</li> <li>[646] TR cross company</li> </ul> </li> </ul>
Sales Inter Company ( - )	<p><b>Details of the Selection</b></p> <ul style="list-style-type: none"> <li>[1KYFNM] Key Figure <ul style="list-style-type: none"> <li>[K_MOVEQTY] Movement quantity</li> </ul> </li> <li>[C_MOVEQTY] Movement Type <ul style="list-style-type: none"> <li>[673] TR to cross-company</li> <li>[674] TF to cross-company</li> <li>[675] TR cross company</li> <li>[676] TF cross company</li> </ul> </li> </ul>
Sales Intraco	Sales Intraco ( + ) - Sales Intraco ( - )
Sales Intraco ( + )	<p><b>Details of the Selection</b></p> <ul style="list-style-type: none"> <li>[1KYFNM] Key Figure <ul style="list-style-type: none"> <li>[0QUANT_B] Qty in OUn</li> </ul> </li> <li>[C_MOVEQTY] Movement Type <ul style="list-style-type: none"> <li>[303] TF rem.fm.stor.to pl</li> <li>[641] TF to stck in trans.</li> <li>[647] TF to stck in trans.</li> <li>[672] TF to stck in trans.</li> <li>[678] TF to stck in trans.</li> </ul> </li> <li>[0DCINDIC] Debit/Credit <ul style="list-style-type: none"> <li>[H] Credit</li> </ul> </li> </ul>
Sales Intraco ( - )	<p><b>Details of the Selection</b></p> <ul style="list-style-type: none"> <li>[1KYFNM] Key Figure <ul style="list-style-type: none"> <li>[0QUANT_B] Qty in OUn</li> </ul> </li> <li>[C_MOVEQTY] Movement Type <ul style="list-style-type: none"> <li>[304] TR rem.fm.stor.to pl</li> <li>[642] TR to stck in trans.</li> <li>[648] TR to stck in trans.</li> <li>[671] TR to stck in trans.</li> <li>[677] TR to stck in trans.</li> </ul> </li> <li>[0DCINDIC] Debit/Credit <ul style="list-style-type: none"> <li>[S] Debit</li> </ul> </li> </ul>
Sales Consignment	Sales Consignment ( + ) - Sales Consignment ( - )
Sales Consignment ( + )	<p><b>Details of the Selection</b></p> <ul style="list-style-type: none"> <li>[1KYFNM] Key Figure <ul style="list-style-type: none"> <li>[0QUANT_B] Qty in OUn</li> </ul> </li> <li>[C_MOVEQTY] Movement Type <ul style="list-style-type: none"> <li>[631] GI consgmt: lending</li> </ul> </li> <li>[0DCINDIC] Debit/Credit <ul style="list-style-type: none"> <li>[H] Credit</li> </ul> </li> </ul>

Sales Consignment ( - )	<p><b>Details of the Selection</b></p> <ul style="list-style-type: none"> <li>[1KYFNM] Key Figure <ul style="list-style-type: none"> <li>[0QUANT_B] Qty in OUn</li> </ul> </li> <li>[C_MOVETYP] Movement Type <ul style="list-style-type: none"> <li>[632] GI consgmt.ret.delvy</li> </ul> </li> <li>[0DCINDIC] Debit/Credit <ul style="list-style-type: none"> <li>[S] Debit</li> </ul> </li> </ul>
-------------------------	--

## Key Figures : Quantity and Valuation Total Stock

Name	Description
0TOTALSTCK	Quantity Total Stock
Unrestr.-use stock (Unrestr + Quality Inspection)	<p><b>Details of the Selection</b></p> <ul style="list-style-type: none"> <li>[0STOCKTYPE] Stock type <ul style="list-style-type: none"> <li>[B] Quality Inspection</li> <li>[A] Unrestricted Use</li> </ul> </li> <li>[1KYFNM] Key Figure <ul style="list-style-type: none"> <li>[0TOTALSTCK] Quantity Total Stock</li> </ul> </li> </ul>
Unrestr.-use stock	<p><b>Details of the Selection</b></p> <ul style="list-style-type: none"> <li>[0STOCKTYPE] Stock type <ul style="list-style-type: none"> <li>[A] Unrestricted Use</li> </ul> </li> <li>[1KYFNM] Key Figure <ul style="list-style-type: none"> <li>[0TOTALSTCK] Quantity Total Stock</li> </ul> </li> </ul>
0QMSTOCK	Stock in Quality Inspection
0BLOCKEDSTK	Blocked Stock
0VALSTCKVAL	Valorised Stock Value
Unrestr.-use stock (Unrestr + Quality Inspection) (Value)	Unrestr.-use stock (value) + Q stock (value)
Unrestr.-use stock (value)	Valorised Stock Value * Unrestr.-use stock / Quantity Total Stock
Q stock (value)	Valorised Stock Value * Stock in Quality Inspection / Quantity Total Stock
Blocked stock (Value)	Valorised Stock Value * Blocked Stock / Quantity Total Stock

## Related Queries

<b>Application</b>	PP - Production Planning
<b>Query Name</b>	BW - Stock Mmvt with conversion (Core query)
<b>Query Technical Name</b>	BW_QRY_MPR_IC001_0063
<b>Content</b>	<ul style="list-style-type: none"> <li><input checked="" type="checkbox"/> Sélectionner tout <ul style="list-style-type: none"> <li><input checked="" type="checkbox"/> Global production</li> <li><input checked="" type="checkbox"/> Global consumption <ul style="list-style-type: none"> <li><input checked="" type="checkbox"/> Neutralized production (LIP00)</li> <li><input checked="" type="checkbox"/> Neutralized consumption (LIP00)</li> </ul> </li> <li><input checked="" type="checkbox"/> Global procurement</li> <li><input checked="" type="checkbox"/> Global sales</li> <li><input checked="" type="checkbox"/> Total stock (qty)</li> <li><input type="checkbox"/> Total stock (Value)</li> </ul> </li> </ul>

Mandatory Prompt	<p>* Plant (Select Opt, Required) = <input type="button" value="▼"/></p> <hr/> <p>* Cal. year/month (Interval, Mandatory)</p> <hr/> <p>* Company Code (Exit with sel) = <input type="button" value="▼"/></p>
Application	PP - Production Planning
Query Name	BW - Stock Movement All Types (Core query)
Query Technical Name	BW_QRY_MPR_IC001_0014
Content	<ul style="list-style-type: none"> <li><input checked="" type="checkbox"/> Sélectionner tout</li> <li><input checked="" type="checkbox"/> Global Production</li> <li><input checked="" type="checkbox"/> Transfert Debit</li> <li><input checked="" type="checkbox"/> Transfert Credit</li> <li><input checked="" type="checkbox"/> Global Consumption</li> <li><input checked="" type="checkbox"/> Neutralized Production (LIP00)</li> <li><input checked="" type="checkbox"/> Neutralized Consumption (LIP00)</li> <li><input checked="" type="checkbox"/> Global Procurement</li> <li><input checked="" type="checkbox"/> Global Sales</li> <li><input checked="" type="checkbox"/> Quantity Total Stock</li> <li><input type="checkbox"/> ValStockValue</li> </ul>
Mandatory Prompt	<p>* Cal. year/month (Interval, Mandatory)</p> <hr/> <p>* Company Code (Selection op) = <input type="button" value="▼"/></p>

## 5.0 Non-functional Descriptions

Please populate the relevant section and delete those that are not applicable.

### 5.1 Usability

Usability is about the ease with which a User can learn to start using the solution and the ease with which they can use the system. In addition to ease of learning and ease of use, usability also includes areas such as ease of recall, error avoidance and handling, accessibility among others e.g., 99% of metadata entry Users who have use the Maintenance Dashboard should be able to change filters, extract etc., when required. Maintenance data will be centrally stored in the Google Cloud platform, which will be available to other applications e.g., and Dashboards if needed.

### 5.2 Regulatory Compliance

Software systems must comply with legal and regulatory e.g., GDPR requirements, this can change depending on country, organisation industry and / or region. The software systems must be secure from unauthorized access. The Maintenance Dashboard will comply with Solvay's regulations and compliance e.g., access only granted to authorized Users.

### 5.3 Security

Security refers to essential aspects that assure a solution and its components will be protected against unauthorized access or malware attacks. Important considerations related to security aspects of a system are User authentication, User authorization or User access privileges, data theft, malware attacks, data encryption, and maintaining audit trails, e.g., only Users with administrator access shall be able to create new accounts and assign data access privileges to the new accounts e.g.,

- All data will be encrypted in the dashboard
- Only authorised Users / Administrative Users will be able to access data.
- Maintenance data will be split between either SCO or ECO, and Users will only have authority to one Entity data.

### 5.4 Performance

Performance defines how fast a software system or a particular section of it responds to certain User actions under a certain workload. In most cases, this metric explains how long a User must wait before the target operation happens e.g., the page renders, a transaction is processed, etc., given the overall number of Users now. Performance requirements may describe background processes invisible to Users, e.g., backup and speed of data transfers.

## 5.5 Reliability

Reliability is the ability of a solution or its component to perform its required functions without failure under predefined conditions for a specified time / period. Reliability can possibly be specified in terms of average time system runs before failure occurs, percentage of operations completed successfully within a time / period, maximum acceptable failure probability, or number of failures within a period. Reliability aspects are in reference to (but not limited to) evaluation of the system to be considered as reliable, classification of reliability defining failures vs. regular failures, and the impact of failure on business operations. The Maintenance Dashboard will display data from the previous refresh of data.

## 5.6 Scalability

Scalability refers to the degree to which a solution can evolve to handle increased amounts of work. The increased amount of work could be in terms of the user base, transactions, data, network traffic, or other factors e.g., the system should be able to handle an additional load of a maximum of 5,000 Users every month for the next 6 months without any noticeable performance impacts.

## 5.7 Compatibility

Interoperability is the degree to which the solution is compatible with other components. It is a measure of how effectively the system interoperates with other software systems and how easily it integrates with external hardware devices.

Interoperability aspects to be discussed during elicitation are in reference to (but not limited to) software systems to be interfaced with along with data / messages to be exchanged and any standard data formats, hardware components to be integrated with, and any standard communication protocols to be followed e.g., Order Management system will push the order file into a secured file transfer protocol server from where it will be loaded into the system through a daily job. To guarantee between Google Cloud platform and SAP BW Queries e.g., BW\_QRY\_MVPMOR01\_0002, Solvay has introduced a new tool called Xtract ([Xtract](#)).

## 5.8 Availability

Availability is the degree to which the solution is operable and accessible when required. It is a measure of time during which the system is fully operational e.g., available for use and sometimes included as a Service Level Agreement (SLA) considering its criticality to the business, e.g., the system shall be at least 99% available on weekdays between 09:00 to 18:30 Central European Time (CET).

## 5.9 Refresh of the Data

Frequency, data, and time of the data refresh in the data product.