

# Technical Documentation - GBU fixed costs

- 1 [Access Management](#)
- 2 [DataFlow](#)
  - 2.1 [Overview](#)
  - 2.2 [Technical Rules on Workbench](#)
    - 2.2.1 [CBS application and GBU Fixed Costs application](#)
    - 2.2.2 [Master Data: Cost Center \(C\\_COSTCTR\) and Responsible Cost Center \(C\\_RESP\\_CC\)](#)
    - 2.2.3 [Master Data : Responsible plant \(C\\_RPLANT\)](#)
    - 2.2.4 [Master Data : Purchase Domain and Purchase Segment](#)
    - 2.2.5 [Master Data : BSA Group of the Responsible Cost Center](#)
    - 2.2.6 [Restrictions](#)
    - 2.2.7 [How to identificate "Mixed Cost center "](#)
    - 2.2.8 [How to identificate "variable costs" cost elements](#)
    - 2.2.9 [COPA integration](#)
  - 2.3 [Dependencies with other applications](#)
  - 2.4 [Reporting](#)
- 3 [Data Loading](#)
  - 3.1 [Info Providers and objects loaded](#)
- 4 [Data Quality Control](#)
- 5 [Operational Documentation](#)
  - 5.1 [Procedures](#)
  - 5.2 [Scheduling](#)
  - 5.3 [Monitoring](#)
  - 5.4 [Error Handling](#)
  - 5.5 [Known Bugs](#)
  - 5.6 [Roadmap](#)

## Access Management

### Roles & Access

List of application role + menu role and explanation if we have several applications role with specials rules.

Role Code	Role Description	Explanation
ZBI_RCS_C O_A24	GBU Fixed Cost	Application role
ZR_RCS_CA _M53	FC - GBU Fixed Cost	Role Menu

## Authorization Objects

Authorization Objects	Explanation
C_RESP_CC__CPFCTR1_2 CPFCTR1_2	ZR*_CA_P05
C_RESP_CC__C_RPLANT C_PLANT C_COSTCTR__C_RPLANT	ZR*_CA_P02
C_RESP_CC__C_AUTHMA	ZR*_CA_P00
C_COMPCDE__C_COMPPRS	ZR*_CA_P07

Link to the BW Catalog of role

[https://drive.google.com/open?id=10GEfKYqrT1eeTO\\_uHYAheL1GX7L5y\\_pvH0KQU64qh5I](https://drive.google.com/open?id=10GEfKYqrT1eeTO_uHYAheL1GX7L5y_pvH0KQU64qh5I)

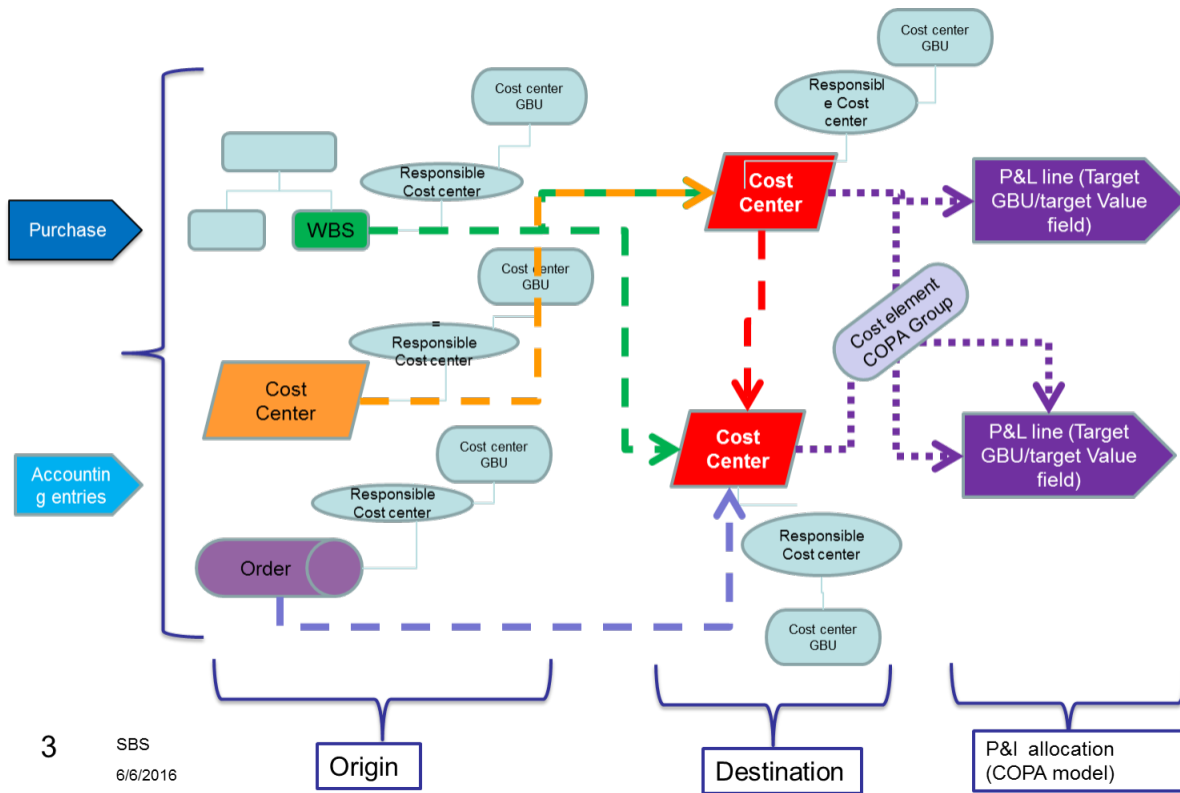
## DataFlow

In Solvay group there are 2 controlling models

- WP1 model: fixed costs are managed in CO and are allocated to the P&L in COPA.
- PF1 model:
  - Until end of 2017, fixed costs were managed in CO and were allocated to CO on "reporting" cost centers.
  - From 2018, the P&L in PF1 is fully managed in COPA

**WP1 model & PF1 (from 2018) model: fixed costs are managed in CO and allocated to the P&L in COPA**

# Fixed Cost – P&L in COPA

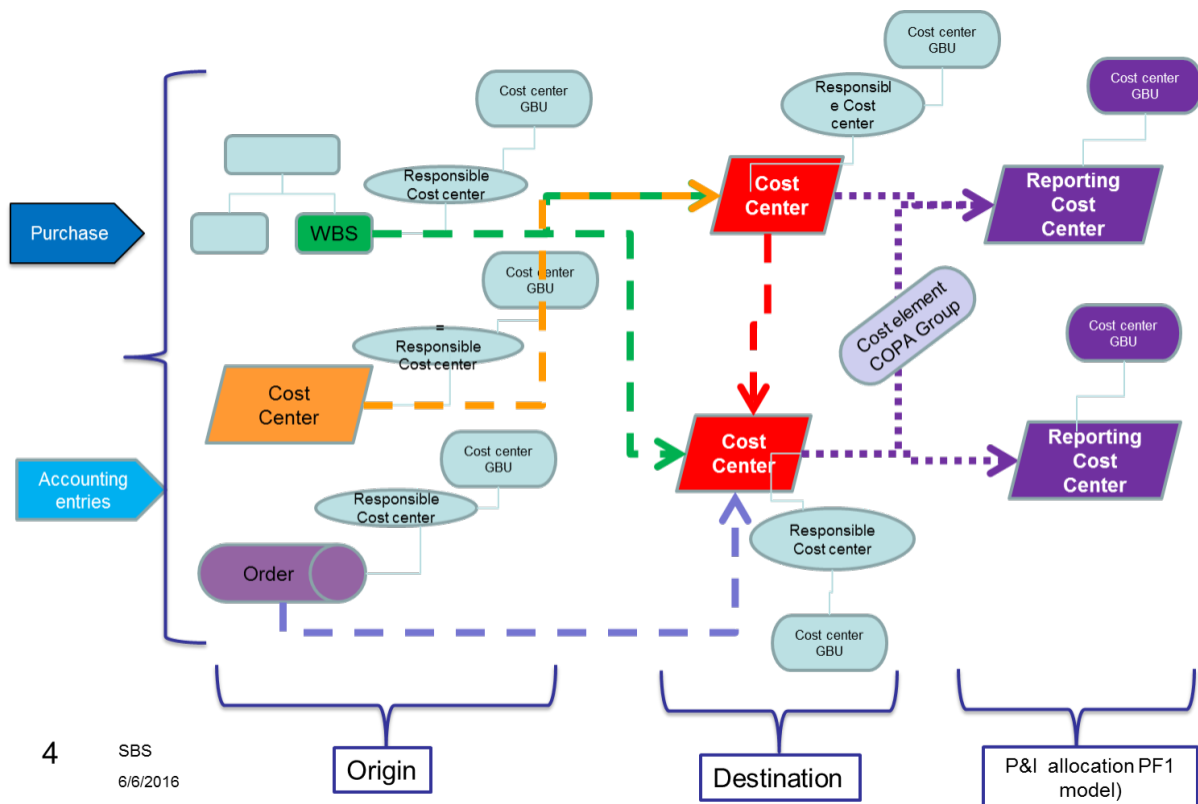


The goal of the application is to give (by default) to users Destination Cost centers by group of cost elements and to give from COPA the P&L destination (value field & BFC account , destination GBU )

The allocation to COPA are identified with the cost element group 'ZRCS-CO COPA

It enables the user to analyze fixed costs on cost centers and reconciled data with the P&L

**PF1 model (until 2017): fixed costs were managed in CO and were allocated to CO on "reporting" cost centers**



The goal of the application is to give (by default) to PF1 users, Destination Cost centers by group of cost elements and to give from P&L destination. In the former model PF1 the P&L was set-up using reporting Cost centers (=have the type "reporting")

The allocation to Reporting cost centers is identified with the cost element group 'ZRCS-CO COPA

The attribute "BFC GBU" of the partner cost center for cost elements group 'ZRCS-CO COPA gives the users the BFC GBU destination.

## Overview

### MPR\_FC003

- Remove old data: Only keep the 5 last years in the cubes in order to make the cube lighter and gain space in BWA.
- Fixed Cost project: A project is in progress to have fixed costs reporting by plant and GBU. This project will be finished end of july.

This project is a mix between CBS and COPA in order to provide fixed cost reporting by plant and GBU. The objective is also to replace actual fixed cost application for Rhodia legacy FC2.

For this project, we have created specific info areas

We have created **MPR\_FC003** for this purpose. This multi provider has same cubes as CBS application, two cubes from COPA application and one PAX cube.

▼ Fixed Costs	IA_FMCO_CO_FC
• Fixed Costs Acquisition Layer	IA_FMCO_CO_FC_ACQUISITION
▶ Fixed Costs Master Data Layer	IA_FMCO_CO_FC_MD
• Fixed Costs Propagation Layer	IA_FMCO_CO_FC_PROPAGATION
▶ Fixed Costs Business Transformation Layer	IA_FMCO_CO_FC_BUSINESS_TRANSF
▶ Fixed Costs Reporting Layer	IA_FMCO_CO_FC_REPORTING
▼ Fixed Costs Virtual Layer	IA_FMCO_CO_FC_VIRTUAL
▼ Fixed costs Analysis (Multi Systems)	MPR_FC003
▶ Fixed costs Analysis (External data)	CUB_FC007
▶ Fixed costs Analysis Acetow	CUB_FC002
▶ Fixed costs Analysis CICC	CUB_FC004
▶ Fixed costs Analysis PIM	CUB_FC003
▶ Fixed costs Analysis Rhodia	CUB_FC006
▶ Fixed costs Analysis Solvay	CUB_FC005
▶ Fixed costs Budgets	CUB_FB001
▶ PAX: Profitability Analysis: COPA - IECRA Determination WP1	CRCOPA29
▶ Profitability Analysis: COPA - IECRA Determination	CRCOPA01
▶ Profitability Analysis: COPA - Solvay legacy	CRCOPA22

## Technical Rules on Workbench

CUB\_FC003 - Fixed costs Analysis PIM not loaded

CUB\_FC002 - Fixed costs Analysis Acetow loaded but with 0 records.

CUB\_FB001 - Fixed costs Budgets not loaded since 2019.

CRCOPA29, CRCOPA01 & CRCOPA22 documentation in [P&L Documentation](#).

## CBS application and GBU Fixed Costs application

- BW RTR - CBS (WBP) (=Corporate Business Services) is an application used to follow-up costs of Solvay's function
- GBU Fixed Costs application is used to follow-up GBU Solvay's fixed costs

There was an old application for fixed costs: FC2 application. This application is replaced by GBU Fixed Costs.

These 2 applications are using CO data's (cost center (CO-CCA), WBS (PS) and Orders (CO-OM)) and sharing (in most cases) the same infoproviders

All cost centers (CBS or fixed Cost) are included in a common cost centers hierarchy ZCBS.

Differences between the 2 applications:

- Cost centers displayed in the GBU - fixed costs report are included in the subgroup ENTRP of the ZCBS hierarchy (Others filters are done - see below),
- Fixed Costs cost elements are identified with specific groups of the ZRCS-FC hierarchy,
- Authorization objects are different,
- GBU Fixed Cost application is using COPA data's

The 2 applications are using the same source of data's but the scope is different (cost centers selection / queries).

CBS technical documentation: [Technical Documentation - Corporate Business Services - Function costs report CUB\\_FC002 / CUB\\_FC003 / CUB\\_FC004 / CUB\\_FC005 / CUB\\_FC006 / CUB\\_FC007](#)

## Master Data: Cost Center (C\_COSTCTR) and Responsible Cost Center (C\_RESP\_CC)

- The cost center is the cost center of the line item
- The responsible cost center is the cost center linked to the Order and WBS of the line item

The responsible Cost center is the main object in GBU Fixed Cost queries.

## Master Data : Responsible plant (C\_RPLANT)

The plant of the cost center is determined in the Profit Center department. It has the same properties as a standard plant code.

The Responsible plant is a navigational attribute of the cost center and the responsible cost center.

## Master Data : Purchase Domain and Purchase Segment

The fixed Costs data flow has been improved (2020/02) in order to add NAV providing Purchase Domain and Purchase Segment from different points of view : Material and Vendor.

The following NAV have been added in the flow till the multiprovider MPR\_FC003

- C\_MATNR2\_\_C\_DOMAIN (populated in C\_MATNR2 through a lookup on C\_MAT\_GRP)
- C\_MATNR2\_\_C\_MAT\_GRP
- C\_MATNR2\_\_C\_SEGT (populated in C\_MATNR2 through a lookup on C\_MAT\_GRP)
- C\_VENDOR2\_\_C\_DOMAIN (populated in C\_VENDOR2 through a lookup on C\_VENDID)
- C\_VENDOR2\_\_C\_SEGT (populated in C\_VENDOR2 through a lookup on C\_VENDID)

*To be implemented : Business needs as well Domain and Segment coming from Purchase Order.*

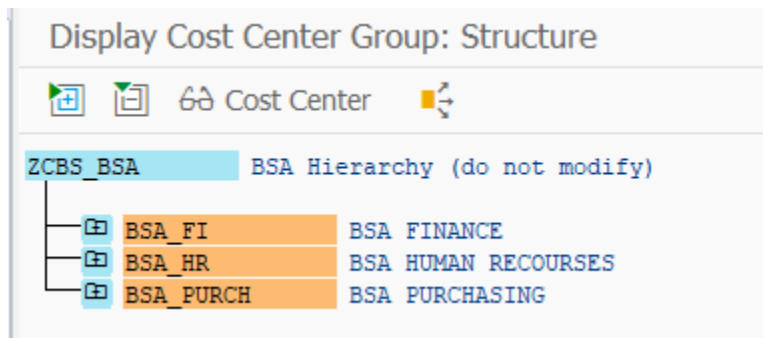
## Master Data : BSA Group of the Responsible Cost Center

The fixed Costs data flow has been improved (2020/02) in order to add NAV providing BSA Group of the responsible Cost Center.

The following NAV have been added in the flow till the multiprovider MPR\_FC003

- C\_RESP\_CC\_\_C\_BSAGRP

The BSA Group attribute has been added in C\_COSTCTR based on the 0COSTCENTER Hierarchie named Z013ZCBS\_BSA.



The hierarchie Z013ZCBS\_BSA is loaded in master data C\_FUNCT\_4:

4 Sub-function	C_FUNCT_4
4 Sub-function (Attributes)	ATTRIBUTES C_FUNCT_4
RSDS 0COSTCENTER_0101_HIER WD1_ODP -> IOBJ C_FUNCT_4	0M708C49U0H0QW6EMUCJAMXL7XXA9SOJ
Cost center	0COSTCENTER_0101_HIER
0COSTCENTER_0101_HIER FULL (Z013ZCBS_BSA)	ZPAK_5KMO3SVXRRQD7U7BLV5BSQB6Y

And then in transformation "IOBJ C\_COSTCTR -> IOBJ C\_COSTCTR" a lookup is done to fill C\_BSAGRP:

Transformation: I08J\_C\_COSTCTR -> I08J\_C\_COSTCTR Runtime Status: JABAP and RANA runtime are supported

Source: Cost Center (C\_COSTCTR) Target: Cost Center (C\_COSTCTR) Version: Active

Active Version: Executable Edited Version

Code	Field Name	Field Type	Field Length	Field Description	Code	Field Name	Field Type	Field Length	Field Description
16	C_RECCHDT	DATS	000008	Record change date	16	C_RECCHDT	DATS	000008	Record change date
17	CCMULTVS	CHAR	000035	Cost center Multi-Value Stream	17	CCMULTVS	CHAR	000035	Cost center Multi-Value Stream
18	C_CCDPROD	CHAR	000001	Direct production cost center	18	C_CCDPROD	CHAR	000001	Direct production cost center
19	C_BKZNP	CHAR	000001	Block Actual Primary Costs	19	C_BKZNP	CHAR	000001	Block Actual Primary Costs
20	C_BKZNS	CHAR	000001	Block Secondary Primary Costs	20	C_BKZNS	CHAR	000001	Block Secondary Primary Costs
21	C_BKZER	CHAR	000001	Block Actual Revenues	21	C_BKZER	CHAR	000001	Block Actual Revenues
22	C_FGPTOB	CHAR	000001	Flag for Obsolete Object	22	C_FGPTOB	CHAR	000001	Flag for Obsolete Object
23	C_FPCTR1	CHAR	000010	ESP Global Business Unit	23	C_FPCTR1	CHAR	000010	ESP Global Business Unit
24	C_FPCTR2	CHAR	000010	ESP Group of activities	24	C_FPCTR2	CHAR	000010	ESP Group of activities
25	OPFCTR1_2	CHAR	000002	BFC Global Business Unit	25	OPFCTR1_2	CHAR	000002	BFC Global Business Unit
26	OPFCTR2_2	CHAR	000005	BFC Group of activities	26	OPFCTR2_2	CHAR	000005	BFC Group of activities
27	C_POSTI	NUMC	000008	Position of the person responsible	27	C_POSTI	NUMC	000008	Position of the person responsible
28	OPLANT	CHAR	000004	Plant	28	OPLANT	CHAR	000004	Plant
29	C_COMPCDE	CHAR	000004	Company code	29	C_COMPCDE	CHAR	000004	Company code
30	C_KOSAR	CHAR	000001	CCr Category	30	C_KOSAR	CHAR	000001	CCr Category
31	OCREATEDON	DATS	000008	Date on which the record was created	31	OCREATEDON	DATS	000008	Date on which the record was created
32	USERNAME	CHAR	000012	User Name	32	USERNAME	CHAR	000012	User Name
33	C_RPLANT	CHAR	000004	Responsible Plant	33	C_RPLANT	CHAR	000004	Responsible Plant
34	C_MAGNTU	CHAR	000004	BFC Activity 1	34	C_MAGNTU	CHAR	000004	BFC Activity 1
35	C_MIXCC	CHAR	000001	Mixed Cost Center	35	C_MIXCC	CHAR	000001	Mixed Cost Center
36	C_FGPTOB1	CHAR	000001	Obsolete Flag	36	C_FGPTOB1	CHAR	000001	Obsolete Flag
37	C_AUTHMA	CHAR	000010	Authorization Scope	37	C_AUTHMA	CHAR	000010	Authorization Scope
38	C_BPOSTI	CHAR	000012	ESP Logn of the position responsible	38	C_BPOSTI	CHAR	000012	ESP Logn of the position responsible
39	C_BISGRP	CHAR	000032	BISA Group	39	C_BISGRP	CHAR	000032	BISA Group
40	C_GRFUNCT	CHAR	000032	2-1 GBU Function	40	C_GRFUNCT	CHAR	000032	2-1 GBU Function
41	C_GRFUNCT	CHAR	000032	2-2 Function Grouping	41	C_GRFUNCT	CHAR	000032	2-2 Function Grouping

## Restrictions

### Filters on Cost centers

The ZCBS hierarchy was denormalized (levels of the hierarchy are translate as attributes of cost center and responsible cost center)

### Levels of the CBS hierarchy

**Characteristic C\_COSTCTR - maintain master data: List**

Text | Data Records to be Edited

Controllin	Cost Center	L	Valid to	Valid from	Business a	Company co	srce Sys.	Object cur	Profit Cen	Person Responsible	0 Hierarch	1 Organisa	2 Function	3 Sub-func	4 Sub-func	Record cha	CC M
CHEF	1D13110000	EN	31.12.2011	01.01.1000			PF1_020	EGP	CAXA	MOHAMED ABDELMONEIM	ZCBS	ENTRP	EPRD	EPRD5	EPRD56	07.06.2016	
CHEF	1D13110000	EN	31.12.9999	01.01.2012	7250	6046	PF1_020	EGP	CAXA	MOHAMED ABDELMONEIM	ZCBS	ENTRP	EPRD	EPRD5	EPRD56	07.06.2016	
CHEF	1D16210000	EN	31.12.2011	01.01.1000			PF1_020			LAILA ELGHAZALY	ZCBS	ENTRP	EPRD	EPRD5	EPRD56	07.06.2016	
CHEF	1D16210000	EN	31.12.9999	01.01.2012	7250	6046	PF1_020	EGP	CAXA	LAILA ELGHAZALY	ZCBS	ENTRP	EPRD	EPRD5	EPRD56	07.06.2016	
CHEF	1D16310000	EN	31.12.2011	01.01.1000			PF1_020			LARBI BOUJRAD	ZCBS	ENTRP	EADM	EADMA	EADMAG	07.06.2016	
CHEF	1D16310000	EN	31.05.2016	01.01.2012	7250	6046	PF1_020	EGP	CAXA	LARBI BOUJRAD	ZCBS	ENTRP	EADM	EADMA	EADMAG	07.06.2016	
CHEF	1D16310000	EN	31.12.9999	01.06.2016	7250	6046	PF1_020	EGP	CAXA	LARBI BOUJRAD	ZCBS	ENTRP	EADM	EADMA	EADMAG	07.06.2016	
CHEF	1D16410000	EN	31.12.2011	01.01.1000			PF1_020			KHALED AHMED	ZCBS	ENTRP	EPRD	EPRD5	EPRD56	07.06.2016	
CHEF	1D16410000	EN	31.12.9999	01.01.2012	7250	6046	PF1_020	EGP	CAXA	KHALED AHMED	ZCBS	ENTRP	EPRD	EPRD5	EPRD56	07.06.2016	
CHEF	1D16430000	EN	31.12.2011	01.01.1000			PF1_020			KHALED AHMED	ZCBS	ENTRP	EPRD	EPRD5	EPRD56	07.06.2016	
CHEF	1D16430000	EN	31.12.9999	01.01.2012	7250	6046	PF1_020	EGP	CAXA	KHALED AHMED	ZCBS	ENTRP	EPRD	EPRD5	EPRD56	07.06.2016	
CHEF	1D16450000	EN	31.12.2011	01.01.1000			PF1_020			KHALED AHMED	ZCBS	ENTRP	EPRD	EPRD5	EPRD56	07.06.2016	
CHEF	1D16450000	EN	31.12.9999	01.01.2012	7250	6046	PF1_020	EGP	CAXA	KHALED AHMED	ZCBS	ENTRP	EPRD	EPRD5	EPRD56	07.06.2016	
CHEF	1D16510000	EN	31.12.2011	01.01.1000			PF1_020			MOHAMED ABAZA	ZCBS	ENTRP	EADM	EADMA	EADMAA	07.06.2016	

- In the GBU Fixed Costs application, we can only display cost centers included in the group ENTRP and or ZNS-FUNCT (1 Organisation attribute = ENTRP of the Responsible Cost center)
- By default the following groups "2 Function" are excluded of the report but it can be displayed by the user.
  - ECP - Variable Costs are excluded
  - EACAR - Other Operating Expenses are excluded
  - EPSRO - Post Operating Result are excluded
  - ECPVSE - Variable Sales Expenses are excluded
  - EDISC - Discontinued are excluded
  - ESERV - Services are excluded

## Display Cost Center Group: Structure

Cost Center

ZCBS		2006 - CBS STRUCTURE	
<input type="checkbox"/>	ZCBS-CORPO		CORPORATE FUNCTION
<input type="checkbox"/>	ZCBS-FUNCT		FUNCTION SERVICES
<input type="checkbox"/>	ZCBS-ICO		INTERCOMPANIES
<input type="checkbox"/>	ZCBS-PROJ		SERVICES PROJECTS (OUT OF GUARANTEE)
<input type="checkbox"/>	ZCBS-OTH		CBS NON FUNCTION COSTS
<input type="checkbox"/>	ENTRP		ENTERPRISE FIXED COSTS FOLLOW UP
<input type="checkbox"/>	RDD		R&D
<input type="checkbox"/>	EMSV		MARKETING & SALES
<input type="checkbox"/>	EPRD		PRODUCTION
<input type="checkbox"/>	EMISC		MISCELLANEOUS PRODUCTION
<input type="checkbox"/>	EADM		ADMINISTRATION
<input type="checkbox"/>	EADMA		Fonction Support
<input type="checkbox"/>	EADMB		Operation
<input type="checkbox"/>	EADMC		General Management
<input type="checkbox"/>	EICO		GBU INTERCOMPANY
<input type="checkbox"/>	<del>ESERV</del>		<del>SERVICES</del>
<input type="checkbox"/>	ERSIR		RESTRUCTURING
<input type="checkbox"/>	<del>EMGR</del>		<del>OTHER OPERATIONAL COSTS</del>
<input type="checkbox"/>	<del>EPSRO</del>		<del>POST OPERATING RESULT</del>
<input type="checkbox"/>	<del>EDISC</del>		<del>DISCONTINUED</del>
<input type="checkbox"/>	<del>ECP</del>		<del>VARIABLE COSTS</del>
<input type="checkbox"/>	<del>ECPVSE</del>		<del>VARIABLE SELLING EXPENSES</del>
<input type="checkbox"/>	RHXXX		RHODIA TECHNICAL COST CENTERS

[WBP] BW\_QRY\_MPR\_FC003\_0005

**Filter: BW\_QRY\_MPR\_FC003\_0005 - FC- Cost Center Master Data Analysis**

**Filter: Fixed Values**

- [LOGSYS] Source System
- [C\_RESP\_CC\_C\_AUTHMA] Authorization Scope
- [C\_RESP\_CC] Responsible Cost Center
  - [#] #
  - [C\_RESP\_CC\_C\_FUNCT\_2] Resp CC - 2 Function
    - [V\_C\_FUNCT\_2\_0005] Function (Optional, default values)
  - [C\_RESP\_CC\_CPFCTR1\_2] BFC Global Business Unit (Resp Cost Center)
  - [C\_COSTCTR\_C\_RPLANT] Responsible Plant
  - [OFISCPER] Fiscal year / period
  - [OFISCVART] Fiscal year variant
  - [OCOSTELMNT\_C\_CELTHF1] Fixed cost Group 1
  - [C\_COSTCTR\_C\_FUNCT\_1] 1 Organisation
  - [OCURTYPE] Currency Type

**Filter: Default Values**

- [C\_RESP\_CC] Responsible Cost Center
- [C\_RESP\_CC\_CPFCTR1\_2] BFC Global Business Unit (Resp Cost Center)
- [OCO\_AREA] Controlling area
- Structure
- [C\_RESP\_CC\_C\_FUNCT\_1] Resp CC - 1 Organisation
- [C\_RESP\_CC\_C\_FUNCT\_0] Resp CC - 0 Hierarchy
- [C\_RESP\_CC\_0PROFIT\_CTR] Resp CC - Profit Center
- [C\_RESP\_CC\_C\_FUNCT\_2] Resp CC - 2 Function
- [C\_RESP\_CC\_C\_FUNCT\_3] Resp CC - 3 Sub-function Grouping

Demande FC-End month - P&L reconciliation COPA (Core Query)

Utiliser variante: Sélectionnez une variante ou entrez un nom puis enregistrez pr créer variante utilisateurs

**General**

Technical Name: V\_C\_FUNCT\_2\_0005  
 Description: Function (Optional, default values)

**Global Settings**

Type: Characteristic Value  
 Processed By: Manual Input/Default Value  
 Reference Characteristic: C\_RESP\_CC\_C\_FUNCT\_2

**Details**

Variable Represents: Selection Option  
 Input Type: Optional  
 Input-Ready

**Default Values**

- [ECP] VARIABLE COSTS
- [EACAR] OTHER OPERATIONAL COSTS
- [EPSRO] POST OPERATING RESULT
- [ECPVSE] VARIABLE SELLING EXPENSES
- [EDISC] DISCONTINUED
- [ESERV] OTHER REVENUES

Synthèse invite

Search variables...

- Auth Scope on Resp Cost Center (Auth with input):
- \* Fiscal Year/Period (Selection Option): 001.2023
- \* BFC GBU - Resp Cost center (Mandatory, Auth): ENERGY
- BFC Geo/Zone (Selection Opt, Optional):
- Company code (Selection Option, Optional):
- Fixed Group 1 (Optional, default Value): IZRCS-ABCNP; IZRCS-ABAMO; IZRCS-ASDIS; IZRCS-9999
- Function (Optional, default values): IVARIABLE COSTS; IOTHER OPERATIONAL CO; IPOST OPERA
- Responsible Cost center:
- Resp. Plant (Selection Option, Optional):
- User Responsible:
- Source System (Several Single Value, Optional):
- \* Exchange rate type: Cumulated average monthly (reporting)
- Target Curr. for conversion (Single value, Optional):
- Version: 000
- Variable Cost (excluded by default): IX

Spécifier valeur pour invites

- \* Fiscal Year/Period (Selection Option) = 001.2023
- \* BFC GBU - Resp Cost center (Mandatory, Auth) GY
- BFC Geo/Zone (Selection Opt, Optional)
- Company code (Selection Option, Optional)
- Fixed Group 1 (Optional, default Value)
  - ZRCS-ABCNP
  - ZRCS-ABAMO
  - ZRCS-ASDIS
  - ZRCS-9999
- Function (Optional, default values)
  - ECP
  - EACAR
  - EPSRO
  - ECPVSE
  - EDISC
  - ESERV

**Filter: BW\_QRY\_MPR\_FC003\_0006 - FC-During month - Detail (Core Query)**

**Filter: Fixed Values**

- [OFISCPER3] Posting period
- [OCOSTELMNT\_C\_CELTHF1] Fixed cost Group 1
- [C\_RESP\_CC\_C\_FUNCT\_1] 1 Organisation
  - [ENTRP] ENTERPRISE FIXED COSTS FOLLOW UP
  - [ZNS-FUNCT] NON SOLVAY - FUNCTION SERVICES
- [C\_COSTCTR\_C\_CORDTYP1] Order Type

*Filters on Cost elements*

- "ZSOLV" hierarchies are available below fixed costs queries, and can be added into reports.

CBS queries

**BW\_QRY\_MPR\_FC001\_0001 - CBS - Functions - end of month**

**BW\_QRY\_MPR\_FC001\_0002 - CBS - Functions by Companies - end of month**

**BW\_QRY\_MPR\_FC001\_0003 - CBS - Functions - during month**

**BW\_QRY\_MPR\_FC001\_0004 - CBS - Functions by Companies - during month**

**BW\_QRY\_MPR\_FC001\_0005 - CBS - Synthesis of the Functions**

GBU fixed costs

**BW\_QRY\_MPR\_FC003\_0003 - FC-End month - P&L reconciliation COPA**

**BW\_QRY\_MPR\_FC003\_0008 - P&L Impact**

**BW\_QRY\_MPR\_FC003\_0009 - FC-End month - Monthly P&L Impact**

One Solvay

**BW\_QRY\_MPR\_FC003\_9000 - ONE SOLVAY-End month - Cost center analysis**

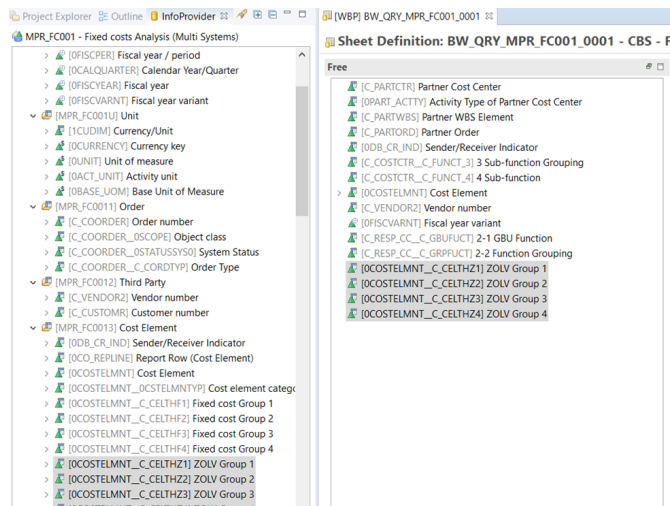
In all above fixed cost reports the below ZSOLV fields are added in free characteristics

0COSTELMNT\_\_C\_CELTHZ1 -> ZSOLV Group 1

0COSTELMNT\_\_C\_CELTHZ2 -> ZSOLV Group 2

0COSTELMNT\_\_C\_CELTHZ3 -> ZSOLV Group 3

0COSTELMNT\_\_C\_CELTHZ4 -> ZSOLV Group 4



Removed the hierarchy ZRCS-FC from the following queries (Fixed Cost Group1 – Fixed Cost Group 4) and added ZSOLV Group 1 - ZSOLV Group 4 in the reports.

**BW\_QRY\_MPR\_FC001\_0001 - CBS - Functions - end of month**

**BW\_QRY\_MPR\_FC001\_0002 - CBS - Functions by Companies - end of month**

**BW\_QRY\_MPR\_FC001\_0003 - CBS - Functions - during month**

**BW\_QRY\_MPR\_FC001\_0004 - CBS - Functions by Companies - during month**

**BW\_QRY\_MPR\_FC003\_0003 - FC-End month - P&L reconciliation COPA**

**BW\_QRY\_MPR\_FC003\_9000 - ONE SOLVAY-End month - Cost center analysis**

**BW\_QRY\_MPR\_FC003\_0008 - P&L Impact**

**BW\_QRY\_MPR\_FC003\_0009 - FC-End month - Monthly P&L Impact**

The hierarchy ZRCS-FC are no more visible in the reports.

By default some "ZSOLV Group 4" are excluded from the report. The user can delete the default filter.

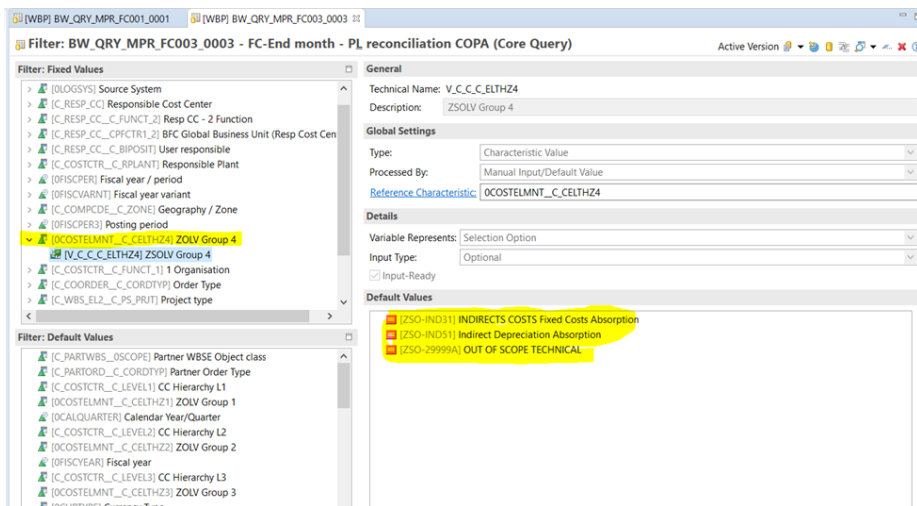
Removed the hierarchy ZRCS-FC in the prompts (Fixed Cost Group 1) of the below queries and replaced with hierarchy ZSOLV Group 4 with default exclusion of the below values

- ZSO-IND31
- ZSO-IND51
- ZSO-29999A

**BW\_QRY\_MPR\_FC003\_0003 - FC-End month - P&L reconciliation COPA**

**BW\_QRY\_MPR\_FC003\_0008 - P&L Impact**

**BW\_QRY\_MPR\_FC003\_0009 - FC-End month - Monthly P&L Impact**



This Hierarchy is centrally maintained

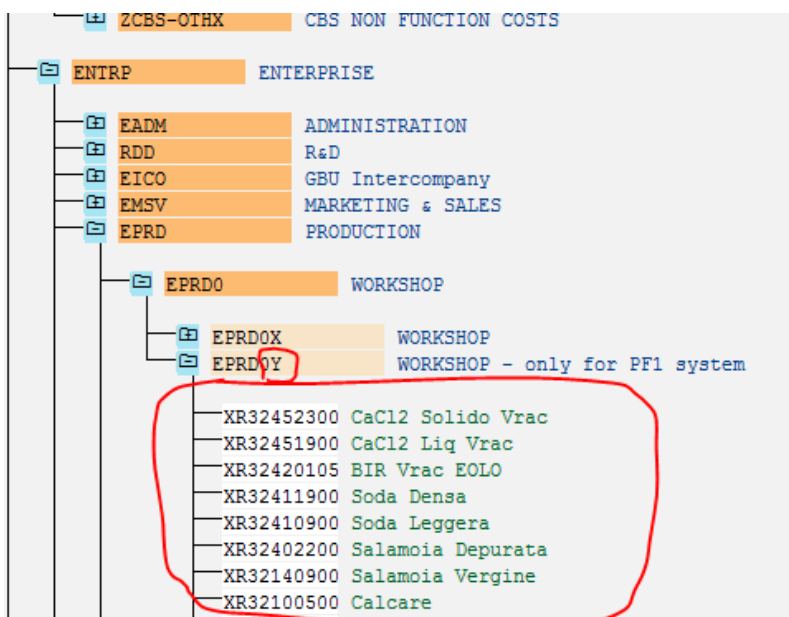
Special cases : Cost center mixing fixed and variable costs

In PF1, some cost centers are mixing fixed and variables costs. These costs centers are included in a group used to identify this type of cost center.

For these cost centers, variable cost elements are excluded using the XCS-ALL hierarchy.

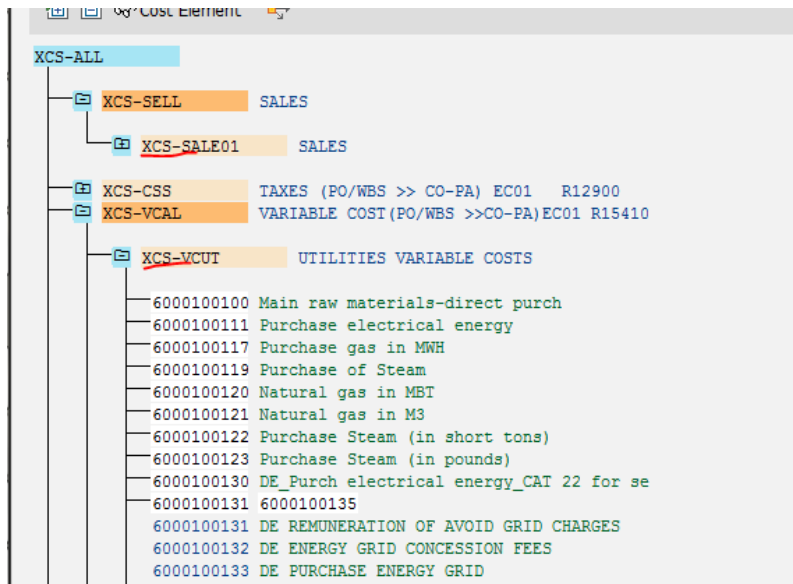
## How to identificate "Mixed Cost center "

Mixed cost centers are included in a group ending with "Y" in the ZCBS Hierarchy



## How to identify "variable costs" cost elements

A cost element is considered as variable when it is included in the group "XCS-SELL" or "XCS-VCAL" in the XCS-ALL hierarchy



Others filters in queries

Order Type - are excluded :

- ZPM4
- ZPM6

Project Type - are excluded :

- II
- FD

Value type

1. 10 - Actual
2. 20 - Plan

Currency type

- 10 company code currency

**Filter: BW\_QRY\_MPR\_FC003\_0004 - FC-End month - PL**

Filter: Fixed Values

- > [OFISCVARNT] Fiscal year variant
- > [C\_COMPDE\_C\_ZONE] Geography / Zone
- > [OFISCPER3] Posting period
- > [OCOSTELMNT\_C\_CELTHF1] Fixed cost Group 1
- > [C\_COSTCTR\_C\_FUNCT\_1] Organisation
- ▼ [C\_COORDER\_C\_CORDTYP] Order Type
  - [ZPM4] ZPM4
  - [ZPM6] ZPM6
- ▼ [C\_WBS\_EL2\_C\_PS\_PRJT] Project type
  - [II] II
  - [FD] FD
- > [C\_COMPDE] Company code
- ▼ [OCURTYPE] Currency type
  - [10] Company code currency
- ▼ [OVTYP] Value Type for Reporting
  - [10] Actual
  - [20] Plan

## COPA integration

The reconciliation between Fixed Costs and COPA is using the cube CRCOPA01 - Profitability Analysis: COPA - IECRA Determination. Source of cube DBCOPA02 is already documented in P&L documentation.

MAIN MAPPINGS (see technical documentation to have the complete mapping)

Main mappings			
Fixed Cost	Colonne1	P&L	Colonne1
Currency Type	Value Type for Reporting	Currency Type	Value Type for Reporting
Version	C_VERSN2	Version	C_VERSN2
Local Company code	C_COMPCDE	Local Company code	C_COMPCDE
Profit Center	0PROFIT_CTR	Profit Center	0PROFIT_CTR
Controlling area	0CO_AREA	Controlling area	0CO_AREA
Cost Element	0COSTELMNT	Cost Element	0COSTELMNT
Value Type for Reporting	0VTYPE	Value Type for Reporting	0VTYPE
Responsible Cost Center	C_RESP_CC	C_COSTCTR	Cost Center
Plant	C_PLANT	Plant	C_PLANT
Material	C_MATNR2	Material	C_MATNR2
Project	C_WBS_EL2	WBS Element	C_WBS_EL2
Fixed cost Group 1	0COSTELMNT__C_CELTHF1	Fixed cost Group 1	0COSTELMNT__C_CELTHF1
Fixed cost Group 2	0COSTELMNT__C_CELTHF2	Fixed cost Group 2	0COSTELMNT__C_CELTHF2
Cost Element Group	0COSTELMNT__C_FUNCT_G	Cost Element Group	0COSTELMNT__C_FUNCT_G
Country key	C_COMPCDE__0COUNTRY	Country key	C_COMPCDE__0COUNTRY
Geography / Zone	C_COMPCDE__C_ZONE	Geography / Zone	C_COMPCDE__C_ZONE
Person Responsible	C_RESP_CC__C_CCRESP	Person Responsible	C_COSTCTR__C_CCRESP
1 Organisation	C_RESP_CC__C_FUNCT_1	1 Organisation	C_COSTCTR__C_FUNCT_1
Responsible Plant	C_RESP_CC__C_RPLANT		
BFC Global Business Unit	C_RESP_CC__CPFCTR1_2	BFC Global Business Unit	C_COSTCTR__CPFCTR1_2
BFC Group of activities	C_RESP_CC__CPFCTR2_2	BFC Group of activities	C_COSTCTR__CPFCTR2_2
BFC Activity 1	C_RESP_CC__C_MAGNITU	BFC Activity 1	C_COSTCTR__C_MAGNITU
Responsible Plant	C_RESP_CC__C_RPLANT	Responsible Plant	C_COSTCTR__C_RPLANT

BFC GBU (and activities) used in P&L reports have to be mapped with the BFC GBU of the cost center. A cost center of a GBU can be allocated to a different GBU in the P&L

L11												
A	B	C	D	E	F	G	H	I	J	K	L	M
1	Last Update	26/9/16 6:15 AM										
2	1 - P&L reconciliation COPA											
3	FC-End month - P&L reconciliation COPA (Core Query)											
4	Source System	Controlling area	BFC Global Business Unit (Responsible Cost Center)	Fixed cost Group 2	BFC Global Business Unit (COPA destiant (COPA de							
5	WP1 Client 400	Z006	Rhodia Europe	NOVECARE	6060-6041	REACH - PSD	ZRCS-30	PURCHASES, SERVICES AND miscellaneous	Not assigned	#	Not assigned	XXXX
6							ZRCS-60	DEPRECIATION	Not assigned	#	Not assigned	YYYY
7							ZRCS-CO	COPA	TECHNOLOGY SOLUTIONS	R26152	Other costs on activities	XXXX
8										R27200	Depreciation services and Miscellaneous	YYYY
9											Result	ZZZZ
10											Result	ZZZZ
11												
12												

In this example, the cost center is assigned to the GBU Novecare (based on the profit center of the cost center in WP1) but it is assessed to the GBU 'TECHNOLOGY SOLUTIONS' in COPA and on the BFC account R26152 and R27200

## Dependencies with other applications

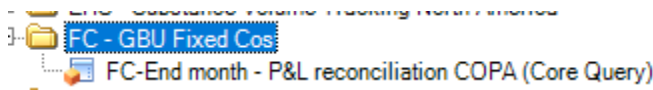
We should have the information where the application is sending or receiving information (e.g. APD open hub)

## Reporting

Query	Description
BW_QRY_MPR_FC003_0003	FC-End month - P&L reconciliation COPA

BW_QRY_MPR_FC003_0004	FC-End month - P&L reconciliation PF1
BW_QRY_MPR_FC003_0005	FC- Cost Center Master Data Analysis
BW_QRY_MPR_FC003_0006	FC-During month - Detail
BW_QRY_MPR_FC003_0007	FC-End month - P&L Impact
BW_QRY_MPR_FC003_0008	FC-End month - P&L Impact
BW_QRY_MPR_FC003_0009	FC-End month - Monthly P&L Impact
BW_QRY_MPR_FC003_9000	ONE SOLVAY-End month - Cost center analysis
QVSBS_BW_QRY_MPR_FC003_0003	FC-End month - P&L reconciliation COPA
QV_BW_QRY_MPR_FC003_0001	FC-WP1 Over/Under absorp.
QV_BW_QRY_MPR_FC003_0002	FC-Cost Center data for 1CP QS
QV_BW_QRY_MPR_FC003_0003	FC-Fixed Costs data for 1CP

Role menu queries



ZR\_RCS\_CA\_M53  
BW\_QRY\_MPR\_FC003\_0003

For below QV queries Conso View 2 & Conso View 3 for Scope ECO & SCO was not added earlier, the same was added and now report can be executed for conso view 2 & 3 along with conso view1, following changes have been applied.

**Report QV BW QRY MPR FC003 0001 changes**

Key figure used in the report as below

1. Total Cost (debit)
2. Over/Under absorbed (CC settle. to VVD45)

**Sheet Definition: QV\_BW\_QRY\_MPR\_FC003\_0001 - by Cost center for 1CP QS**

**Columns**

- Key Figures
  - Total Costs (debit)
    - Total Costs (debit) bef. Exceot. aggr.
      - [0AMOUNT] WP1 Actual Debit Postings
    - Over/Under absorbed (CC settl. to VVD45)
      - [0AMOUNT] Over/Under absorbed (CC settl. to VVD45)

Key figure formula with conso view 1 & 0

Description: Total Costs (debit) bef. Exceot. aggr.

**Formula Collision**  
Formula Collision Resolution: (default value)

**Display**

Hide: Hide (Can Be Shown)

Highlight: Normal Display

Number of Decimal Places: 0

Scaling Factor: 1

Change Sign: Keep +/- Sign

Node Status: Expanded

**Formula**

Formula: "[V\_CONSOV\_0001] Conso. view -> 0=No/2=ECO/3=SCO" == 0 \* "[0AMOUNT] WP1 Actual Debit Postings" + "[V\_CONSOV\_0001] Conso. view -> 0=No/2=ECO/3=SCO" == 1 \* ("[0AMOUNT] WP1 Actual Debit Postings" \* "[VF\_K\_INTRAT\_0002] PRS Company Integration Rate (Nav.)" / 100)

Description: Over/Under absorded (CC settl. to VVD45)

Formula Collision Resolution: (default value)

Display

Hide: Always Show

Highlight: Normal Display

Number of Decimal Places: 0

Scaling Factor: 1

Change Sign: Keep +/- Sign

Node Status: Expanded

Formula

Formula: "[V\_CONSOV\_0001] Conso. view -> 0=No/2=ECO/3=SCO" == 0 \* "[AMOUNT] Over/Under absorded (CC settl. to VVD45)" + "[V\_CONSOV\_0001] Conso. view -> 0=No/2=ECO/3=SCO" == 1 \* ("([AMOUNT] Over/Under absorded (CC settl. to VVD45)" \* "[V\_F\_K\_INTRAT\_0002] PRS Company Integration Rate (Nav.)" / 100)

The conso view 2 & 3 is added in the existing formula

Description: Total Costs (debit) bef. Except. aggr.

Formula Collision Resolution: (default value)

Display

Hide: Hide (Can Be Shown)

Highlight: Normal Display

Number of Decimal Places: 0

Scaling Factor: 1

Change Sign: Keep +/- Sign

Node Status: Expanded

Formula

Formula: "[AMOUNT] WP1 Actual Debit Postings" \* ("([V\_CONSOV\_0001] Conso. view -> 0=No/2=ECO/3=SCO" == 0 + "[V\_CONSOV\_0001] Conso. view -> 0=No/2=ECO/3=SCO" == 1 \* "[V\_K\_INTRAT\_0002] PRS Comp. Integration rate" + "[V\_CONSOV\_0001] Conso. view -> 0=No/2=ECO/3=SCO" == 2 \* "[V\_F\_C\_COMPPRS\_K\_INTRA02\_0001] Eco PRS Comp. Integration rate" + "[V\_CONSOV\_0001] Conso. view -> 0=No/2=ECO/3=SCO" == 3 \* "[V\_F\_C\_COMPPRS\_K\_INTRA03\_0001] Sco PRS Comp. Integration rate") / 100

Description: Over/Under absorded (CC settl. to VVD45)

Formula Collision Resolution: (default value)

Display

Hide: Always Show

Highlight: Normal Display

Number of Decimal Places: 0

Scaling Factor: 1

Change Sign: Keep +/- Sign

Node Status: Expanded

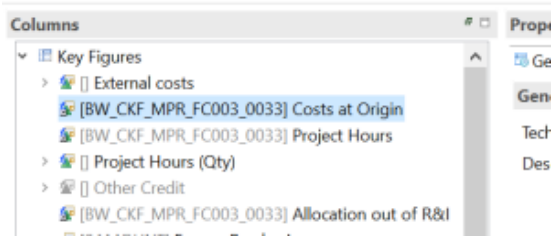
Formula

Formula: "[AMOUNT] Over/Under absorded (CC settl. to VVD45)" \* ("([V\_CONSOV\_0001] Conso. view -> 0=No/2=ECO/3=SCO" == 0 + "[V\_CONSOV\_0001] Conso. view -> 0=No/2=ECO/3=SCO" == 1 \* "[V\_K\_INTRAT\_0002] PRS Comp. Integration rate" + "[V\_CONSOV\_0001] Conso. view -> 0=No/2=ECO/3=SCO" == 2 \* "[V\_F\_C\_COMPPRS\_K\_INTRA02\_0001] Eco PRS Comp. Integration rate" + "[V\_CONSOV\_0001] Conso. view -> 0=No/2=ECO/3=SCO" == 3 \* "[V\_F\_C\_COMPPRS\_K\_INTRA03\_0001] Sco PRS Comp. Integration rate") / 100

### Report QV BW QRY MPR FC003 0002 changes

Basically the calculated key figure BW\_CKF\_MPR\_FC003\_0033 is used to calculated conso view for below 5 key figures.

**Sheet Definition: QV\_BW\_QRY\_MPR\_FC003\_0002 - Query)**



Calculated key figure for conso view 1 & 0



**Formula: BW\_CKF\_MPR\_FC003\_0033 - Amount Var. View**

**Formula**

Formula:

```
'0AMOUNT' * (["[V_CONSOV_0001] Conso. view -> 0=No/2=ECO/3=SCO" == 0 +
"[V_CONSOV_0001] Conso. view -> 0=No/2=ECO/3=SCO" == 1 *
"[V_K_INTRAT_0002] PRS Comp. Integration rate" / 100)
```

Conso view 2 & 3 is added in the calculated key figure along with conso view 1 & 0



**Formula: BW\_CKF\_MPR\_FC003\_0033 - Amount Var. View**

**Formula**

Formula:

```
'0AMOUNT' * (["[V_CONSOV_0001] Conso. view -> 0=No/2=ECO/3=SCO" == 0 +
"[V_CONSOV_0001] Conso. view -> 0=No/2=ECO/3=SCO" == 1 *
"[V_K_INTRAT_0002] PRS Comp. Integration rate" +
"[V_CONSOV_0001] Conso. view -> 0=No/2=ECO/3=SCO" == 2 *
"[VF_C_COMPPRS_K_INTRA02_0001] Eco PRS Comp. Integration rate" +
"[V_CONSOV_0001] Conso. view -> 0=No/2=ECO/3=SCO" == 3 *
"[VF_C_COMPPRS_K_INTRA03_0001] Sco PRS Comp. Integration rate") / 100)
```

There are 3 queries in the application

**Queries built on Cost center accounting**

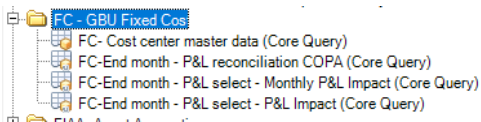
- FC-End month - P&L reconciliation COPA (Core Query). It is the core query which is detailing fixed costs by Cost center and the allocation to COPA (and also the COPA GBU/COPA BFC account ...)
- FC-End month - P&L reconciliation PF1 (Core Query) is PF1 model oriented (until 2017). It should not be used after 2018.

**Query built on P&L model (with P&L authorizations)**

- P&L - Fixed Cost analysis: it gives the list of cost centers assessed to each BFC heading

GBU Fixed Cost workbooks

A workbook is created based on each query. Role menu workbook:



ZR\_RCS\_CA\_M53  
 BW\_WBK\_FC\_0003  
 BW\_WBK\_FC\_0001  
 BW\_WBK\_FC\_0007  
 BW\_WBK\_FC\_0006  
 ZR\_RCS\_CA\_M53

- BW\_WBK\_FC\_0001 BW\_QRY\_MPR\_FC003\_0003
- BW\_WBK\_FC\_0003 BW\_QRY\_C\_COSTCTR\_001
- BW\_WBK\_FC\_0006 BW\_QRY\_MPR\_FC003\_0008
- BW\_WBK\_FC\_0007 BW\_QRY\_MPR\_FC003\_0009

Selection screen Workbook (BW\_WBK\_FC\_0001)- FC-End month - P&L reconciliation COPA (Core Query)

Spécifier valeur pour invites

* Fiscal Year/Period (Selection Option)	=		
* BFC GBU - Resp Cost center (Mandatory, Auth)			
BFC Geo/Zone (Selection Opt, Optional)	=		
Company code (Selection Option, Optional)	=		
Fixed Group 1 (Optional, default Value)	!=	ZRCS-ABCNP	exclusion by default fixed costs cost element group
	!=	ZRCS-ABAMO	
	!=	ZRCS-ASDIS	
	!=	ZRCS-9999	
	!=		
Function (Optional, default values)	!=	ECP	Exclusions by default Non Fixzd costs cost center group.
	!=	EACAR	
	!=	EPSRO	
	!=	ECPVSE	
	!=	EDISC	
	!=	ESERV	
	!=		
Responsible Cost center	=		
Resp. Plant (Selection Option, Optional)	=		
User Responsible	=		
Source System (Several Single Value, Optional)			
* Exchange rate type		C	
Target Curr. for conversion (Single value, Optional)			
Version	=	000	
	=		
Variable Cost (excluded by default)	!=	X	
	=		

[BW\\_QRY\\_MPR\\_FC003\\_0003 documentation](#)

[BW\\_QRY\\_MPR\\_FC003\\_0008 documentation](#)

[BW\\_QRY\\_MPR\\_FC003\\_0009 documentation](#)

## Data Loading

### Info Providers and objects loaded

CUB\_FC003 - Fixed costs Analysis PIM not loaded

CUB\_FC002 - Fixed costs Analysis Acetow loaded but with 0 records.

CUB\_FB001 - Fixed costs Budgets not loaded since 2019.

Main Process Chain	Final Provider Loading	Frequency	Time start	Duration
PC FC CYTEC - CBS Function Cost - PC_FC_CYTEC_003	CUB_FC007	Daily 5 times per days	11 am / 1 pm / 3 pm / 4 pm / 5 pm	2 mins

CO_OM_OPA / WBS - delta extraction for non RCS systems - RSP_COOM_OTHER	CUB_FC002 CUB_FC005	Daily	2:35 am	10 mins
CO_OM_CCA Delta Extraction for non RCS systems - RSV_COOM_CCA_OTHER	CUB_FC004	Daily	2 am	45 mins
CO_OM_OPA / WBS - delta extraction - RSP_COOM	CUB_FC006	Daily	1:15 am	30 mins
COPA: PL-TD-D 2 - PC_COPA_PL_03	CRCOPA29 CRCOPA01	Daily	1:15 am	5 mins
COPA: PL-TD-D Solvay Business To Reporting layer - PC_COPA_PL_32	CRCOPA22	Daily	1:15 am	2 mins

## Data Quality Control

Data come from SAP system. To compare data between BW and sources systems, check propagation layers.

## Operational Documentation

### Procedures

<Describe the recurring procedures needed to operate the application (eg. start/pause/terminate/restart the app processes, data preparation, data ingestion, ETL, data visualization, data export, other manual activities)>

### Scheduling

<Describe the scheduling in place for the application (eg. existing jobs, trigger time/event based, dependencies)>

### Monitoring

<Describe the monitoring checks to confirm the application is performing well (eg. check the overall status, check performance metrics like runtime /data volume/memory/disk/CPU, maintain and react to alerts/notifications)>

### Error Handling

<Describe how to handle errors (eg. error codes, description and respective resolution, alert users)>

### Known Bugs

<List the existing bugs, its criticality, workarounds and resolution plan.>

### Roadmap

<List past & future evolutions for the application (including links to MED/FSD/TSD)>