

BW RTR - Icare Query

i The objective of this documentation is not to allow to recreate from scratch the object but **to explain everything that is not obvious** by looking directly at the query/workbook or **emphases on things that are important** for the report to work.

Remove the sections that are not relevant.

Description	<i>BW ICARE Query</i>
Technical Name	BW_QRY_MVCOPA01_0016
Application	<i>FMCO_COPA - Profitability Analysis</i>
Info-provider	<i>MVCOPA01</i>
Usage type	
Expected users	<i>GBU Special Polymer - Interface Sales Forces</i>

- [Workbook/Query General Description](#)
- [General parameters](#)
 - [Global properties](#)
 - [Variables](#)
 - [Definitions](#)
 - [Variable Sequence](#)
- [Filters](#)
- [Key figures](#)
- [Characteristics](#)

Workbook/Query General Description

General parameters

Global properties

Tab	Screenshot	Comment
Display		

Rows/Columns	<p>BW ICARE Query (Query)</p> <p> </p> <p>General Variable Sequence Display Rows/Columns Value Display Planning Extended</p> <p>Result Position</p> <p>Rows</p> <p><input type="radio"/> Above</p> <p><input checked="" type="radio"/> Below</p> <p>Columns</p> <p><input type="radio"/> Left</p> <p><input checked="" type="radio"/> Right</p> <p>Suppress Zeros</p> <p><input type="radio"/> Do Not Suppress</p> <p><input checked="" type="radio"/> Active</p> <p><input type="radio"/> Active (All Values = 0)</p> <p>Effect on</p> <p><input checked="" type="radio"/> Rows</p> <p><input type="radio"/> Columns</p> <p><input type="radio"/> Rows and Columns</p> <table border="1" data-bbox="976 474 1247 606"> <tr><td>10</td><td>10</td><td>0</td><td>20</td></tr> <tr><td>10</td><td>-10</td><td>0</td><td>0</td></tr> <tr><td>0</td><td>0</td><td>0</td><td>0</td></tr> <tr><td>20</td><td>0</td><td>0</td><td>20</td></tr> </table>	10	10	0	20	10	-10	0	0	0	0	0	0	20	0	0	20
10	10	0	20														
10	-10	0	0														
0	0	0	0														
20	0	0	20														
Value Display	<p>Properties</p> <p>BW ICARE Query (Query)</p> <p> </p> <p>General Variable Sequence Display Rows/Columns Value Display Planning Extended</p> <p>Display of +/- Signs</p> <p><input checked="" type="radio"/> Before the Number -123.45 <input type="radio"/> After the Number 123.45- <input type="radio"/> In Parentheses (123.45)</p> <p>Zero Value Display</p> <p>Display Zeros <input type="text" value="Zero with Currency/Unit"/> Show Zeros As... <input type="text"/></p>																
Planning	<p>Properties</p> <p>BW ICARE Query (Query)</p> <p> </p> <p>General Variable Sequence Display Rows/Columns Value Display Planning Extended</p> <p>This setting determines whether the query is started in display or change mode</p> <p>Startup View</p> <p><input type="checkbox"/> Start Query in Change Mode</p> <p>Calculation of Inverse Formulas</p> <p>Selecting the checkbox results in calculation of inverse formulas if an element in the formula group has been changed or fixed. Otherwise, the calculation is not performed until the value of input-ready formula has been changed or fixed.</p> <p>Calculation Mode</p> <p><input type="checkbox"/> Symmetrical Calculation Mode for Inverse Formulas</p>																

Extended

Properties

BW ICARE Query (Query)

General | Variable Sequence | Display | Rows/Columns | Value Display | Planning | Extended

Enterprise ID

AKL1L2RFQC0WL3YUA9QKCKXB

Release for External Access

Allow External Access to this Query

By OLE DB for OLAP

Lightweight consumption

By Easy Query

Request Status

Every InfoProvider in MultiProvider according to its setting

Use InfoProvider Settings

Near-Line Storage

Use Near-Line Storage According to Provider Setting

Use InfoProvider Settings











Variables

Definitions

Variable Name	Info-object	Selection Type	Required	Description/Explanation
V_C_COMPCDE_C_MNGAREA_0003	C_COMPCDE	Select option	No	authorization
V_COMPPRS_0006	C_COMPPRS	Select option	No	authorization
V_CPFCTR1_2_0007	CPFCTR1_2	Select option	No	authorization
0I_CMNTH	0CALMONTH	interval	yes	
V_CPFCTR2_2_0004	CPFCTR2_2	Select option	No	
V_C_COMPCDE_C_AUTHMA_002	C_AUTHMA	Select option	No	Authorization

Variable Sequence

Variables

-  [V_C_COMPCDE_C_AUTHMA_002] Auth Scope on Company Code (Auth with input)
-  [V_CONSOV_0001] Conso. view? (1=Yes/0=No)
-  [0I_CMNTH] Calendar year/month
-  [V_CPFCTR1_2_0007] BFC GBU (Selection Option, Optional)
-  [V_CPFCTR2_2_0004] BFC Group of Activities (Select Options, Optional)
-  [V_C_COMPCDE_C_MNGAREA_0003] PRS Comp. Mgt zone (Selection option)
-  [V_COMPPRS_0006] PRS Company code (Selection option, Optional)
-  [V_C_COMPCDE_0001] Company code (Selection option)
-  [V_OCURRENCY_0003] Target Currency
-  [V_ORTYPE] Exchange rate type

Extended

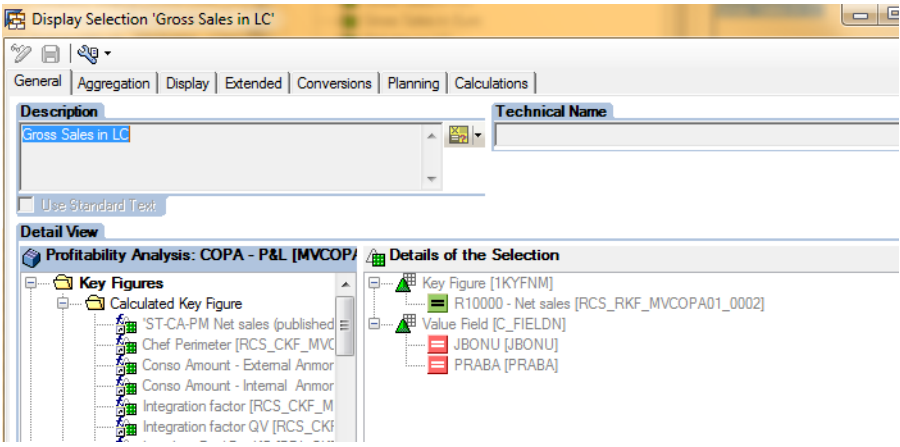
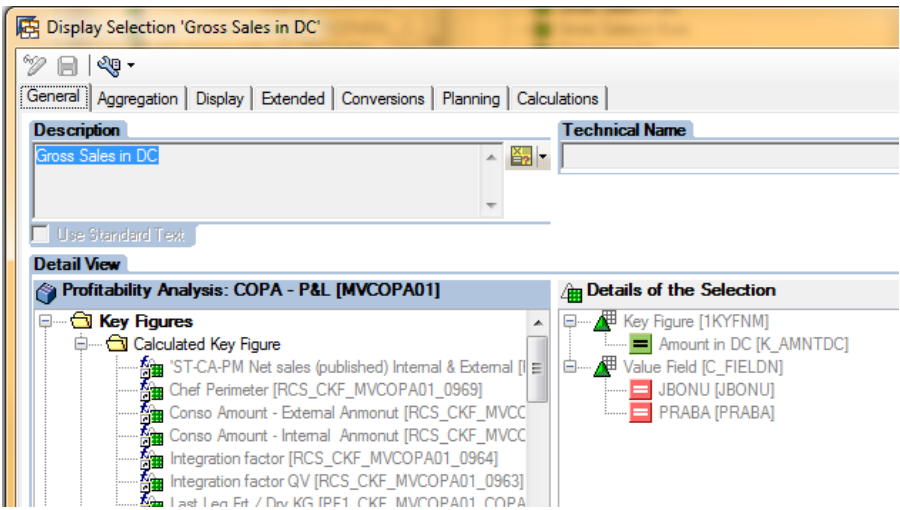
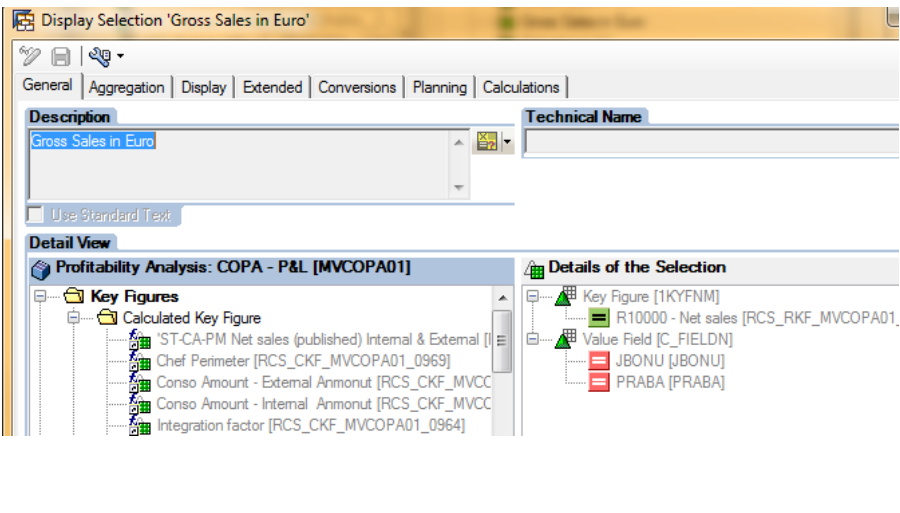
Filters

Object	Filter Value	Explanation
--------	--------------	-------------

OINFOPROV		
C_VERSN2	0	real

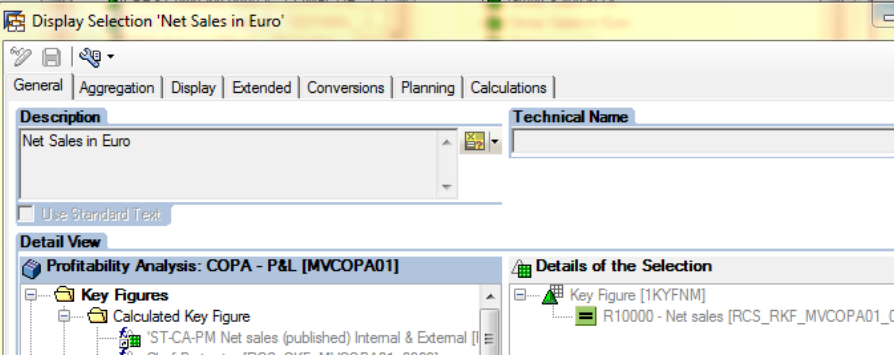
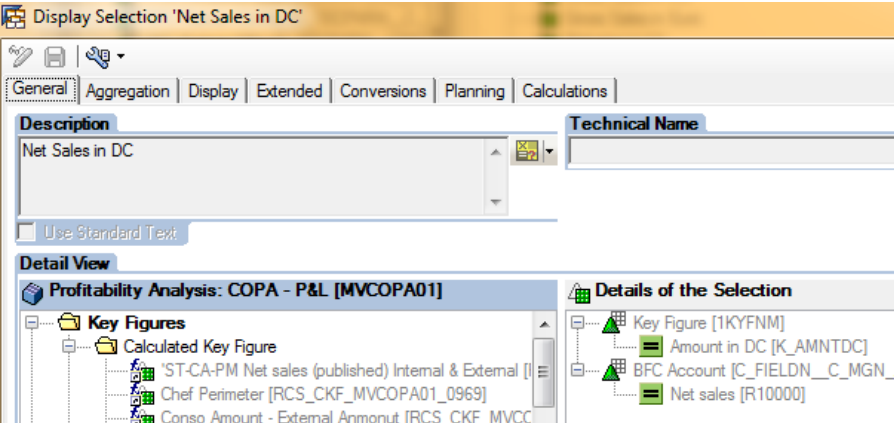
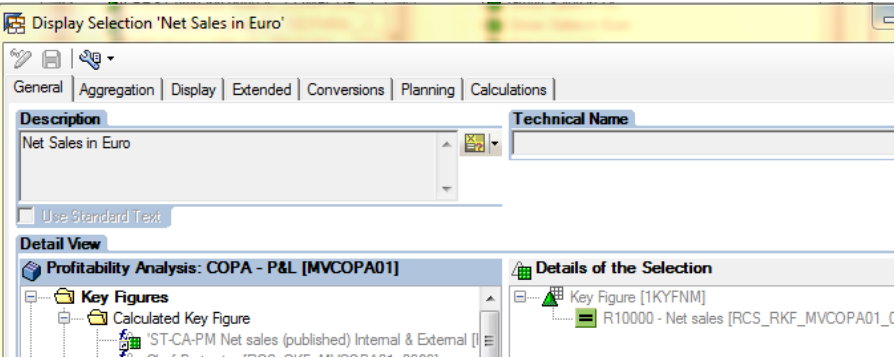
Key figures

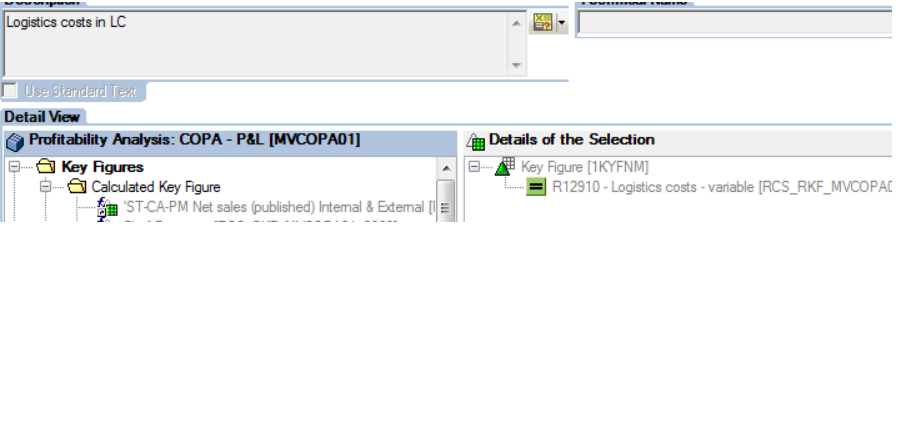
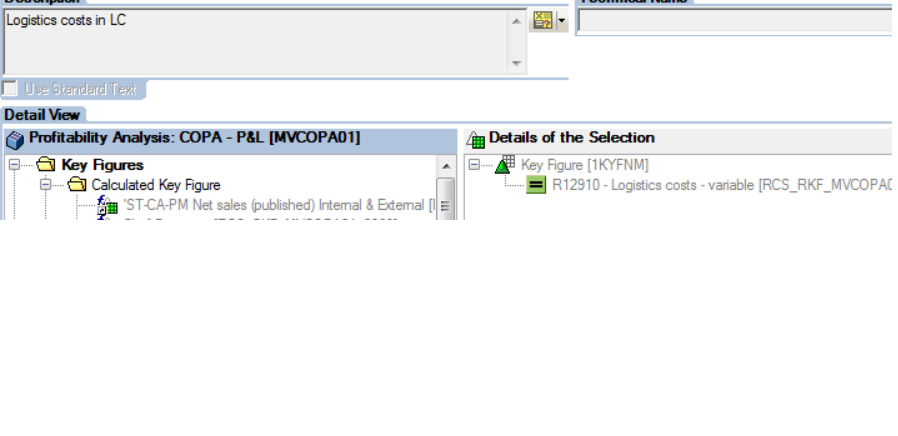
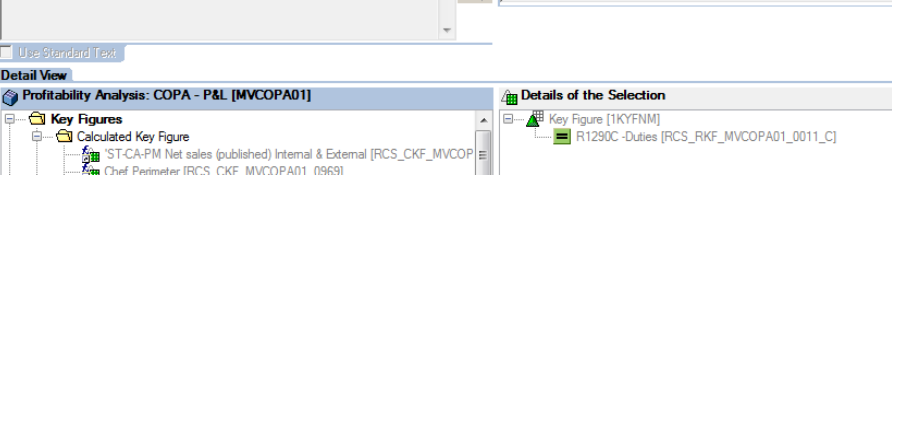
Code	Description	Type	Restricted /Calculated	Rule
RCS_C KF_MV COPA0 1_0992	N8110 - Qty Sold		CKF	
RCS_C KF_MV COPA0 1_0992	N8110 - Qty Sold in RU		CKF	

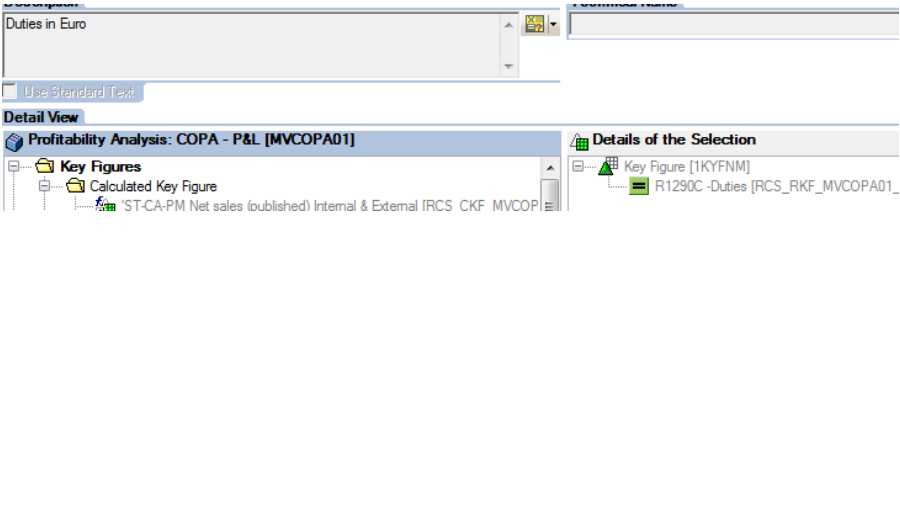
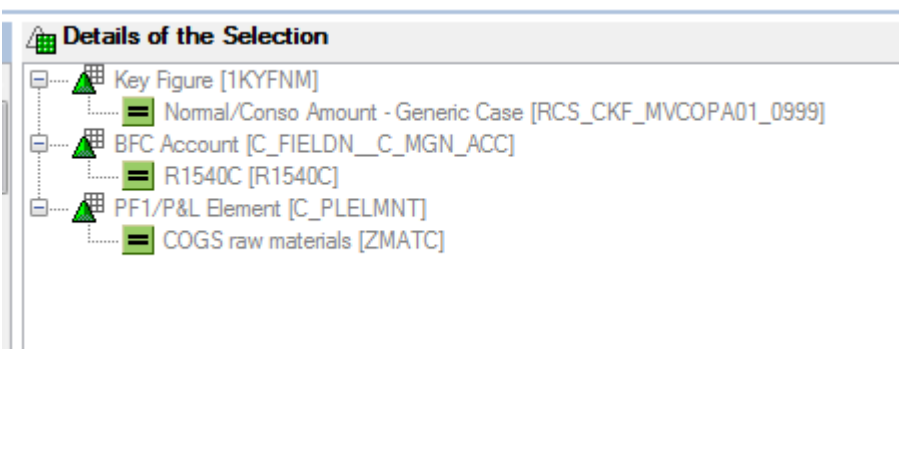
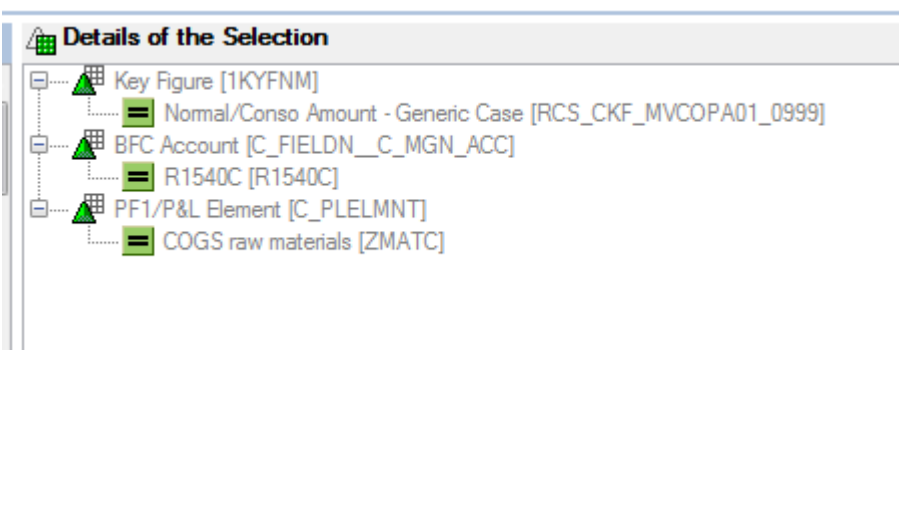
<p>Gross Sales in LC</p>	<p>RKF</p>	
<p>Gross Sales in DC</p>	<p>RKF</p>	
<p>Gross Sales in Euro</p>	<p>RKF</p>	

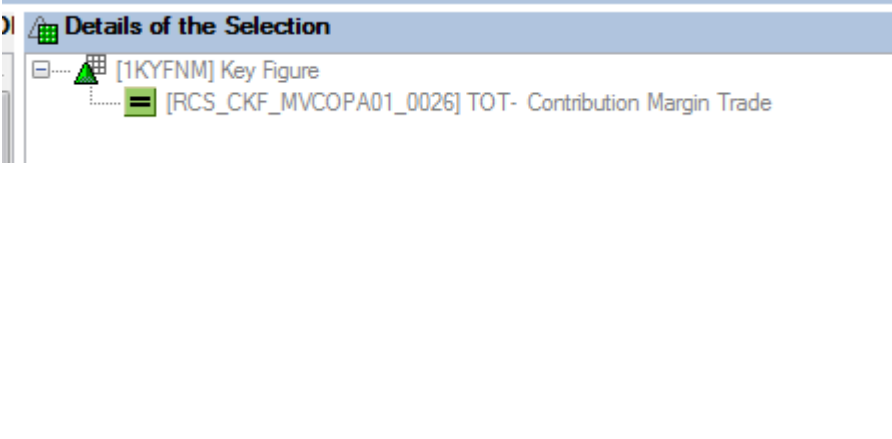
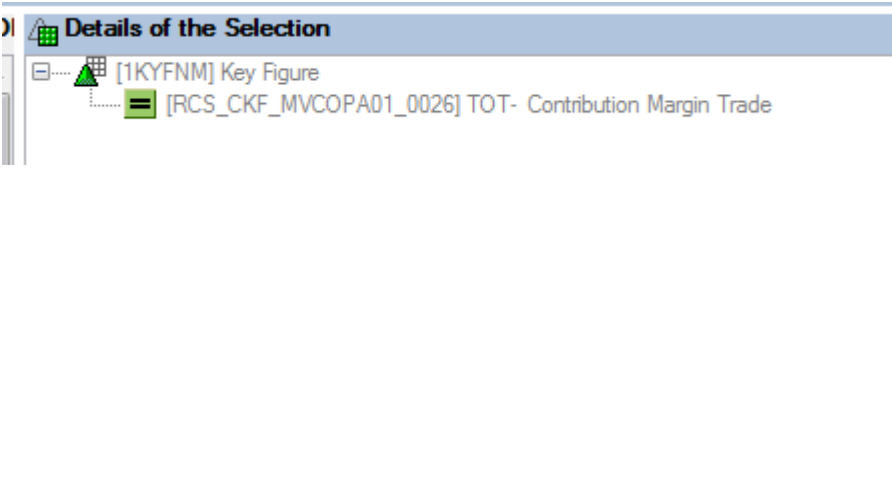
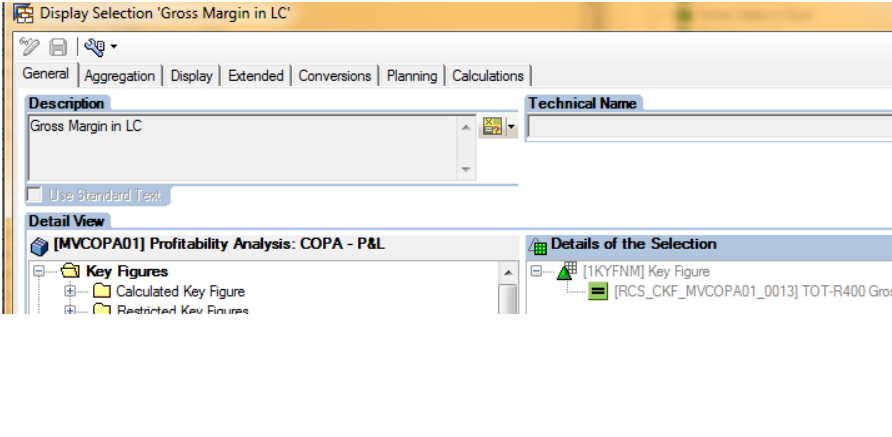
Rebates in LC		RKF	<p>The screenshot shows the configuration for 'Rebates in LC' in the Profitability Analysis: COPA - P&L [MVCOPA01] view. The 'Description' field contains 'Rebates in LC'. The 'Technical Name' field is empty. The 'Detail View' shows a tree structure under 'Key Figures' with 'Calculated Key Figure' expanded, listing various components like 'ST-CA-PM Net sales (published) Internal & External', 'Chef Perimeter', and 'Conso Amount'. The 'Details of the Selection' pane shows a tree with 'Key Figure [1KYFNM]', 'R10000 - Net sales [RCS_RKF_MVCOPA01_00]', 'Value Field [C_FIELDN]', and 'JBONU [JBONU]'.</p>
Rebates in DC		RKF	<p>The screenshot shows the configuration for 'Rebates in DC' in the Profitability Analysis: COPA - P&L [MVCOPA01] view. The 'Description' field contains 'Rebates in DC'. The 'Technical Name' field is empty. The 'Detail View' shows a tree structure under 'Key Figures' with 'Calculated Key Figure' expanded, listing various components like 'ST-CA-PM Net sales (published) Internal & External', 'Chef Perimeter', and 'Conso Amount'. The 'Details of the Selection' pane shows a tree with 'Key Figure [1KYFNM]', 'Amount in DC [K_AMNTDC]', 'Value Field [C_FIELDN]', 'JBONU [JBONU]', 'BFC Account [C_FIELDN_C_MGN_ACC]', and 'Net sales [R10000]'.</p>
Rebates in Euro		RKF	<p>The screenshot shows the configuration for 'Rebates in Euro' in the Profitability Analysis: COPA - P&L [MVCOPA01] view. The 'Description' field contains 'Rebates in LC'. The 'Technical Name' field is empty. The 'Detail View' shows a tree structure under 'Key Figures' with 'Calculated Key Figure' expanded, listing various components like 'ST-CA-PM Net sales (published) Internal & External', 'Chef Perimeter', and 'Conso Amount'. The 'Details of the Selection' pane shows a tree with 'Key Figure [1KYFNM]', 'R10000 - Net sales [RCS_RKF_MVCOPA01_00]', 'Value Field [C_FIELDN]', and 'JBONU [JBONU]'.</p>

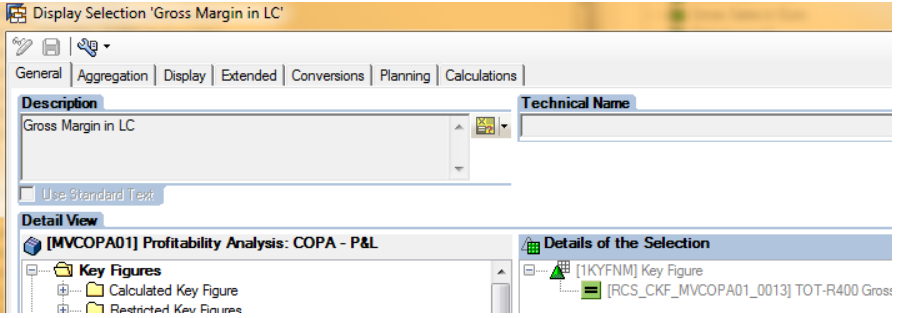
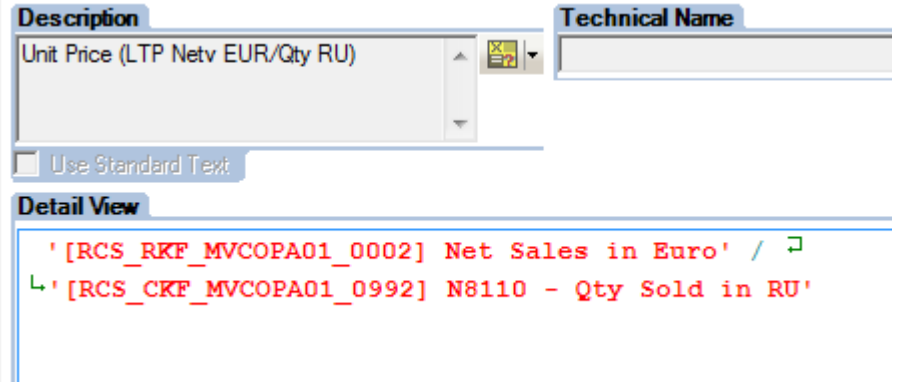
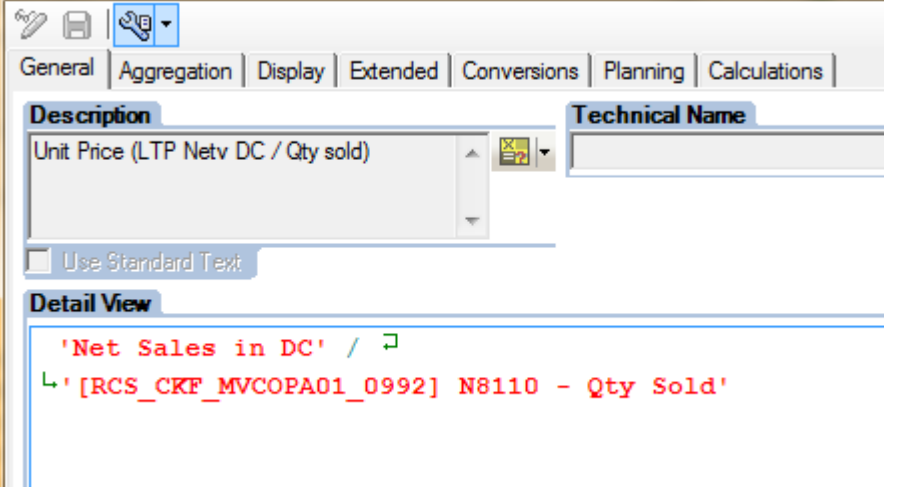
Discount in LC		RKF	<p>The screenshot shows the configuration for 'Discount in LC'. The 'Detail View' is active, displaying the 'Profitability Analysis: COPA - P&L [MVCOPA01]'. Under 'Key Figures', a 'Calculated Key Figure' is defined with the following components: 'ST-CA-PM Net sales (published) Internal & External', 'Chef Perimeter [RCS_CKF_MVCOPA01_0969]', and 'Conso Amount - External Anmonut [RCS_CKF_MVCC]'. The 'Details of the Selection' pane shows the following configuration: Key Figure [1KYFNM], Value Field [C_FIELDN], and PRABA [PRABA].</p>
Discount in DC		RKF	<p>The screenshot shows the configuration for 'Discount in DC'. The 'Detail View' is active, displaying the 'Profitability Analysis: COPA - P&L [MVCOPA01]'. Under 'Key Figures', a 'Calculated Key Figure' is defined with the following components: 'ST-CA-PM Net sales (published) Internal & External', 'Chef Perimeter [RCS_CKF_MVCOPA01_0969]', 'Conso Amount - External Anmonut [RCS_CKF_MVCC]', and 'Conso Amount - Internal Anmonut [RCS_CKF_MVCC]'. The 'Details of the Selection' pane shows the following configuration: Key Figure [1KYFNM], Value Field [C_FIELDN], PRABA [PRABA], and BFC Account [C_FIELDN_C_MGN_AC].</p>
Discount in Euro		RKF	<p>The screenshot shows the configuration for 'Discount in Euro'. The 'Detail View' is active, displaying the 'Profitability Analysis: COPA - P&L [MVCOPA01]'. Under 'Key Figures', a 'Calculated Key Figure' is defined with the following components: 'ST-CA-PM Net sales (published) Internal & External', 'Chef Perimeter [RCS_CKF_MVCOPA01_0969]', and 'Conso Amount - External Anmonut [RCS_CKF_MVCC]'. The 'Details of the Selection' pane shows the following configuration: Key Figure [1KYFNM], Value Field [C_FIELDN], and PRABA [PRABA].</p>

Net sales in LC		RKF	 <p>Display Selection 'Net Sales in Euro'</p> <p>General Aggregation Display Extended Conversions Planning Calculations</p> <p>Description Net Sales in Euro</p> <p>Technical Name</p> <p><input type="checkbox"/> Use Standard Text</p> <p>Detail View Profitability Analysis: COPA - P&L [MVCOPA01]</p> <ul style="list-style-type: none"> Key Figures <ul style="list-style-type: none"> Calculated Key Figure <ul style="list-style-type: none"> 'ST-CA-PM Net sales (published) Internal & External [] <p>Details of the Selection</p> <ul style="list-style-type: none"> Key Figure [1KYFNM] <ul style="list-style-type: none"> R10000 - Net sales [RCS_RKF_MVCOPA01_C]
Net Sales in DC		RKF	 <p>Display Selection 'Net Sales in DC'</p> <p>General Aggregation Display Extended Conversions Planning Calculations</p> <p>Description Net Sales in DC</p> <p>Technical Name</p> <p><input type="checkbox"/> Use Standard Text</p> <p>Detail View Profitability Analysis: COPA - P&L [MVCOPA01]</p> <ul style="list-style-type: none"> Key Figures <ul style="list-style-type: none"> Calculated Key Figure <ul style="list-style-type: none"> 'ST-CA-PM Net sales (published) Internal & External [] Chef Perimeter [RCS_CKF_MVCOPA01_0969] Conso Amount - External Annonut [RCS_CKF_MVCC] <p>Details of the Selection</p> <ul style="list-style-type: none"> Key Figure [1KYFNM] <ul style="list-style-type: none"> Amount in DC [K_AMNTDC] BFC Account [C_FIELDN_C_MGN_] Net sales [R10000]
Net Sales in Euro		RKF	 <p>Display Selection 'Net Sales in Euro'</p> <p>General Aggregation Display Extended Conversions Planning Calculations</p> <p>Description Net Sales in Euro</p> <p>Technical Name</p> <p><input type="checkbox"/> Use Standard Text</p> <p>Detail View Profitability Analysis: COPA - P&L [MVCOPA01]</p> <ul style="list-style-type: none"> Key Figures <ul style="list-style-type: none"> Calculated Key Figure <ul style="list-style-type: none"> 'ST-CA-PM Net sales (published) Internal & External [] <p>Details of the Selection</p> <ul style="list-style-type: none"> Key Figure [1KYFNM] <ul style="list-style-type: none"> R10000 - Net sales [RCS_RKF_MVCOPA01_C]

Logistics costs in LC	RKF	 <p>The screenshot shows the SAP Profitability Analysis (COPA) interface. At the top, there is a search bar containing 'Logistics costs in LC'. Below it, a 'Use Standard Text' button is visible. The main area is divided into two panes: 'Detail View' on the left and 'Details of the Selection' on the right. The 'Detail View' pane shows a tree structure under 'Profitability Analysis: COPA - P&L [MVCOPA01]' with 'Key Figures' expanded to show 'Calculated Key Figure' and 'ST-CA-PM Net sales (published) Internal & External'. The 'Details of the Selection' pane shows a tree structure with 'Key Figure [1KYFNM]' expanded to show 'R12910 - Logistics costs - variable [RCS_RKF_MVCOPA01_0011_C]'.</p>
Logistics costs in Euro	RKF	 <p>The screenshot shows the SAP Profitability Analysis (COPA) interface. At the top, there is a search bar containing 'Logistics costs in Euro'. Below it, a 'Use Standard Text' button is visible. The main area is divided into two panes: 'Detail View' on the left and 'Details of the Selection' on the right. The 'Detail View' pane shows a tree structure under 'Profitability Analysis: COPA - P&L [MVCOPA01]' with 'Key Figures' expanded to show 'Calculated Key Figure' and 'ST-CA-PM Net sales (published) Internal & External'. The 'Details of the Selection' pane shows a tree structure with 'Key Figure [1KYFNM]' expanded to show 'R12910 - Logistics costs - variable [RCS_RKF_MVCOPA01_0011_C]'.</p>
Duties in LC	RKF	 <p>The screenshot shows the SAP Profitability Analysis (COPA) interface. At the top, there is a search bar containing 'Duties in LC'. Below it, a 'Use Standard Text' button is visible. The main area is divided into two panes: 'Detail View' on the left and 'Details of the Selection' on the right. The 'Detail View' pane shows a tree structure under 'Profitability Analysis: COPA - P&L [MVCOPA01]' with 'Key Figures' expanded to show 'Calculated Key Figure', 'ST-CA-PM Net sales (published) Internal & External [RCS_CKF_MVCOPA01_09691]', and 'Chief Perimeter IRCS_CKF_MVCOPA01_09691'. The 'Details of the Selection' pane shows a tree structure with 'Key Figure [1KYFNM]' expanded to show 'R1290C - Duties [RCS_RKF_MVCOPA01_0011_C]'.</p>

Duties in Euro		RKF	 <p>The screenshot shows the SAP Profitability Analysis (COPA) interface. The main window displays 'Duties in Euro' and 'Profitability Analysis: COPA - P&L [MVCOPA01]'. Under 'Key Figures', a 'Calculated Key Figure' is shown, which is linked to 'ST-CA-PM Net sales (published) Internal & External IRCS CKF MVCOPA01'. The 'Details of the Selection' pane shows a 'Key Figure [1KYFNM]' linked to 'R1290C -Duties [RCS_RKF_MVCOPA01_']'.</p>
Raw material costs in LC		RKF	 <p>The screenshot shows the 'Details of the Selection' pane for raw material costs in LC. It displays a hierarchy of key figures: 'Key Figure [1KYFNM]' is linked to 'Normal/Conso Amount - Generic Case [RCS_CKF_MVCOPA01_0999]', which is linked to 'BFC Account [C_FIELDN_C_MGN_ACC]', which is linked to 'R1540C [R1540C]', which is linked to 'PF1/P&L Element [C_PLELMNT]', which is linked to 'COGS raw materials [ZMATC]'.</p>
Raw material costs in Euro		RKF	 <p>The screenshot shows the 'Details of the Selection' pane for raw material costs in Euro. It displays a hierarchy of key figures: 'Key Figure [1KYFNM]' is linked to 'Normal/Conso Amount - Generic Case [RCS_CKF_MVCOPA01_0999]', which is linked to 'BFC Account [C_FIELDN_C_MGN_ACC]', which is linked to 'R1540C [R1540C]', which is linked to 'PF1/P&L Element [C_PLELMNT]', which is linked to 'COGS raw materials [ZMATC]'.</p>

	Trade Contribution Margin in LC	RKF	 <p>The screenshot shows the 'Details of the Selection' dialog box. It contains a tree view with a folder icon and a green triangle icon. The folder is labeled '[1KYFNM] Key Figure'. Below it, there is a green square icon with an equals sign, followed by the text '[RCS_CKF_MVCOPA01_0026] TOT- Contribution Margin Trade'.</p>
	Trade Contribution Margin in Euro	RKF	 <p>The screenshot shows the 'Details of the Selection' dialog box. It contains a tree view with a folder icon and a green triangle icon. The folder is labeled '[1KYFNM] Key Figure'. Below it, there is a green square icon with an equals sign, followed by the text '[RCS_CKF_MVCOPA01_0026] TOT- Contribution Margin Trade'.</p>
	Gross Margin in LC	RKF	 <p>The screenshot shows the 'Display Selection' dialog box for 'Gross Margin in LC'. It has a title bar 'Display Selection 'Gross Margin in LC'' and a menu bar with 'General', 'Aggregation', 'Display', 'Extended', 'Conversions', 'Planning', and 'Calculations'. The 'Description' field contains 'Gross Margin in LC'. The 'Technical Name' field is empty. Below the description, there is a 'Use Standard Text' checkbox. The 'Detail View' section shows a tree view for '[MVCOPA01] Profitability Analysis: COPA - P&L' with a folder icon and a green triangle icon. The folder is labeled 'Key Figures'. Below it, there are two sub-folders: 'Calculated Key Figure' and 'Restricted Key Figures'. The 'Details of the Selection' dialog is also visible in the background, showing a tree view with a folder icon and a green triangle icon. The folder is labeled '[1KYFNM] Key Figure'. Below it, there is a green square icon with an equals sign, followed by the text '[RCS_CKF_MVCOPA01_0013] TOT-R400 Gross'.</p>

Gross Margin in Euro	RKF		 <p>Display Selection 'Gross Margin in LC'</p> <p>General Aggregation Display Extended Conversions Planning Calculations</p> <p>Description Gross Margin in LC</p> <p>Technical Name</p> <p><input type="checkbox"/> Use Standard Text</p> <p>Detail View [MVCOPA01] Profitability Analysis: COPA - P&L</p> <p>Key Figures <ul style="list-style-type: none"> Calculated Key Figure Restricted Key Figures </p> <p>Details of the Selection <ul style="list-style-type: none"> [1KYFNM] Key Figure <ul style="list-style-type: none"> [RCS_CKF_MVCOPA01_0013] TOT-R400 Gross </p>
Unit Price (LTP Netv EUR/Qty RU)	CKF		 <p>Description Unit Price (LTP Netv EUR/Qty RU)</p> <p>Technical Name</p> <p><input type="checkbox"/> Use Standard Text</p> <p>Detail View</p> <p>' [RCS_RKF_MVCOPA01_0002] Net Sales in Euro' / ↗</p> <p>↳ ' [RCS_CKF_MVCOPA01_0992] N8110 - Qty Sold in RU'</p>
Unit Price (LTP Netv DC / Qty sold)	CKF		 <p>General Aggregation Display Extended Conversions Planning Calculations</p> <p>Description Unit Price (LTP Netv DC / Qty sold)</p> <p>Technical Name</p> <p><input type="checkbox"/> Use Standard Text</p> <p>Detail View</p> <p>'Net Sales in DC' / ↗</p> <p>↳ ' [RCS_CKF_MVCOPA01_0992] N8110 - Qty Sold'</p>

Characteristics

IN ROW













































Rows

- [0CALMONTH] Calendar Year/Month
- [0BUS_AREA] Business area
- [C_COMPCDE] Company code
- [C_MATNR2] Material
- [C_MATNR2_C_MAT_GRP] Material Group_P
- [C_MATNR2_C_PRDHIER] Material Prod.hierarchy_P
- [0PROFIT_CTR_0MATL_GRP_1] Industrial Origin
- [C_ZZWW41] Origin Plant
- [C_SOLDID] Sold-to party
- [C_SHIPID] Ship-to party
- [C_PCOMPAN] Trading Partner
- [C_PMNTRM2] Payment Term_P
- [C_CUST_UC] Final Consignee_P

Free Characteristics

Free Characteristics

- [C_MATGR1] Batch Origin_P
- [C_TECMAT_C_MAGNITU] BFC Activity 1
- [C_COMPCDE_C_ZONE] BFC Geography Zone
- [C_TECMAT_CPFCTR2_2] BFC Group of activities
- [C_COMPCDE_C_COMPPRS] PRS Company code
- [C_TECPARA_C_PACTIV] BFC Partner Activity
- [C_TECPARA_CPFCTR1_2] BFC Partner GBU
- [C_TECPARA_CPFCTR2_2] BFC Partner Group Act
- [0CALYEAR] Calendar Year
- [C_CUSTCOM] Customer w/ Company
- [C_MATNR2_C_PROD] Commercial Product_W
- [0CO_AREA] Controlling area
- [C_SHIPID_0COUNTRY] Country of destination
- [C_COSTCTR] Cost Center
- [0CURRENCY] Currency
- [C_DISTCHN] Distribution Channel
- [0MATL_GRP_5] End Use_P
- [0G_CWWE03] ERP Group of activities_W
- [0G_CWWE01_C_PFCTR1] ERP Global Business Unit_W
- [C_TGBRC2_C_ZONEH2] GBU zone (hier. 2)
- [C_TGBRC2_C_ZONEH1] GBU zone (hierarchy)
- [C_TGBRC2_C_KEYACC] GBR: Key Account (Ship To)_W
- [C_TGBRC1_C_GBR2] GBR: Market (Sold-To)_W
- [C_TGBRC1_C_GBR3] GBR: Segment (Sold-To)_W
- [C_TGBRC3_C_GBR6] GBR: Customer Group (Payer)_W
- [C_TGBRC2_C_GBR6] GBR: Customer Group (Ship-To)_W
- [C_TGBRC1_C_GBR6] GBR: Customer Group (Sold-To)_W
- [C_TGBRC3_C_GBR9] GBR: Customer Sub-Group (Payer)_W
- [C_TGBRC2_C_GBR9] GBR: Customer Sub-Group (Ship-To)_W
- [C_TGBRC1_C_GBR9] GBR: Customer Sub-Group (Sold-To)_W
- [0INFOPROV] Info Provider

-  [DINFOPROV] InfoProvider
-  [C_INTGBU1__C_INTGBUF] Intra GBU Flag
-  [OMATL_GRP_5__OMATL_GRP_4] Market Segment_P
-  [C_MATNR2__C_DIVISN] Material Division
-  [C_MATPNT2__C_PRPLANT] Production plant in Material_W
-  [C_COMPCDE__C_PMERBK] Merged into PRS Company
-  [OG_CWWE10] Movement type_W
-  [C_PLELMN2] P&L Element
-  [C_PAYER] Payer
-  [C_PAYER__OCOUNTRY] Payer country
-  [C_PLANT] Plant
-  [OPROFIT_CTR__OPROD_HIER] Product Hierarchy PIF_P
-  [OPROFIT_CTR] Profit Center
-  [C_COMPCDE__C_MNGAREA] BFC Gestion Area
-  [C_PCOMPAN__C_PCOMPRS] PRS Partner Company
-  [C_CUSTID__C_CUSTPRS] PRS Customer
-  [ODOC_CURRCY] Sales currency
-  [C_SAL_ORG] Sales Organization
-  [C_SHIPID__C_GRCUST] Ship-To Group
-  [C_CUSTID__C_GRCUST] Sold-To Group
-  [C_TECMAT__OG_CWWE01] Sub-activity_W
-  [OREC_TYPE] Transaction Type_W
-  [C_WBS_EL2] WBS Element
-  [OG_UVVA01] Unit Qty Invoiced
-  [C_GBR5] GBR: Customer end-use (Ship-to)
-  [C_TGBRC2__C_GBR2] GBR: Market (Ship-To)_W
-  [C_TGBRC2__C_GBR3] GBR: Segment (Ship-To)_W
-  [C_TGBRC2__C_GBR4] GBR: Corporate Enduser (Ship-To)_W
-  [C_INCOTRM] Incoterms_P
-  [C_CUSTSA2__C_SALEMP] Sales Employee (Ship-to)
-  [C_FIELDN__C_MGN_ACC] BFC Account
-  [C_CUSTSAL__C_SALEMP] Sales Employee (Sold-to)
-  [C_CUSTSA2__C_FLGDIST] Distributor flag Y/N (Ship-to)
-  [C_CUSTSAL__C_FLGDIST] Distributor flag Y/N (Sold-to)
-  [C_TECMAT__CPFCTR1_2] BFC Global Business Unit
-  [C_TGBRC2__C_GBR1] GBR: Application (Ship-to)
-  [C_TGBRC2__C_GBR19] GBR: GBU Material Group (Ship-to)
-  [C_TGBRC2__C_GBR20] GBR: GBU Material Sub-group (Ship-to)
-  [C_MATPNT2__C_ASSGRP] GBR Operational Asset group
-  [C_MATPNT2__C_ASSGRP] GBR Operational Asset Sub Group
-  [C_MATNR2__C_HIER4] Hierarchy 4_P
-  [C_TGBRC2__C_ENTSEG3] GBR: GBU Segment
-  [C_MATNR2__OPROD_HIER] Product hierarchy
-  [C_MATNR2__C_FMPRD] Product Family Code