Technical Documentation - COSTA

- Access Management
- DataFlow
  - Overview
    - General presentation
      - Objective of the application
      - Usage information
      - History
      - Composites providers
  - Technical Rules on Workbench
    - Where used list variables from master data global filter
    - Flat files loading - Transaction ZBW_CUST_COSTA
      - Adjustment perimeter
      - Corrective flow
      - Zero Based Budgeting
      - Resp. Cost Center Determination
      - Investment Reason WBS
      - Bridge Perimeter
      - Corrective Flow destination
      - Order Capex Opex
      - Percentage inflation
    - Cluster GBU
    - Group of function
    - Cost package derivation from:
      - Material Group
      - Segment
      - Cost Element:
    - Investment Reason for PM Order
    - Investment Reason for WBS
    - ANAPLAN/F2G SCOPE
    - Level 5 - Responsible Cost center
    - GBU Global
    - FI - Tab Sample COGS flow ECC WP1
    - Non ERP flow CYTEC CBS
    - Budget flow loading by flat file
    - IFRS16 FIAP lease Rhodia and Solvay
    - Corrective Flow
    - PCARD flow
    - Networks substitution by WBS
    - Default Responsible Cost Center
    - GBU Billing
    - Snapshots for Control Check
    - Anaplan Budget & BE Import
  - Reporting
  - Dependencies with other applications
- Data Loading
  - Info Providers and objects loaded
  - Destination manually loading
- Data Quality Control
- Operational Documentation
  - Procedures
  - Scheduling
  - Monitoring
  - Error Handling
  - Known Bugs
  - Roadmap

Access Management

Roles & Access

List of application role + menu role and explanation if we have several applications role with specials rules.

Role Code	Role Description	Explanation
ZR_RCS_CA_M731	CT - COSTA Transactions	Role to have access to transaction below : **ZBW_ADJ_PERIM_COSTA** **ZBW_BUD_COSTA** **ZBW_COR_COSTA** **ZBW_COSTA_SNAP** **ZBW_CUST_COSTA** **ZCOSTA_BRIDGE_FILE**
ZR_RCS_CA_M73	Cost Transprancy	Role menu queries / workbooks
ZP2_RCS_CT_A01	Cost Transparency - End User Role	End user role

Authorization Objects

List of authorization objects mandatory for the application.

Authorization object	Explanation
CPFCTR1_2	ZR_*_CA_P05
C_COMPPRS	ZR_*_CA_P07
C_AUTHMA	ZR_*_CA_P00

Link to the BW Catalog of role

https://drive.google.com/open?id=10GEfKYqrT1eeTO_uHYAheL1GX7L5y_pvH0KQU64qh5I

DataFlow

Overview

CPCOCT05 data flow

General presentation

Objective of the application

Teh objective of the application is to provide provide a **cost visibility solution ,** improving the **transparency** and including:

- External spend (excl. raw materials & energy) and all Labor

- Providing both an Origin and Destination view

Build a “ZBB-like” foundation (zero based budgeting)

Supported via a user-friendly and flexible tool to help on decision-making

The application is based on 3 tools

- BW : for mreging different source of data , enriching the model with Business rules , providing Destination view of the costs
- Qliksense : for the dashboard
- ANAPLAN : to build teh budget

COSTA model provide 2 views of the costs

- the Origin View
- the Destination view

ORIGIN VIEW

DESTINATION VIEW

Tool Leader : Gilles Madjarian + IT leader of the application:

Usage information

Critical period : Closing period and Dashboard relaoding

History

Composites providers

CPCOCT05 (uses calculation view CV_FMCO_CO_CT_UNION_COSTS_TRANSPARENCY_DEST).

Architecture & Data Flow Desciption for :

- Co$Ta At Origin : Overall Architecture and concepts
- Co$Ta At Origin : COOM (CCA, OPA, WBS) Technical specifications
- Co$Ta At Origin : COPA Technical specifications
- Co$Ta At Destination :
    - Architecture and concepts
    - Scheduling
    - Technical specifications

Technical Rules on Workbench

Where used list variables from master data global filter

Flat files loading - Transaction ZBW_CUST_COSTA

Adjustment perimeter

- Program: ZBW_COSTA_CORRECTIV
- Process Chain: PC_CT_CORRECTIVE_2_01
- InfoProvider: APCOCT20
- Flat file format:

Corrective flow

- Program: ZBW_CORR_FLOW
- Process Chain: PC_CT_CORREC_01
- Infoprovider: APCOCT07
- Flat file format:

Zero Based Budgeting

- Program: ZBW_COSTA_C_CTSBPKG_ZBB
- Process chain: PC_CT_TR_05
- Infoprovider: APCOCT13 CPCOCT06
- Query: BW_QRY_CPCOCT06_0003 + QV_BW_QRY_CPCOCT06_0003
- Flat file format:

Resp. Cost Center Determination

- Program: ZBW_COSTA_RCC
- Process chain: PC_CT_RCC_01
- Infoprovider: APCOCT15
- Query:
- Flat file format:

Investment Reason WBS

- Program: ZBW_COSTA_INV
- Process chain: PC_CT_INV_REA_01
- Infoprovider: APCOCT17
- Query:
- Flat file format:

Bridge Perimeter

- Program: ZBW_COSTA_FILE
- Process chain: PC_CT_PERICH_01
- Infoprovider: APCOCT23
- Query:
- Flat file format:

Corrective Flow destination

- Program: ZBW_CORR_FLOW_2
- Process chain: PC_CT_CORREC_02
- Infoprovider: APCOCT24
- Flat file format:

Order Capex Opex

- Program: ZBW_COSTA_ORDER_CAPEX_OPEX
- Process chain: PC_CT_TR_03
- Infoprovider: APCOCT09 CPCOCT06
- Query: BW_QRY_CPCOCT06_0001 + QV_BW_QRY_CPCOCT06_0001
- Flat file format:

Percentage inflation

- Program: ZBW_COSTA_INFLATION
- Process chain: PC_CT_TR_04
- Infoprovider: APCOCT11 CPCOCT06
- Query: BW_QRY_CPCOCT06_0002 + QV_BW_QRY_CPCOCT06_0002
- Flat file format:

Cluster GBU

Costa - BU Cluster SubCluster	APCOCT14		Manage		
TRSF: DTS_BW_REPO_BU_CLU_SCLU (PRS_020) -> APCOCT14	00HBBV6J270WOOEALO1LPKNOHUM1YDKZ		Change		
REPO_BU_CLU_SCLU	DTS_BW_REPO_BU_CLU_SCLU		Change	DataSources	DF1_050
Data Transfer Processes	APCOCT14		Create Data Tr...		
DTP: DTS_BW_REPO_BU_CLU_SCLU (PRS_020) -> APCOCT1	DTP_B1FNYSNDTRTQFIIMPH4W18RO6		Change		
Data Flow Upwards	_DATAFLOW_UPWARDS				
DTP: APCOCT14 (PRS_020) -> CPFCTR1_2 - Delta	DTP_B1FNYSNDTRTQFIIPSB4NAR6D6		Change		
DTP: APCOCT14 (PRS_020) -> C_CLUSTER - Delta - Text	DTP_B1FNYSNDTRTQFIIZMOOPTU0IG		Change		
DTP: APCOCT14 (PRS_020) -> C_SUBCLUS - Delta - Attr	DTP_B1FNYSNDTRTQFIJ0JF6DCYL1O		Change		
DTP: APCOCT14 (PRS_020) -> C_SUBCLUS - Delta - text	DTP_B1FNYSNDTRTQFIJ128RYMGY73		Change		
TRSF: APCOCT14 (PRS_020) -> CPFCTR1_2	0P7W0X8D8LFX7FOMP5JC6ZPVTY5ILWGF		Change		
TRSF: APCOCT14 (PRS_020) -> C_CLUSTER	0KYHTL5PMW1HGI28NU1WJJ8346HSNOFV		Change		
TRSF: APCOCT14 (PRS_020) -> C_SUBCLUS	0182Q9ZKN5J523EZD3OXMQH8F93PM2VR		Change		
TRSF: APCOCT14 (PRS_020) -> C_SUBCLUS	0OUVP2IQCW7QFWIPX0S2EYMKNVSZ1J2Z		Change		

Clusters and sub clusters come from PF1_050, datasource DTS_BW_REPO_BU_CLU_SCLU. This datasource uses module function ZFM_BW_REPO_BU_CLU_SCLU).

We extract data into adso APCOCT14 and then load the attributes and textes in master data CPFCTR1_2, C_CLUSTER & C_SUBCLUS (loadings done in process chain PC_CT_MD_01).

Group of function

Goal:

Add in master data C_COSTCTR two attributes: group function and GBU function extracted from hierarchy Z013ZCBS_GRP (WP1 system). The link between cost center and hierarchy is C_FUNCT_2 (attribute from cost center and level 4 in hierarchy Z013ZCBS_GRP).

Steps:

1) Extract Z013ZCBS_GRP hierarchy in master data C_FUNCT_2 where: (done in process chain PC_CT_MD_01).

- C_FUNCT_2 = level 4 in Z013ZCBS_GRP (without controlling area).
- C_FUNCT_2__C_GRPFUNC = Level 3 in Z013ZCBS_GRP.
- C_FUNCT_2__C_GBUFUNC = Level 2 in Z013ZCBS_GRP.

2) Load attributes C_GRPFUNC & C_GBUFUNC in master data C_COSTCTR (with look up on C_FUNCT_2)

Cost package derivation from:

Material Group

In adso APCOCT04 we use data from master data C_MAT_GRP to determine cost sub package (C_CTSBPKG).

This loading is done in process chain PC_CT_TR_01.

Segment

In adso APCOCT05 we use data from master data C_SEGT to determine cost sub package (C_CTSBPKG).

This loading is done in process chain PC_CT_TR_01.

Cost Element:

In adso APCOCT06 we use data from adso APCOCT16 (only landscape ERPSOLV and ERPRCS) to determine cost sub package (C_CTSBPKG) associated to cost element.

This loading is done in process chain PC_CT_TR_01.

Investment Reason for PM Order

Goal: in master data c_coorder add three new attributes C_GEN_REA & C_INV_REA & C_ORD_TYP

C_GEN_REA & C_INV_REA come from C_WBS_EL2 and C_WBS_EL2 comes from dso ABCOCT01 & ABCOCT02.

Main rules:

- Developments are done in transformtions:
  - Transf: 0COORDER_ATTR -> C_COORDER
  - Transf: 0COORDER_ATTR -> C_COORDER Solvay
- The filters used are defined in master data global filter we stream "C_COORDER".
- By default the period to read adso ABCOCT01 is current month -1. But it's possible to make the look-up with several month with definition of period in master data global filter:

Data Browser: Table /BIC/PC_GLBFILT Select Entries 6

/BIC/C_STREAM	/BIC/C_RULE	/BIC/C_GLBFILT	OBJVERS	CHANGED	/BIC/C_DESC	/BIC/C_SIGN	/BIC/C_OPTION	/BIC/C_LOW	/BIC/C_HIGH	/BIC
C_COORDER	C_ORD_TYP	001	A		C_ORD_TYP value to fill attribute in C_COORDER	I	EQ	IM		Y
C_COORDER	DESTTY	001	A		DESTTY filter to read ABCOCT01 & 2 in routine c_coorder	I	EQ	CAPEX		Y
C_COORDER	ORDERCATEG	001	A		ORDERCATEG to fill gen_rea & inv_rea in routine c_coorder	I	EQ	30		Y
C_COORDER	PERIOD_ORD	001	A		CALMONTH period to read ABCOCT01 & 2 in routine c_coorder	I	BT	201501	201503	N
C_COORDER	PSOBJTY	001	A		PSOBJTY filter to read ABCOCT01 & 2 in routine c_coorder	I	EQ	0COR		Y
C_COORDER	PTOBJTY	001	A		PTOBJTY filter to read ABCOCT01 & 2 in routine c_coorder	I	EQ	0POS		Y

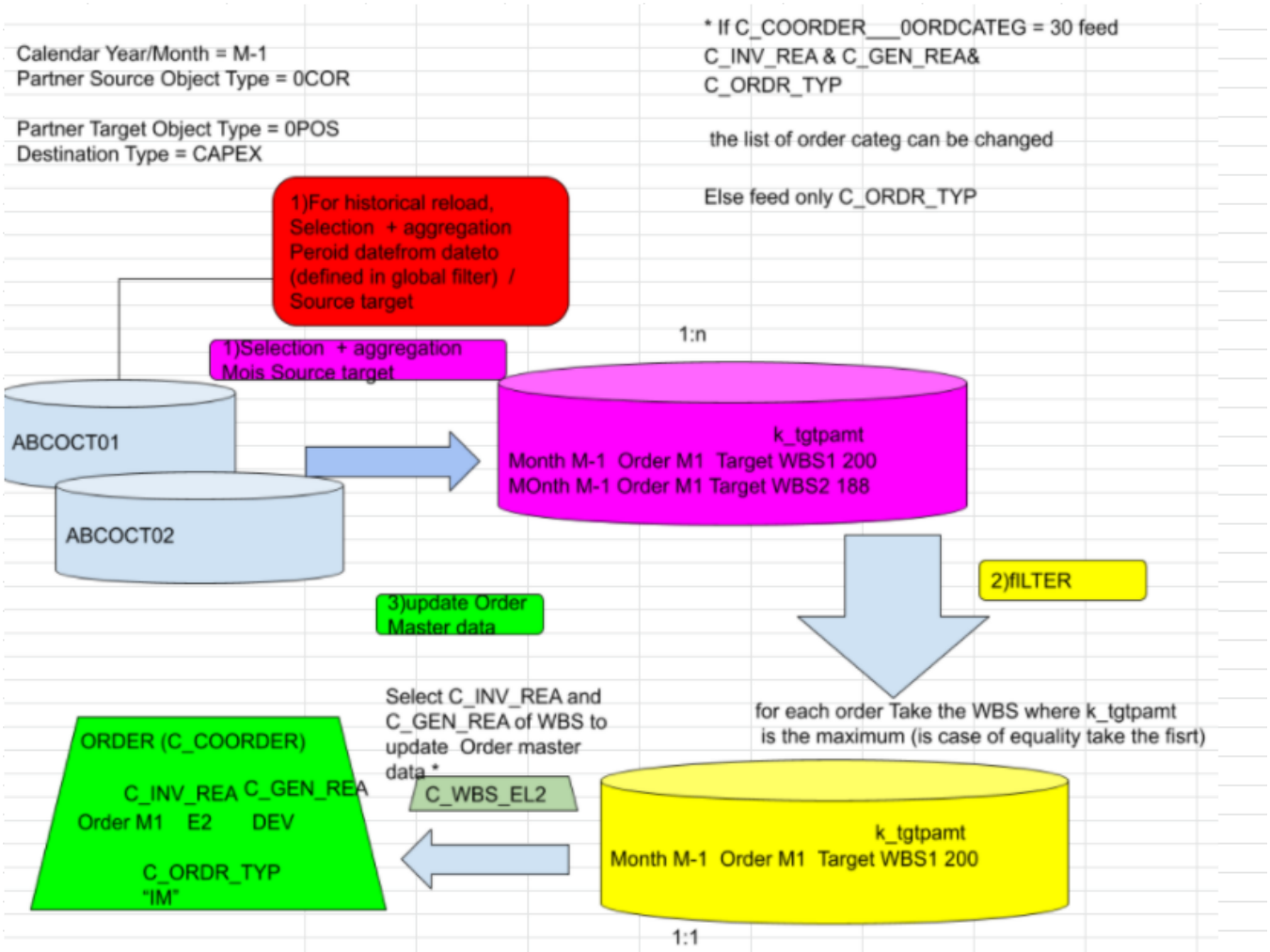

Start routine:

1. Define all filters.
2. Do a select in internal table to take data from adso ABCOCT01 or ABCOCT02 with filters on CALMONTH, C_PSOBJTY, C_DESTTY and C_PTOBJTY.
3. Aggregation with keys LOGSYS /BIC/C_PSOBJ /BIC/C_PTOBJ BIC/C_WBS_EL2 of data from DSO ABCOCT0* in internal table sorted by ascending.
4. Search the attributes C_INV_REA & C_GEN_REA in master data C_WBS_EL2 for all entries of internal table.
5. Create new table to have PSOBJ (coorder) and WBS_EL2 + Attributes in same table.
6. Select current GEN_REA, INV_REA, ORD_TYP from master data C_COORDER to be able to keep current data if nothing was found in dso ABCOCT01 or C_WBS_EL2

End routine:

If C_COORDER___0ORDCATEG = 30 feed C_INV_REA & C_GEN_REA & C_ORDR_TYP

Else feed only C_ORDR_TYP

If nothing was found, no change, keep the current attributes in master data C_COORDER.

Investment Reason for WBS

Goal is to determine "General reason for investment"(C_GEN_REA) from mapping table APCOCT17 for CO-OM WBS part flow and Corr Flow.

A program has been created ZBW_COSTA_INV for upload file as link:

- https://drive.google.com/file/d/1ebtQM35d5yOMeUnXTsCsrhSqmK3PqS46/view

aDSO:

- APCOCT17

Process Chain:

- PC_CT_INV_REA_01

Impacted HANA Views:

- CV_FMCO_CO_CT_AT_DEST_CORR
- CV_FMCO_CO_CT_CORR_FLOW
- CV_FMCO_CO_CT_WBS6_RHODIA
- CV_FMCO_CO_CT_WBS6_SOLVAY

Example for HANA Views CV_FMCO_CO_CT_WBS6_RHODIA, left join has been made with 0LOGSYS and C_INV_REA and get C_GEN_REA:

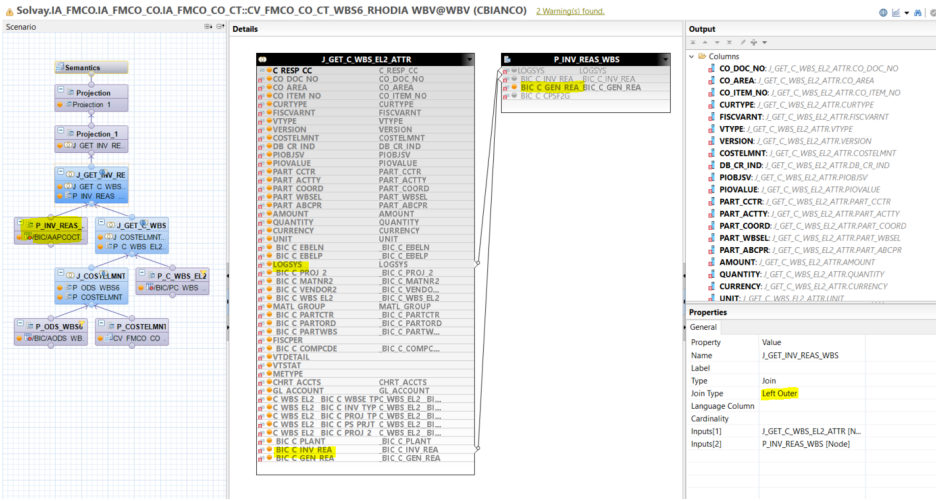

ANAPLAN/F2G SCOPE

In scope of Costa data, it's necessary to define which data are for COSTA, F2G or ANAPLAN. The idea is to exclude some records not in scope of ANAPLAN or F2G.

To do that, it's necessary to define the rule of exclusion in a table: **ZCOSTA_ANAPLAN**

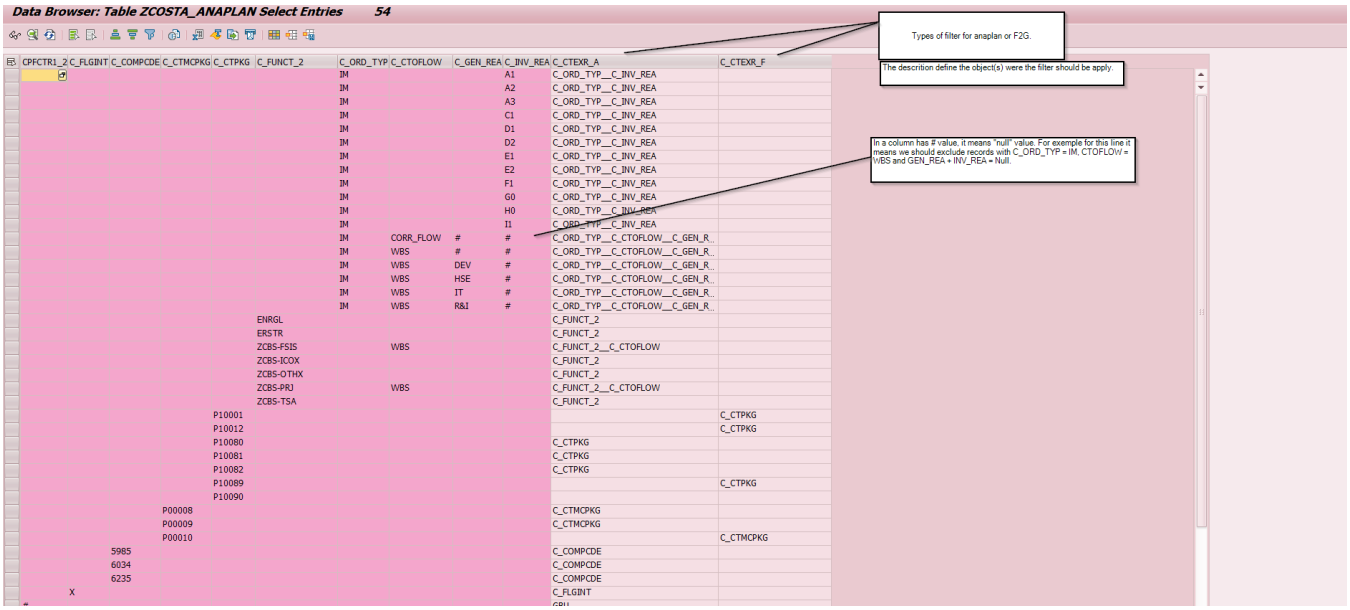

CPFCTR1_2	C_FLGINT	C_COMPCDE	C_CTMCPKG	C_CTPKG	C_FUNCT_2	C_ORD_TYP	C_CTOFLOW	C_GEN_REA	C_INV_REA	C_CTEXR_A	C_CTEXR_F
						IM			A1	C_ORD_TYP__C_INV_REA	
						IM			A2	C_ORD_TYP__C_INV_REA	
						IM			A3	C_ORD_TYP__C_INV_REA	
						IM			C1	C_ORD_TYP__C_INV_REA	
						IM			D1	C_ORD_TYP__C_INV_REA	
						IM			D2	C_ORD_TYP__C_INV_REA	
						IM			E1	C_ORD_TYP__C_INV_REA	
						IM			E2	C_ORD_TYP__C_INV_REA	
						IM			F1	C_ORD_TYP__C_INV_REA	
						IM			G0	C_ORD_TYP__C_INV_REA	
						IM			H0	C_ORD_TYP__C_INV_REA	
						IM			I1	C_ORD_TYP__C_INV_REA	
						IM	CORR_FLOW	#	#	C_ORD_TYP__C_CTOFLOW__C_GEN_R...	
						IM	WBS	#	#	C_ORD_TYP__C_CTOFLOW__C_GEN_R...	
						IM	WBS	DEV	#	C_ORD_TYP__C_CTOFLOW__C_GEN_R...	
						IM	WBS	HSE	#	C_ORD_TYP__C_CTOFLOW__C_GEN_R...	
						IM	WBS	IT	#	C_ORD_TYP__C_CTOFLOW__C_GEN_R...	
						IM	WBS	R&I	#	C_ORD_TYP__C_CTOFLOW__C_GEN_R...	
					ENRGL					C_FUNCT_2	
					ERSTR					C_FUNCT_2	
					ZCBS-FSIS		WBS			C_FUNCT_2__C_CTOFLOW	
					ZCBS-ICOX					C_FUNCT_2	
					ZCBS-OTHX					C_FUNCT_2	
					ZCBS-PRJ		WBS			C_FUNCT_2__C_CTOFLOW	
					ZCBS-TSA					C_FUNCT_2	
				P10001							C_CTPKG
				P10012							C_CTPKG
				P10080						C_CTPKG	
				P10081						C_CTPKG	
				P10082						C_CTPKG	
				P10089							C_CTPKG
				P10090							
			P00008							C_CTMCPKG	
			P00009							C_CTMCPKG	
			P00010								C_CTMCPKG
		5985								C_COMPCDE	
		6034								C_COMPCDE	
		6235								C_COMPCDE	
	X									C_FLGINT	

This table could be maintened with SM30 or transaction ZMAINT_COSTA_ANAPLAN.

09/07/2023 : PO2 Project impact : **ZCOSTA_ANAPLAN** has been enhanced but adding an New Key : Authorization Scope. Now the flag determination is dependent on the scope (SCO or ECO) . For D1 (06/2023) all businness rules has been duplicated are are similar for SOLVAY. ECO or SCO. But in the future , the rules can be independant .

Special case : interco flag

- For SOLVAY we check the SOLVAY INTERCO FLAG (C_FLGINT)
- For ECO we check the ECO INTERCO FLAG (C_FLGIN02)
- For SCO we check the SCO INTERCO FLAG(C_FLGIN03)

In "J_FLAG_1_R2" in CV_FMCO_CO_CT_UNION_COSTS_TRANSPARENCY_DEST we added this calculated column to determine which exclusion reason used:

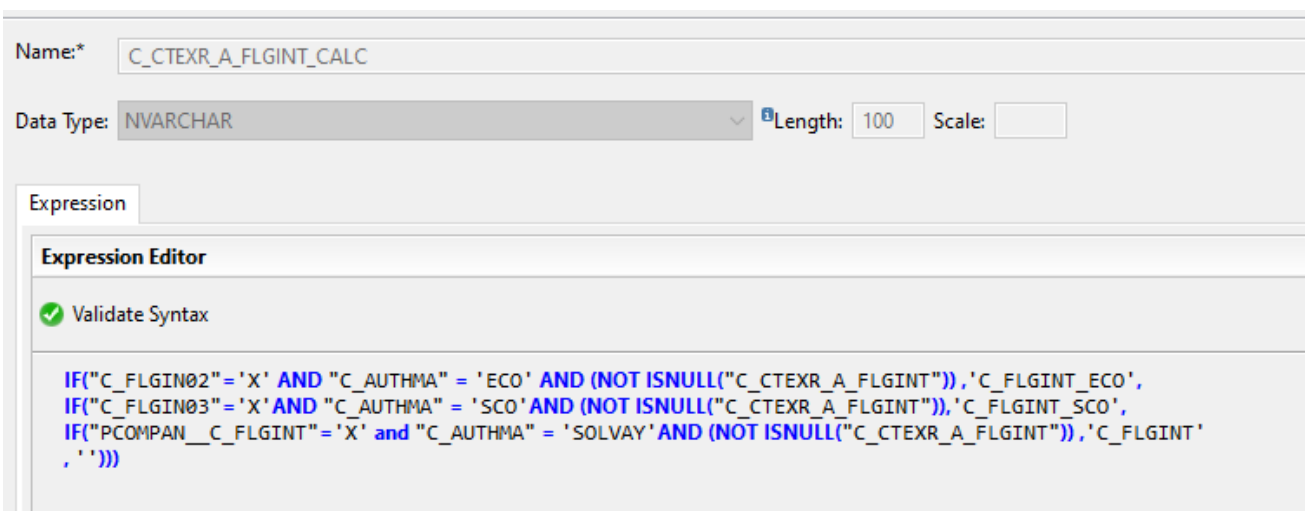

If in source of data of the CV the attribute C_FLGIN02 from C_PCOMPAN is equal to X and C_AUTHMA is ECO and the Exclusion reason is not null (it means the join between ZCOSTA_ANAPLAN table and source of data in CV with C_FLGINT and C_AUTHMA is working), the C_CTEXR_A_FLGINT_CALC = C_FLGINT_ECO.

Else, if the C_CPCOMPAN__C_FLGIN03 (from source of data in CV) = X and C_AUTHMA is SCO and the Exclusion reason is not null the C_CTEXR_A_FLGINT_CALC = C_FLGINT_SCO.

Else, if the C_CPCOMPAN__C_FLGINT (from source of data in CV) = X and C_AUTHMA is SOLVAY and the Exclusion reason is not null the C_CTEXR_A_FLGINT_CALC = C_FLGINT.

Else C_CTEXR_A_FLGINT_CALC is null.

We use this table in calculation view CV_FMCO_CO_CT_UNION_COSTS_TRANSPARENCY_DEST.

To apply the exclusion flag anaplan or F2G:

- We do a projection of table ZCOSTA_ANAPLAN, filtered on one type of C_CTEXR_A or C_CTEXR_F.
- Create a full outer join with costa data and ZCOSTA_ANAPLAN on the necessary field(s) to find which records match with the filter, if there is a match we add a new column with the C_CTEXR_A or F.
- Repeat the join for each type of filter.

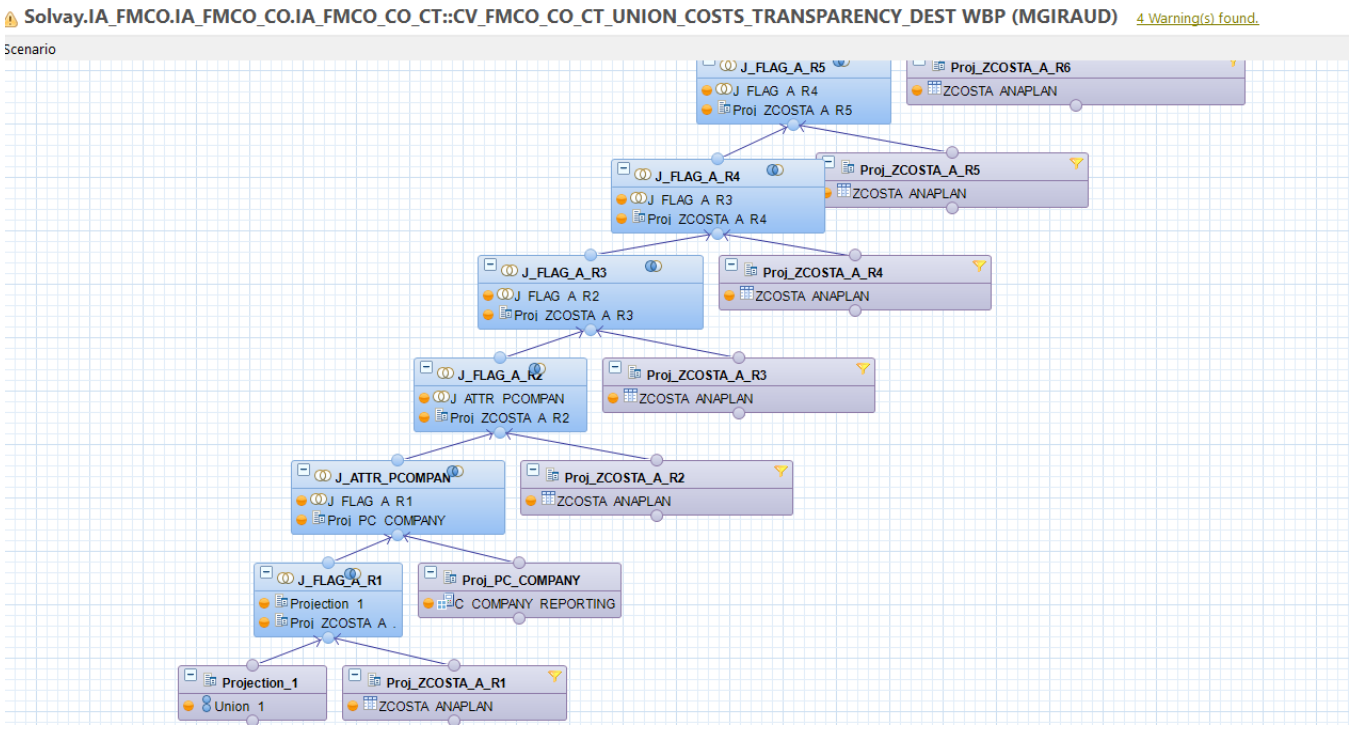

- At the end we can define a global column for exclusion flag and exclusion reason (anaplan and F2G).

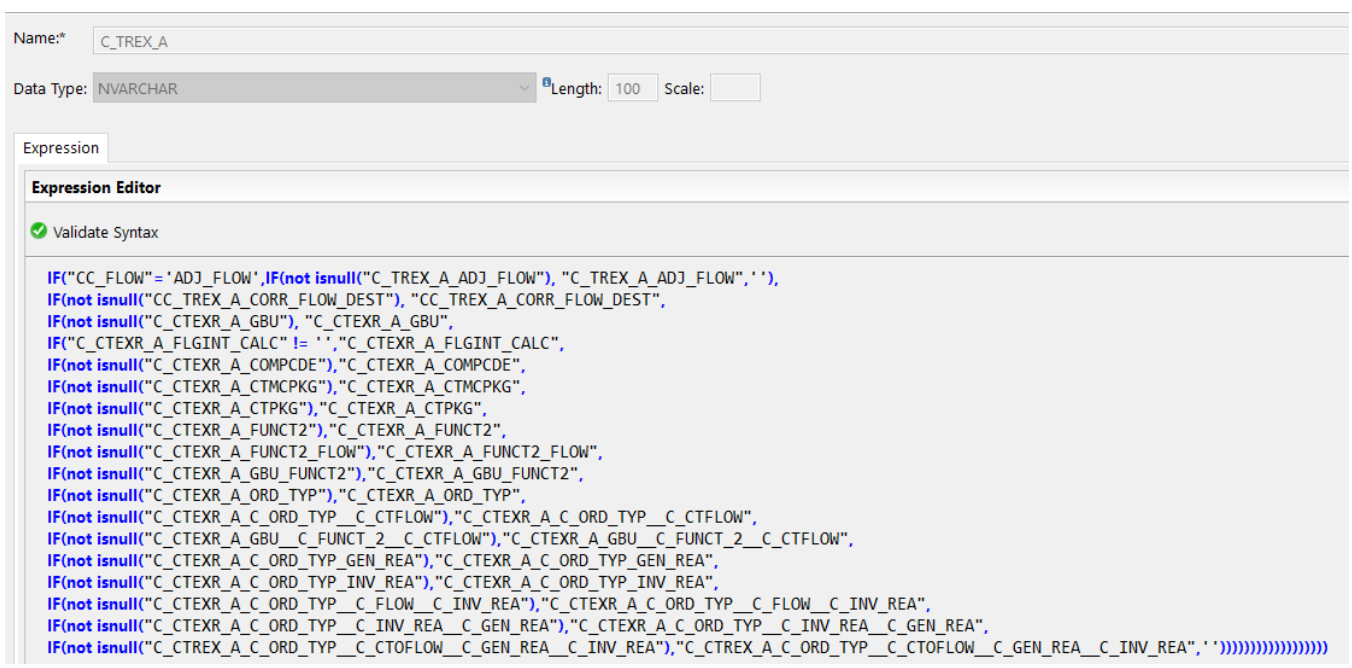

Name:* C_FLAG_ANAPLAN

Data Type: NVARCHAR Length: 1 Scale:

Expression

Expression Editor

Validate Syntax Language: Column Engine

```
IF("CC_FLOW" = 'ANAPL_BUDG' OR "CC_FLOW" = 'ANAPL_EST','',IF(strlen("C_TREX_A")>1 ,'X',''))
```

Name:* C_TREX_F

Data Type: NVARCHAR Length: 100 Scale

Expression

Expression Editor

Validate Syntax

```
IF("CC_FLOW"='CORR_DEST',IF(not isnull("CC_TREX_F2G_CORR_FLOW_DEST"),
"CC_TREX_F2G_CORR_FLOW_DEST",''),
IF(not isnull("C_CTEXR_F_C_CTMCPKG"),"C_CTEXR_F_C_CTMCPKG",
IF(not isnull("C_CTEXR_F_C_CTPKG"), "C_CTEXR_F_C_CTPKG",
IF(not isnull("C_TREX_A_ADJ_FLOW"), "C_TREX_A_ADJ_FLOW",''))))
```

Name:* C_TREX_F

Data Type: NVARCHAR Length: 100 Scale:

Expression

Expression Editor

Validate Syntax Language: Colu

```
IF(not isnull("C_CTEXR_F_C_CTMCPKG"),"C_CTEXR_F_C_CTMCPKG",
IF(not isnull("C_CTEXR_F_C_CTPKG"), "C_CTEXR_F_C_CTPKG",''))
```

Name:* C_FLAG_F2G

Data Type: NVARCHAR Length: 1 Scale:

Expression

Expression Editor

Validate Syntax Language: Co

```
IF("CC_FLOW"='CORR_DEST',IF(strlen("CC_TREX_F2G_CORR_FLOW_DEST")>1,'X',''),
IF(
strlen("C_TREX_A")>1 OR
strlen("C_TREX_F")>1
 ,'X'
 ,''))
```

Level 5 - Responsible Cost center

Level 5 responsible cost center is retreived in CV_FMCO_CO_CT_UNION_COSTS_TRANSPARENCY & CV_FMCO_CO_CT_UNION_COSTS_TRANSPARENCY_DEST.

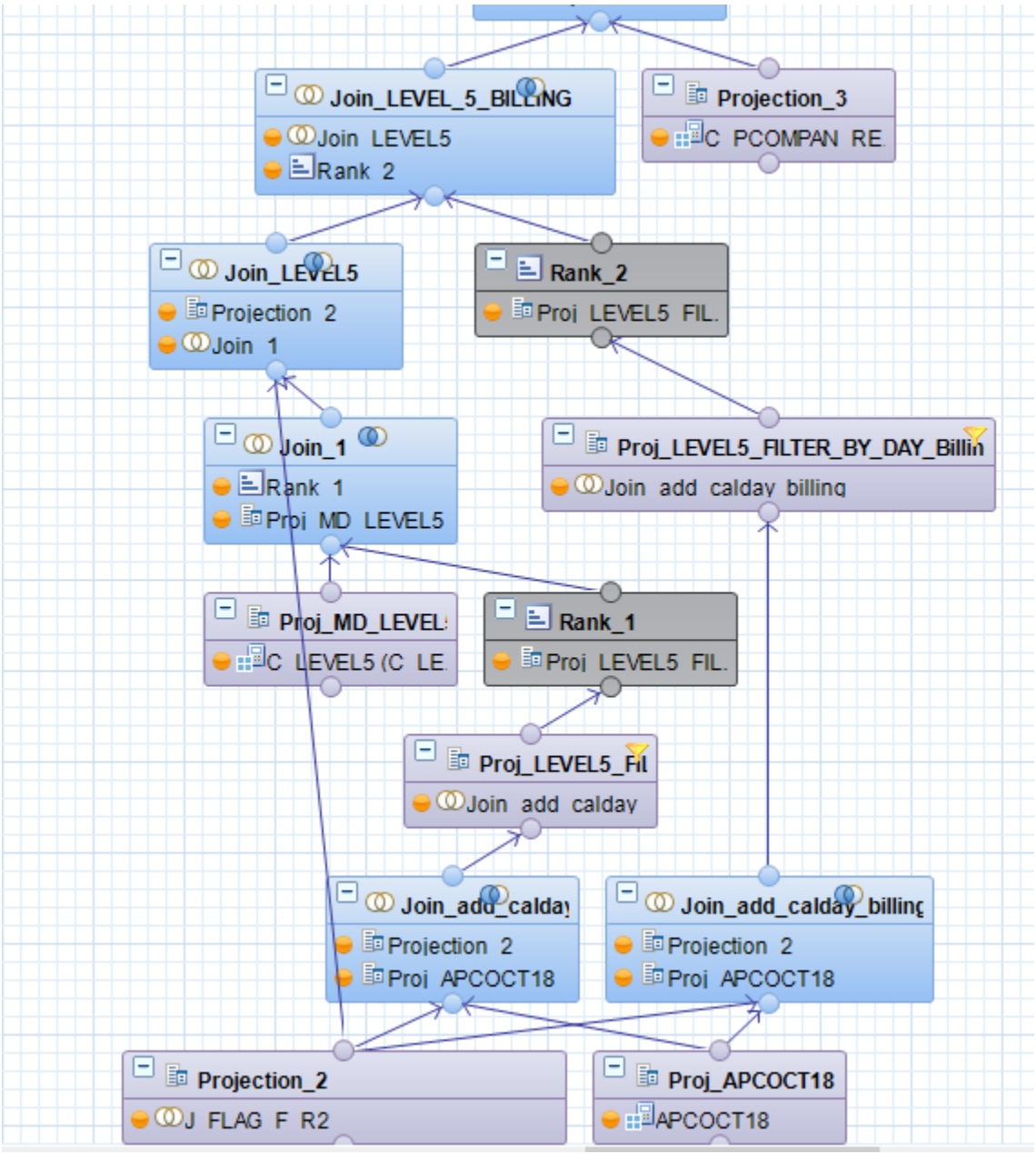

1 - Projection of adso APCOCT18 where L5 are stored.

2 - Join with costa (co_area, c_resp_cc) to have calday (calculated with the first day of the costa period) from costa data in same line of L5.

3 - Projection of L5 with filter on L5 date from and L5 date to with help of calday.

4 - Rank to take only one L5 by co_area, c_resp_cc and date.

5 - Join to add the L5 in costa table with join on CO_AREA, C_RESP_CC and CALDAY (Join_LEVEL5).

In parallel, another join is based on co_area and resp_cc "billing" with a second rank (same logic but not the same initial join).

GBU Global

In calculations views

CV_FMCO_CO_CT_COOM_DEST_RHODIA
CV_FMCO_CO_CT_COOM_DEST_SOLVAY

CV_FMCO_CO_CT_COMPOSITE_RHODIA
CV_FMCO_CO_CT_COMPOSITE_SOLVAY
CV_FMCO_CO_CT_AT_DEST_COR
CV_FMCO_CO_CT_AT_DEST_SAMPLE
CV_FMCO_CO_CT_COST_NON_ERP
CV_FMCO_CO_CT_COPA_COMPO_RHODIA
CV_FMCO_CO_CT_COPA_COMPO_SOLVAY

The global GBU is calculated in fuction of C_MAGNITU or C_RESP_CC:

If we don't have GBU in attribute of C_MAGNITU (destination GBU) we use GBU from C_RESP_CC (origin GBU).

Rule in calculation view: if(isnull("C_MAGNITU__CPFCTR1_2") OR "C_MAGNITU__CPFCTR1_2" = "","C_RESP_CC___CPFCTR1_2"," C_MAGNITU__CPFCTR1_2")

FI - Tab Sample COGS flow ECC WP1

Get ECC Sample COGS table in specific datasource and replicate it in BW part (Bex COSTA):

Field	Descript.	D...	Data type	Lngth	Decim...	Extern...	C..	Key Field	Conv...	SS Conv. Rout.	cur/unit
BUKRS	Company Code		CHAR	4	0	4		✓			
GJAHR	Fiscal Year		NUMC	4	0	4		✓		GJAHR	
BELNR	Document Nu...		CHAR	10	0	10		✓		ALPHA	
BUZEI	Line item		NUMC	3	0	3		✓			
MONAT	Period		NUMC	2	0	2					
BUDAT	Posting Date		DATS	8	0	8					
BLART	Document type		CHAR	2	0	2					
HKONT	G/L		CHAR	10	0	10				ALPHA	
DMBTR	Amount in LC		CURR	13	2	15					HWAER
HWAER	Local Currency		CUKY	5	0	5					
MENGE	Quantity		QUAN	13	3	15					MEINS
MEINS	Base Unit		UNIT	3	0	3	✓			CUNIT	
FI_KOSTL	Cost Center		CHAR	10	0	10				ALPHA	
XBLNR	Reference		CHAR	16	0	16					
VBEL2	Sales Document		CHAR	10	0	10				ALPHA	
POSN2	Item		NUMC	6	0	6					
AWTYP	Ref. procedure		CHAR	5	0	5					
KOKRS	CO Area		CHAR	4	0	4					
CO_BELNR	Document Nu...		CHAR	10	0	10				ALPHA	
CO_BUZEI	Posting row		NUMC	3	0	3					
AUART	Sales Doc. Typ...		CHAR	4	0	4				AUART	
SD_KOSTL	Cost Center		CHAR	10	0	10				ALPHA	
MATNR	Material		CHAR	18	0	18				MATN1	
WERKS	Plant		CHAR	4	0	4					
VTWEG	Distr. Channel		CHAR	2	0	2					
SPART	Division		CHAR	2	0	2					
KUNNR	Sold-To Party		CHAR	10	0	10				ALPHA	
TSTMP_IN	Timestamp In		DEC	15	0	15					
UNAME	User Name		CHAR	12	0	12					

Needs column "S" of "Step 1 - Axis , Filters and authorization excel file":

Step 1 - Axis , Filters and authorization

File Edit View Insert Format Data Tools Add-ons Help Last edit was 4 minutes ago

A	B	S	T
	Technical Object	SAMPLE WP1	
Source		ZTK_SAMPLE_COGS	
Main Filter			
Responsible Cost Center			
Controlling Area	CO_AREA	MISSING	
Responsible CC	C_RESP_CC	BSEG-KOSTL	
Responsible CC - BFC GBU	C_RESP_CC__CPFCTR1_2	C_RESP_CC__CPFCTR1_2	
+ Hierarchy ZCBS	C_RESP_CC__C_FUNCT_0	C_RESP_CC__C_FUNCT_0	
Responsible CC - 1 Organisation	C_RESP_CC__C_FUNCT_1	C_RESP_CC__C_FUNCT_1	
Responsible CC - 2 Function	C_RESP_CC__C_FUNCT_2	C_RESP_CC__C_FUNCT_2	
Responsible CC - 3 Sub-function Grouping	C_RESP_CC__C_FUNCT_3	C_RESP_CC__C_FUNCT_3	
Responsible CC - 4 Sub-function	C_RESP_CC__C_FUNCT_4	C_RESP_CC__C_FUNCT_4	
Responsible CC - BSA group	C_RESP_CC__C_BSAGRP	C_RESP_CC__C_BSAGRP	
Responsible CC - Person Responsible (CCRESP)	C_RESP_CC__C_CCRESP	C_RESP_CC__C_CCRESP	
Responsible CC - Responsible Plant	C_RESP_CC__C_RPLANT	C_RESP_CC__C_RPLANT	
Responsible CC - Authorization scopce (c_authma)	C_RESP_CC__C_AUTHMA	C_RESP_CC__C_AUTHMA	
Responsible CC - Mixed Cost center	C_RESP_CC__C_MIXCC	C_RESP_CC__C_MIXCC	
Cost Center	C_COSTCTR	BSEG-KOSTL	
Site Restated	C_SITER	Use attribiute C_siter of 0plant If attribute is empty or no plant use 0C	Use attribiute C_ If attribute is em
COST ELEMENT			

TO DO V2 | TODO | KT | 5 MAPPING | Hierarchie L5 | ANAPLAN/F2G SCOPE | 2 GBU DE FACT

FI - Tab Sample COGS	ZFI_SAMPLE_COGS	Change	DataSources	WV1_400
Data Flow Upwards	_DATAFLOW_UPWARDS			
ZFI_SAMPLE_COGS / WV1_400 -> APCOCT08	DTP_B1FNYSNDTRTOOXRRYD1UXJEPP	Change		
Sample WP1	APCOCT08	Manage	InfoProviders	
RSDS ZFI_SAMPLE_COGS WV1_400 -> ADSO APCOCT08	078IY19569FXFBK14M7Z4GECR1VWU31C	Change		
Sample WP1	APCOCT08	Manage	InfoProviders	

aDSO creation has been made :

- APCOCT08 with PK:
  1. 0LOGSYS
  2. C_COMPCDE
  3. 0CALYEAR
  4. 0AC_DOC_NO
  5. 0ITEM_NUM

<u>Rules In start routine:</u>

SITER field determination, with dso DPCOMPCD(DSO : Company Code Specific Attributes Purchasing) with company code

and 0PLANT master data with plant

```
*$*$ begin of routine - insert your code only below this line
    CALL FUNCTION 'Z_WBW_SOURCE_SYSTEM'
      EXPORTING
        ip_landscape     = 'RCS'
      IMPORTING
        ip_source_system = w_logsys.

    SELECT * FROM /bic/adpcompcd00 INTO TABLE it_siter
      FOR ALL ENTRIES IN SOURCE_PACKAGE
      WHERE /bic/c_compcde = SOURCE_PACKAGE-bukrs.
    IF sy-subrc = 0.
      SORT it_siter BY logsys /bic/c_compcde.
      DELETE it_siter WHERE logsys <> w_logsys.
      SORT it_siter BY /bic/c_compcde.
    ENDIF.

    SELECT * FROM /bi0/mplant INTO TABLE it_plant
      FOR ALL ENTRIES IN SOURCE_PACKAGE
      WHERE plant = SOURCE_PACKAGE-werks
      AND objvers = 'A'.
    IF sy-subrc = 0.
      SORT it_plant BY plant.
    ENDIF.
```

<u>in target part for master data C_SITER:</u>

First get C_SITE data in 0PLANT (internal table IT_PLANT) and if no data get C_SITER in dso DPCOMPCD (internal table IT_SITER)

```
*$*$ begin of routine - insert your code only below this line        *-*
    IF source_fields_rule-bukrs IS NOT INITIAL.
      UNASSIGN <fs_plant>.
      READ TABLE it_plant ASSIGNING <fs_plant> WITH KEY plant =
      source_fields_rule-werks BINARY SEARCH.
      IF sy-subrc = 0.
        RESULT = <fs_plant>-/bic/c_site .
      ENDIF.
    ENDIF.

    IF ( source_fields_rule-bukrs IS INITIAL OR RESULT IS INITIAL ) AND
    source_fields_rule-werks IS NOT INITIAL.
      UNASSIGN <fs_siter>.
      READ TABLE it_siter ASSIGNING <fs_siter> WITH KEY logsys =
      w_logsys
      /bic/c_compcde = source_fields_rule-bukrs.
      IF sy-subrc = 0.
        RESULT = <fs_siter>-/bic/c_siter .
      ENDIF.
    ENDIF.
```

For DTP : full loading.

Process chain get data to ECC and load the aDSO APCOCT08 - PC_CT_TR_SAMPLE

This process chain has been put in COSTA global Process chain PC_CT_META_01 and load every day.

aDSO is used in calculation view CV_FMCO_CO_CT_SAMPLE and get in left join several fields.

There are calculated columns in projection P_FORMAT:

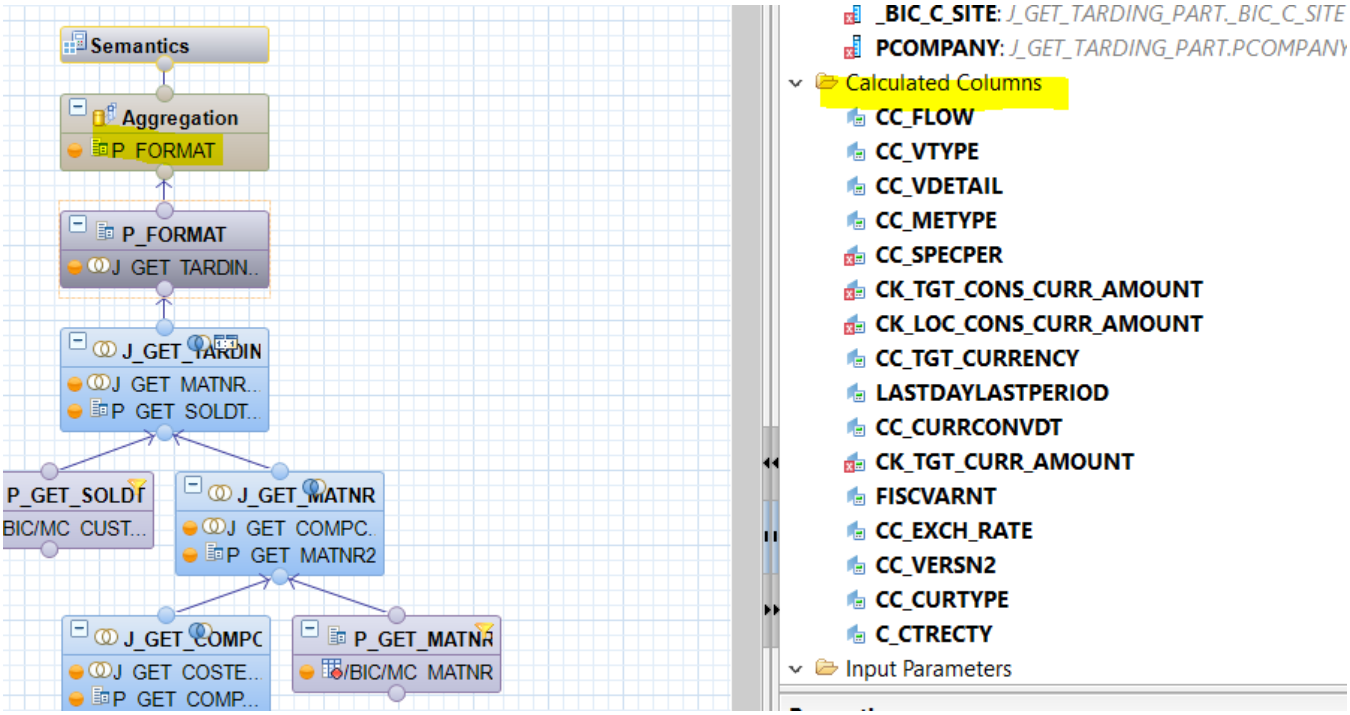

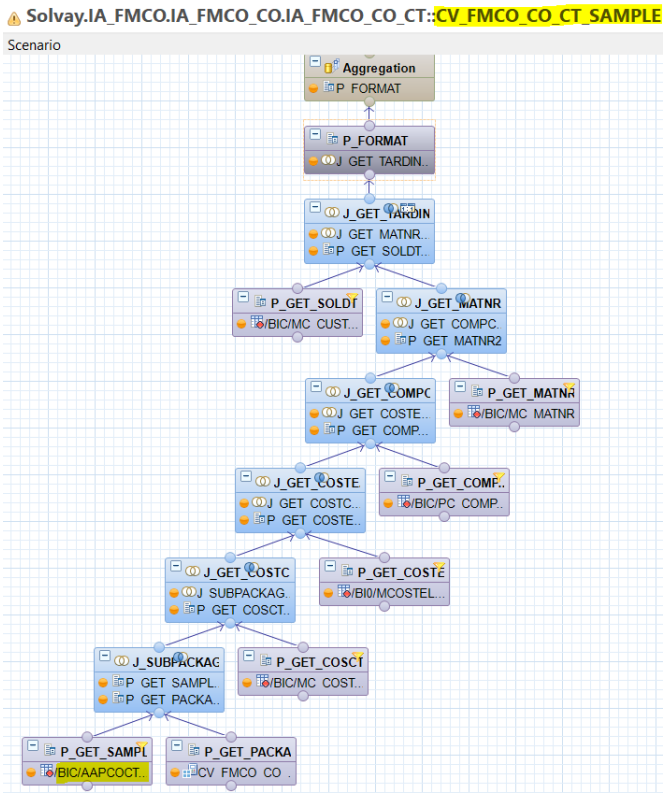

this calculation view is used in composite provider CPCOCT01.

Non ERP flow CYTEC CBS

Goal: Load from CYTEC Non ERP data (Bex COSTA) for cost center and cost element to:

- cube CUB_FC007 (ods ODSBCCA9)
- master data 0C_COSTCTR
- master data 0COSTELMNT

Needs column "Y" of "Step 1 - Axis , Filters and authorization" excel file:

Step 1 - Axis , Filters and authorization

File Edit View Insert Format Data Tools Add-ons Help Last edit was 6 minutes ago

	A	B	Y
1			NON ERP
2		Technical Object	ODSBCCA9
3	Source		
4	Main Filter		
5			
6	Responsible Cost Center		
7	Controlling Area	CO_AREA	
8	Responsible CC	C_RESP_CC	C_COSTCTR
9	Responsible CC - BFC GBU	C_RESP_CC__CPFCTR1_2	C_RESP_CC__CPFCTR1_2
10	+ Hierarchy ZCBS Responsible CC - 1 Organisation Responsible CC - 2 Function Responsible CC - 3 Sub-function Grouping Responsible CC - 4 Sub-function	C_RESP_CC__C_FUNCT_0 C_RESP_CC__C_FUNCT_1 C_RESP_CC__C_FUNCT_2 C_RESP_CC__C_FUNCT_3 C_RESP_CC__C_FUNCT_4	C_RESP_CC__C_FUNCT_0 C_RESP_CC__C_FUNCT_1 C_RESP_CC__C_FUNCT_2 C_RESP_CC__C_FUNCT_3 C_RESP_CC__C_FUNCT_4
11	Responsible CC - BSA group	C_RESP_CC__C_BSAGRP	C_RESP_CC__C_BSAGRP
12	Responsible CC - Person Responsible (CCRESP)	C_RESP_CC__C_CCRESP	C_RESP_CC__C_CCRESP
13	Responsible CC - Responsible Plant	C_RESP_CC__C_RPLANT	C_RESP_CC__C_RPLANT
14	Responsible CC - Authorization scopce (c_authma)	C_RESP_CC__C_AUTHMA	C_RESP_CC__C_AUTHMA
15	Responsible CC - Mixed Cost center	C_RESP_CC__C_MIXCC	C_RESP_CC__C_MIXCC
16	Cost Center	C_COSTCTR	C_COSTCTR
17	Site Restated	C_SITER	Use attribiute C_siter of 0plant If attribute is empty or no plant use 0C

Loading is made in program ZBW_CYTEC_CBS and download in AL11 directory with csv file:

- /exploit/BW/Cytec/cbs_function_costs_cytec_NARAUJO.csv

3 process chain are used for load NERP data in cube and 2 master data:

- PC_FC_CYTEC_003
- PC_FC_CYTEC_002
- PC_FC_CYTEC_001

PSA deletion has been made in program with process chain:

- PC_FC_CYTEC_003A
- PC_FC_CYTEC_002A
- PC_FC_CYTEC_001A

NERP BW Flow:

Cost Centers: Actual Costs (External data)	ODSBCCA9
TRSF: DTS_CC_ACTUAL_COST_EXTERNAL -> ODSBCCA9 (ext.data)	0M7PNVR8S02GQCSIU27UH87R0BLH9JZE
Cost Centers: Actual Costs - Line Items (external data)	DTS_CC_ACTUAL_COST_EXTERNAL
Copy Infopackage	ZPAK_5NHC11RT2GT8RQ9TUB9WQ8TOF
IP: DTS_CC_ACTUAL_COST_EXTERNAL -> ODSBCCA9	ZPAK_55IR6JLYZXS6SG5EZ91EHYDRE
IP: DTS_CC_ACTUAL_COST_EXTERNAL -> ODSBCCA9 (F.file server)	ZPAK_55PZEC66KJMURCDBGM5WXY90Q
Data Transfer Processes	ODSBCCA9
DTP: DTS_CC_ACTUAL_COST_EXTERNAL -> ODSBCCA9 (ext.data)	DTP_55IR7GW95VURI4FG9J6M2GTGQ
Data Flow Upwards	_DATAFLOW_UPWARDS
DTP: ODSBCCA9 -> CUB_FC007 (delta ext.data)	DTP_55GC7JUHVI1OPT418GRXDBV3E
TRSF: ODSBCCA9 -> CUB_FC007 (External data)	07ICZJO6JY6PDADB98ZH3SJ3WOC10OFQ

dso is used in calculation view CV_FMCO_CO_CT_NERP_COMPO and get in left join several fields.

There are calculated columns in projection P_FORMAT:

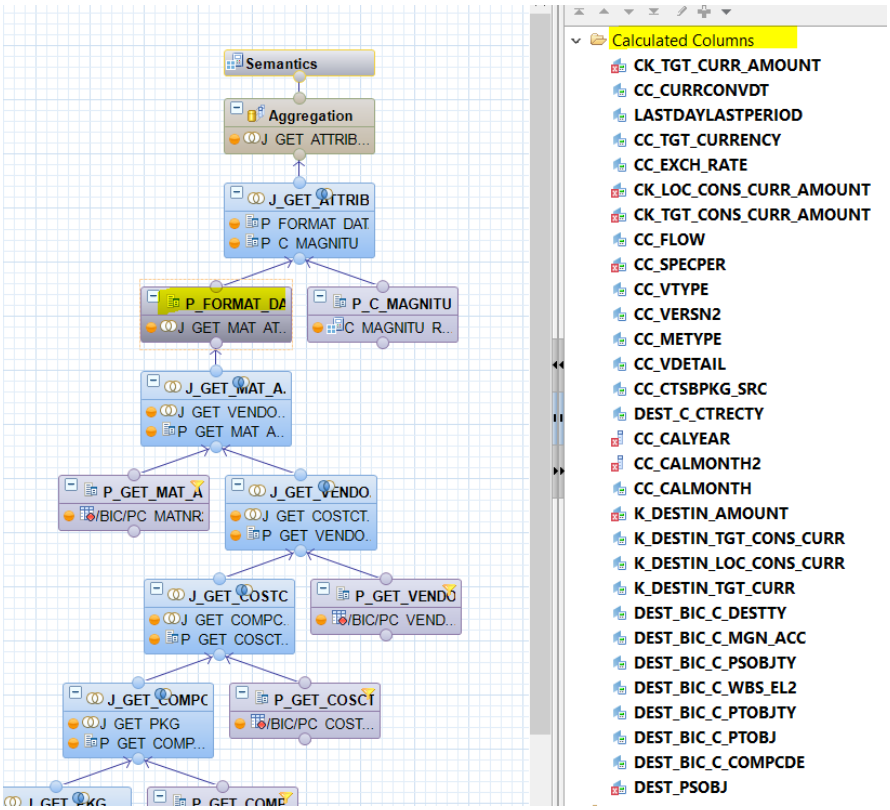

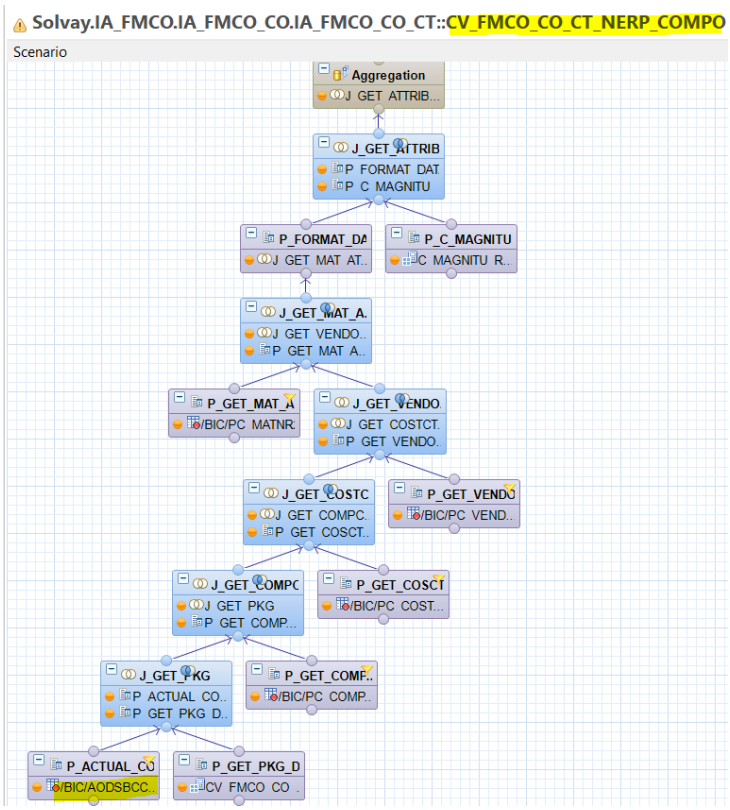

this calculation view is used in composite provider CPCOCT01.

Budget flow loading by flat file

Goal is to upload with flat file budget COSTA data and import it in BW (Bex COSTA) from program ZBW_COSTA_BUDGET

Needs column "AF" of "Step 1 - Axis , Filters and authorization" excel file:

Step 1 - Axis , Filters and authorization

File Edit View Insert Format Data Tools Add-ons Help Last edit was 7 minutes ago

	A	B	AE	AF
1				BUDGET FLOW
2		Technical Object		
3	Source			
4	Main Filter			
5				
6	Responsible Cost Center			
7	Controlling Area	CO_AREA		CO_AREA if feeded else #
8	Responsible CC	C_RESP_CC	bject (s	C_RESP_CC if C_RESP_CC feeded else #
9	Responsible CC - BFC GBU	C_RESP_CC__CPFCTR1_2		C_RESP_CC__CPFCTR1_2 if C_RESP_CC feeded else CPFCTR1_2
10	+ Hierarchy ZCBS Responsible CC - 1 Organisation Responsible CC - 2 Function Responsible CC - 3 Sub-function Grouping Responsible CC - 4 Sub-function	C_RESP_CC__C_FUNCT_0 C_RESP_CC__C_FUNCT_1 C_RESP_CC__C_FUNCT_2 C_RESP_CC__C_FUNCT_3 C_RESP_CC__C_FUNCT_4		C_RESP_CC__C_FUNCT_0 if C_RESP_CC feeded else ??? C_RESP_CC__C_FUNCT_1 if C_RESP_CC feeded else ??? **C_RESP_CC__C_FUNCT_2 if C_RESP_CC feeded else ???** C_RESP_CC__C_FUNCT_3 if C_RESP_CC feeded else ??? C_RESP_CC__C_FUNCT_4 if C_RESP_CC feeded else C_FUNCT_4
11	Responsible CC - BSA group	C_RESP_CC__C_BSAGRP		C_RESP_CC__C_BSAGRP if C_RESP_CC feeded else C_FUNCT_4_C_BSAGRP
12	Responsible CC - Person Responsible (CCRESP)	C_RESP_CC__C_CCRESP		C_RESP_CC__C_CCRESP if C_RESP_CC feeded else #
13	Responsible CC - Responsible Plant	C_RESP_CC__C_RPLANT		C_RESP_CC__C_RPLANTif C_RESP_CC feeded else #
14	Responsible CC - Authorization scopce (c_authma)	C_RESP_CC__C_AUTHMA		C_RESP_CC__C_AUTHMA if C_RESP_CC feeded else SOLVAY
15	Responsible CC - Mixed Cost center	C_RESP_CC__C_MIXCC		C_RESP_CC__C_MIXCC if C_RESP_CC feeded else ???
16	Cost Center	C_COSTCTR		C_RESP_CC if C_RESP_CC feeded else #
17	Site Restated	C_SITER	MP_CC	Use attribiute C_siter of 0plant If attribute is empty or no plant use 0COMP_CODE to search in DSO DPCOMPCD

Template of Budget flat file :

https://drive.google.com/file/d/1ZXrDbPIY5rZfbl3YsWGoAZhnJHRtGum_/view

aDSO has been created for get Budget data from AL11 folder:

- APCOCT12
- /exploit/BW/COSTA/budget_costa.csv

An event have been created for data loading in BW side:

- Z_EVT_START_PC_CT_BUDGET_01

Process chain is:

- PC_CT_BUDGET_01

Budget BW flow:

Costa - Budget Flat File loading	APCOCT12
RSDS DTS_BUDGET_FLOW_FF PC_FILE -> ADSO APCOCT12	0FK7IGQC8I2FJONE01I16EUED8XEXIY7
Data Transfer Processes	APCOCT12
DTS_BUDGET_FLOW_FF / PC_FILE -> APCOCT12	DTP_B1FNYSNDTRTQFHKC9NOTEN5RM
Costa Budget Flow	DTS_BUDGET_FLOW_FF

aDSO APCOCT12 is used in calculation view CV_FMCO_CO_CT_BUDGET_FLOW and get in left join several fields.

There are calculated columns in projection P_FORMAT:

Solvay.IA_FMCO.IA_FMCO_CO.IA_FMCO_CO_CT::CV_FMCO_CO_CT_BUDGET_FLOW WBV@WBV (CBIANCO) 1 Warning(s) found.

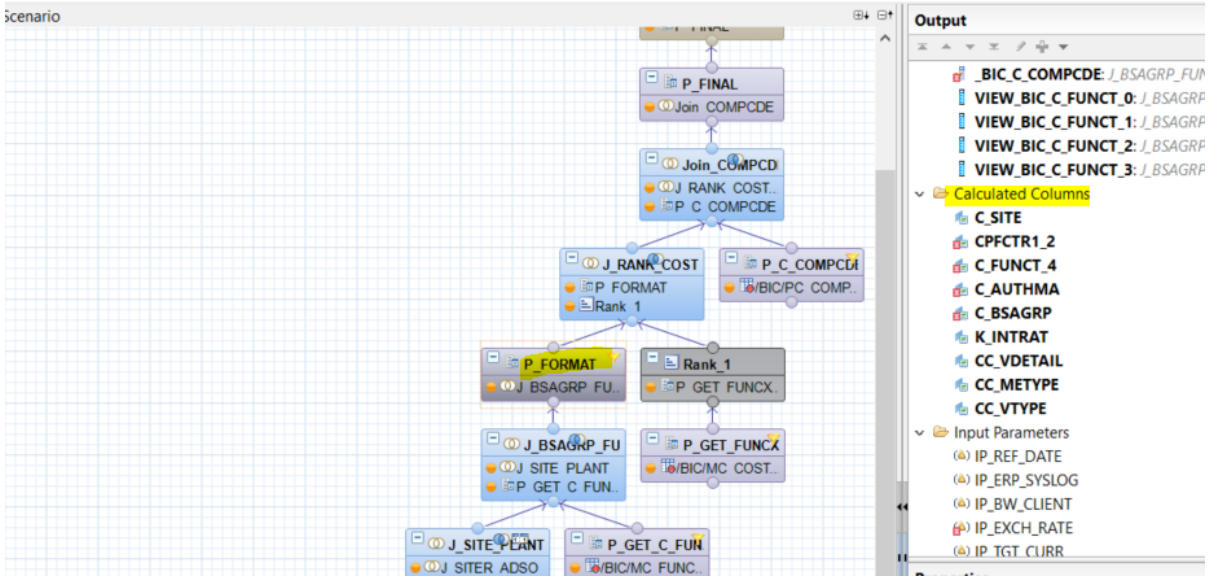

this calculation view is used in composite provider CPCOCT01.

IFRS16 FIAP lease Rhodia and Solvay

Goal is to get data in dso DBFIPA10 CAPEX Rhodia - FIAP Lease and DBFIPA11 CAPEX Solvay - FIAP Lease.

There are not specific program but there are calculation view with several left join to get several fields.

Needs column "V" and "W" of "Step 1 - Axis , Filters and authorization" excel file:

Step 1 - Axis , Filters and authorization

File Edit View Insert Format Data Tools Add-ons Help Last edit was 15 minutes ago

A4 | Main Filter

	A	B	V	W
1			IFRS16	
2		Technical Object		
3	Source		DBFIPA10 CAPEX Rhodia - FIAP Lease	DBFIPA11 CAPEX Solvay - FIAP Lease
4	Main Filter			
5				
6	Responsible Cost Center			
7	Controlling Area	CO_AREA	0CO_AREA	
8	Responsible CC	C_RESP_CC	Cost center du contrat (C_RECONTR__C_COSTCTR)	Cost center du contrat (C_RECONTR__C_COSTCTR) or logsys/co
9	Responsible CC - BFC GBU	C_RESP_CC__CPFCTR1_2	C_RESP_CC__CPFCTR1_2	
10	+ Hierarchy ZCBS Responsible CC - 1 Organisation Responsible CC - 2 Function Responsible CC - 3 Sub-function Grouping Responsible CC - 4 Sub-function	C_RESP_CC__C_FUNCT_0 C_RESP_CC__C_FUNCT_1 C_RESP_CC__C_FUNCT_2 C_RESP_CC__C_FUNCT_3 C_RESP_CC__C_FUNCT_4	C_RESP_CC__C_FUNCT_0 C_RESP_CC__C_FUNCT_1 C_RESP_CC__C_FUNCT_2 C_RESP_CC__C_FUNCT_3 C_RESP_CC__C_FUNCT_4	
11	Responsible CC - BSA group	C_RESP_CC__C_BSAGRP	C_RESP_CC__C_BSAGRP	
12	Responsible CC - Person Responsible (CCRESP)	C_RESP_CC__C_CCRESP	C_RESP_CC__C_CCRESP	
13	Responsible CC - Responsible Plant	C_RESP_CC__C_RPLANT	C_RESP_CC__C_RPLANT	
14	Responsible CC - Authorization scopce (c_authma)	C_RESP_CC__C_AUTHMA	C_RESP_CC__C_AUTHMA	
15	Responsible CC - Mixed Cost center	C_RESP_CC__C_MIXCC	C_RESP_CC__C_MIXCC	
16	Cost Center	C_COSTCTR	Cost center du contrat (C_RECONTR__C_COSTCTR)	
17	Site Restated	C_SITER	Use attribiute C_siter of 0plant If attribute is empty or no plant use 0COMP_CODE to search in DSO DP(	Use attribiute C_siter of 0plant If attribute is empty or no plant use 0COMP_CODE to search in DSC

dso are used in calculation view CV_FMCO_CO_CT_WCFI_LEASE_COMPO_RHODIA and CV_FMCO_CO_CT_WCFI_LEASE_COMPO_SOLVAY get in left join several fields.

Solvay.IA_FMCO.IA_FMCO_CO.IA_FMCO_CO_CT::CV_FMCO_CO_CT_WCFI_LEASE_COMPO_RHODIA WBV@WBV



Solvay.IA_FMCO.IA_FMCO_CO.IA_FMCO_CO_CT::CV_FMCO_CO_CT_WCFI_LEASE_COMPO_SOLVAY WBV@WBV



There are calculated columns in projection P_FORMAT:

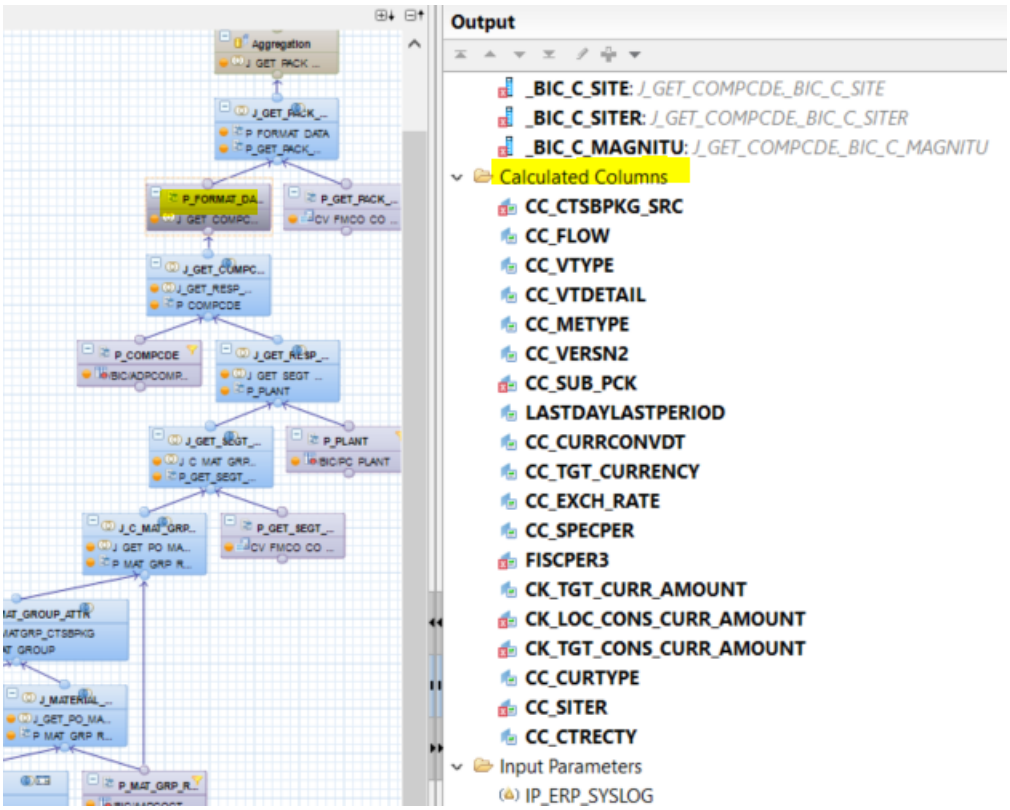

this calculation view is used in composite provider CPCOCT01.

Corrective Flow

Goal is to actual and quantity correction in COSTA flow.

Needs column "AD" of "Step 1 - Axis , Filters and authorization" excel file:

Step 1 - Axis , Filters and authorization

File Edit View Insert Format Data Tools Add-ons Help Last edit was 8 minutes ago

A4 | Main Filter

	A	B	AC	AD
1				CORRECTIVE FLOW
2		Technical Object		APCOCT07
13	Responsible CC - Responsible Plant	C_RESP_CC__C_RPLANT		C_RESP_CC__C_RPLANT
14	Responsible CC - Authorization scopce (c_authma)	C_RESP_CC__C_AUTHMA		C_RESP_CC__C_AUTHMA
15	Responsible CC - Mixed Cost center	C_RESP_CC__C_MIXCC		C_RESP_CC__C_MIXCC
16	Cost Center	C_COSTCTR		C_COSTCTR
17	Site Restated	C_SITER	tribute bute is	Use attribiute C_siter of 0plant If attribute is empty or no plant use 0CO
18	COST ELEMENT			
19	Cost Element	0COSTELMNT		0COSTELMNT
20	Cost Element - Fixed cost Group xx (cost element hierarchy)	0COSTELMNT__C_CELTHF1 0COSTELMNT__C_CELTHF2 0COSTELMNT__C_CELTHF3 0COSTELMNT__C_CELTHF4		0COSTELMNT__C_CELTHF1 0COSTELMNT__C_CELTHF2 0COSTELMNT__C_CELTHF3 0COSTELMNT__C_CELTHF4
21	Cost Element - Category	0COSTELMNT__0CSTELMNTYP		0COSTELMNT__0CSTELMNTYP
22	Cost Element-Variable Cost Element	0COSTELMNT__C_VRCOSTL		0COSTELMNT__C_VRCOSTL
23	Company Code			
24	Company code	C_COMPCDE		Company Code Of the Orgin Object (see
25	Company code - Methode de conso	C_COMPCDE__C_CSMETH		C_COMPCDE__C_CSMETH
26	Company code - PRS Compnay Code	C_COMPCDE__C_COMPPRS		C_COMPCDE__C_COMPPRS
27	Company code - Country	C_COMPCDE__0COUNTRY		C_COMPCDE__0COUNTRY
28	Company code - Geography / Zone	C_COMPCDE__C_ZONE		C_COMPCDE__C_ZONE

Template of file for program ZBW_CORR_FLOW (transaction ZBW_COR_COSTA):

https://drive.google.com/file/d/1uqEi9r36N6ok6n2n3ob3AflXuSBJfvRp/view

Loading is made in program ZBW_CORR_FLOW and download in AL11 directory with csv file:

- /exploit/BW/COSTA/CORR/corr_costa.csv

aDSO have been created:

- APCOCT07

No event have been created for data loading in BW side:

- loading is made on demand

Process chain is:

- PC_CT_CORREC_01

<u>Budget BW flow:</u>

Corrective FLOW	APCOCT07
RSDS DTS_CORRECTIVE_FLOW_FF PC_FILE -> ADSO APCOC	0SFSLK98JRFO4QLCZ579012ANHCT8P8Z
Corrective Flow	DTS_CORRECTIVE_FLOW_FF
Data Transfer Processes	APCOCT07
DTS_CORRECTIVE_FLOW_FF / PC_FILE -> APCOCT07 Ful	DTP_B1FNYSNDTRTOOV4L79B3XSAOT
Corrective Flow	DTS_CORRECTIVE_FLOW_FF

aDSO APCOCT07 is used in calculation view CV_FMCO_CO_CT_CORR_FLOW and get in left join several fields.

There are calculated columns in projection P_FORMAT:

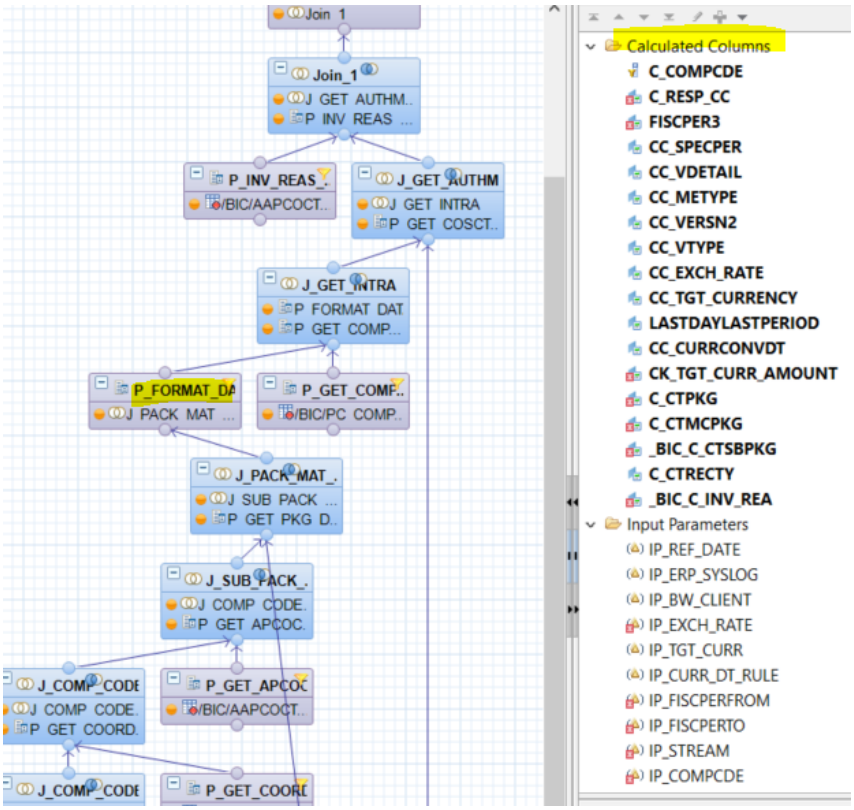

Calculated Columns
- C_COMPCDE
- C_RESP_CC
- FISCPER3
- CC_SPECPER
- CC_VDETAIL
- CC_METYPE
- CC_VERSN2
- CC_VTYPE
- CC_EXCH_RATE
- CC_TGT_CURRENCY
- LASTDAYLASTPERIOD
- CC_CURRCONVDT
- CK_TGT_CURR_AMOUNT
- C_CTPKG
- C_CTMCPKG
- _BIC_C_CTSBPKG
- C_CTRECTY
- _BIC_C_INV_REA

Input Parameters
- IP_REF_DATE
- IP_ERP_SYSLOG
- IP_BW_CLIENT
- IP_EXCH_RATE
- IP_TGT_CURR
- IP_CURR_DT_RULE
- IP_FISCPERFROM
- IP_FISCPERTO
- IP_STREAM
- IP_COMPCDE

Solvay.IA_FMCO.IA_FMCO_CO.IA_FMCO_CO_CT::CV_FMCO_CO_CT_CORR_FLOW

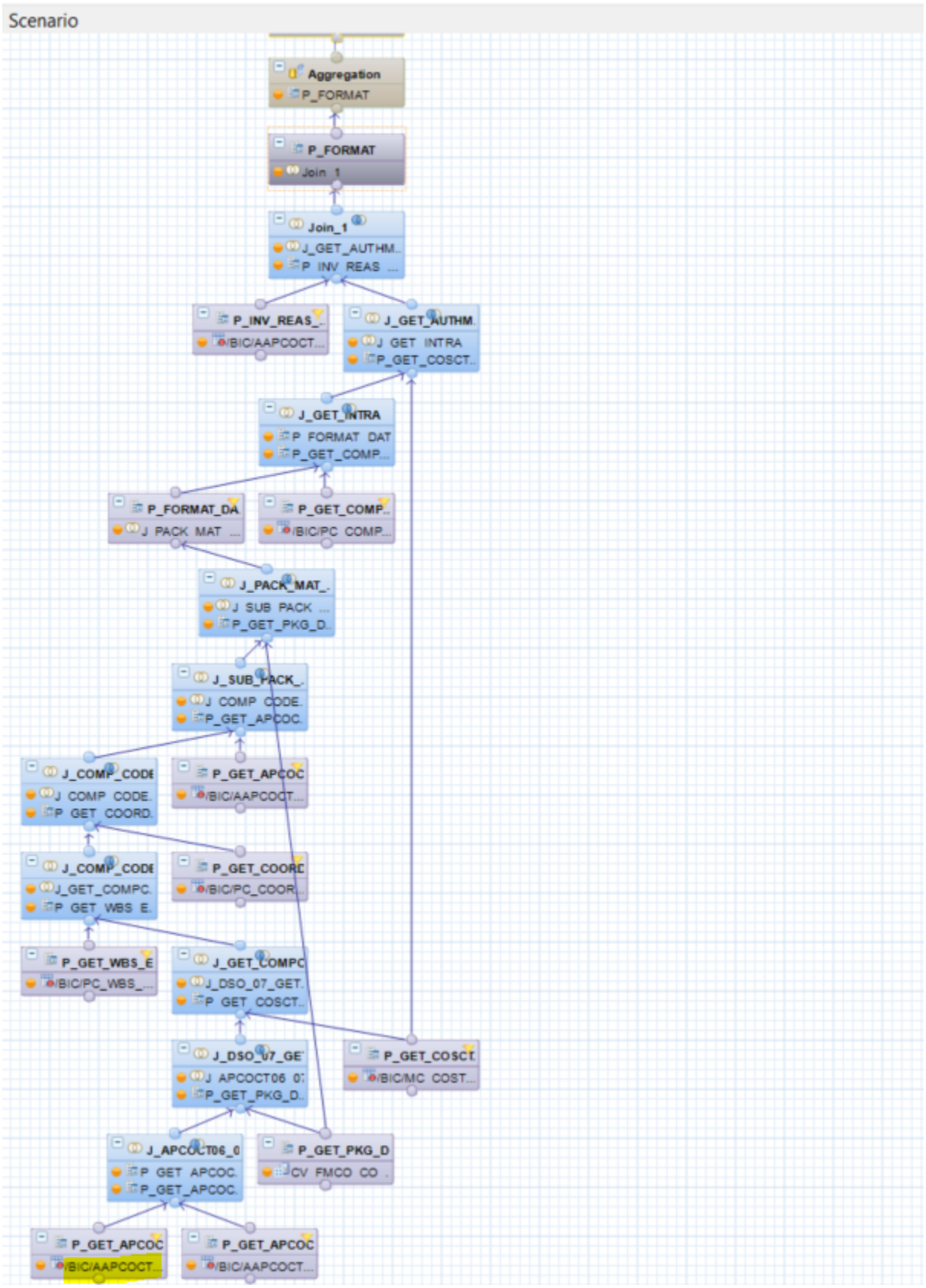

this calculation view is used in composite provider CPCOCT01.

PCARD flow

Goal identify with a flag all CO document (at header level) link to PCARD Flow(COOM flow Solvay and Rhodia).

PCARD GL Account is put in table C_GLBFILT for determine relative CO document GL Account for PCARD, GL Account can be changed :

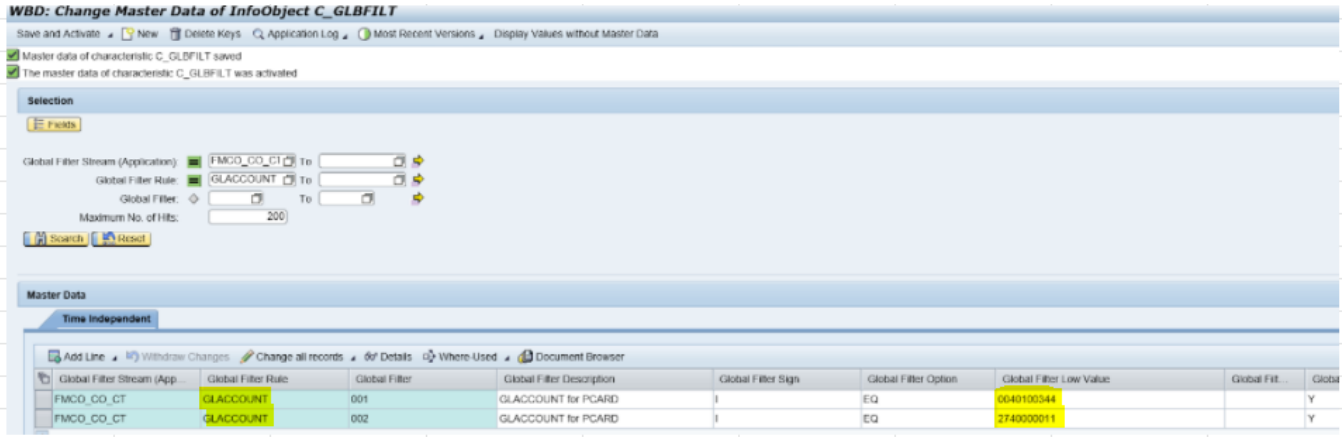

There are 2 HANA views, CV_FMCO_CO_CT_COOM_SOLVAY and CV_FMCO_CO_CT_COOM_RHODIA for determine PCARD flag:

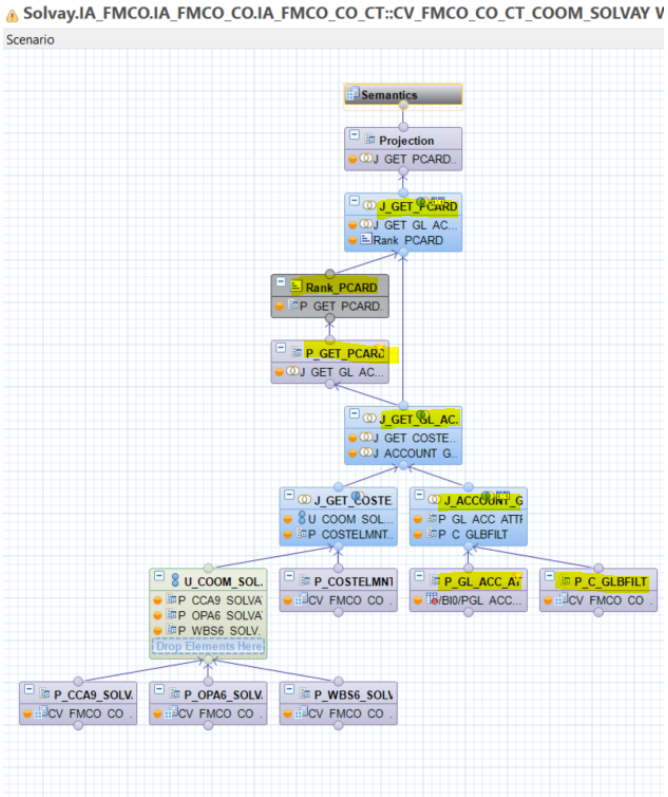

Networks substitution by WBS

Goal Before Origin/Destination Process replace the partner Object for 0NWA posting by WBS object.

Only for PF1 Solvay

For do this datasource have been used:

- 0ACTIVITY_ATTR
- 0NETWORK_ATTR

2 master data have been created:

- C_NETACT compounding 0LOGSYS & C_NETWORK
- C_NETWORK compounding 0LOGSYS

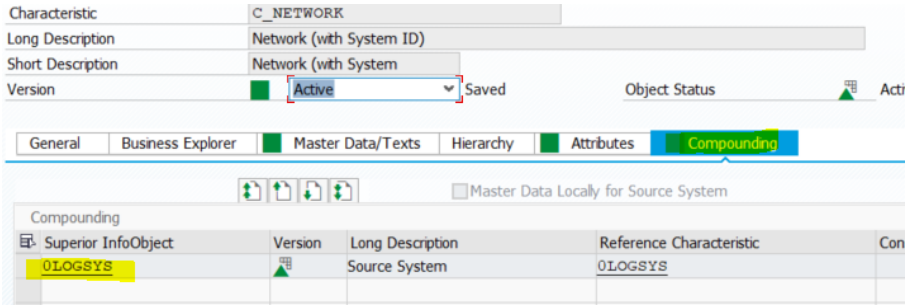

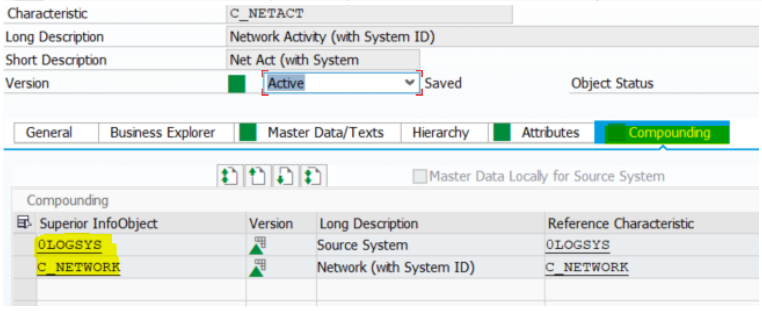

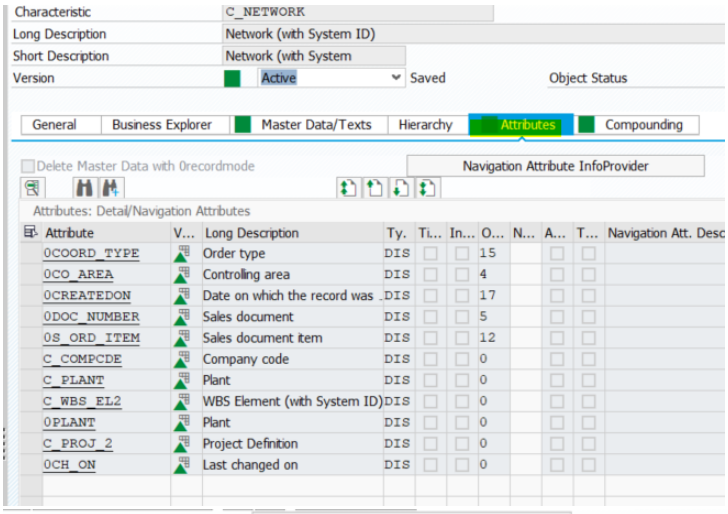

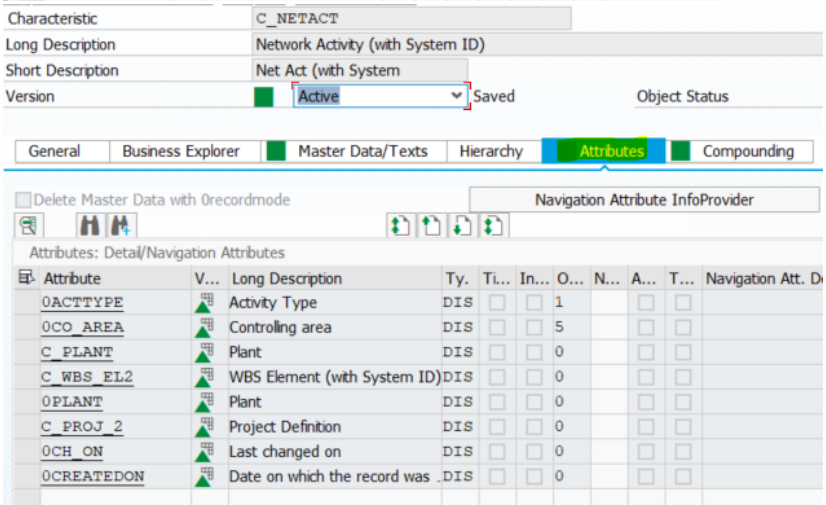

DTP's have been created on ODP.

Transformation's are on direct mapping without trasnformation rules.

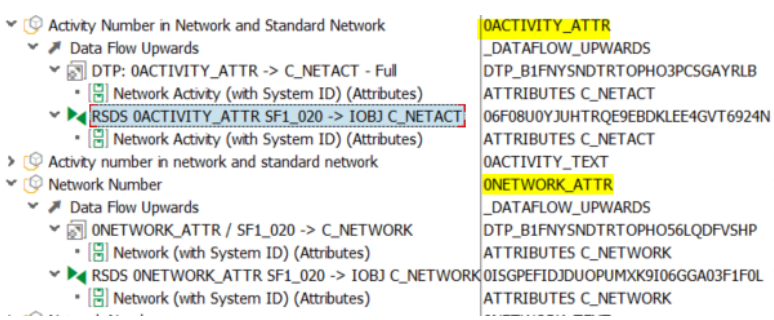

Loading has been made in process chain PC_CT_MD_01 (daily loading)

Impacted HANA views:

- CV_FMCO_CO_CT_DEST_R0_CCA_SOLVAY
- CV_FMCO_CO_CT_DEST_CCA_TO_WBS_SOLVAY



Left join has been made between source table ODS6CCA9 and master data(MD) C_NETACT join on:

- (SOURCE) LOGSYS = (MD) LOGSYS
- (SOURCE) PIOVALUE = (MD) CC_PIOVALUE_MD
- (SOURCE) PIOBJSV = (MD) CC_PIOBJSV_MD

PIOVALUE network value

PIOBJSV type of partner (here 0NWA)

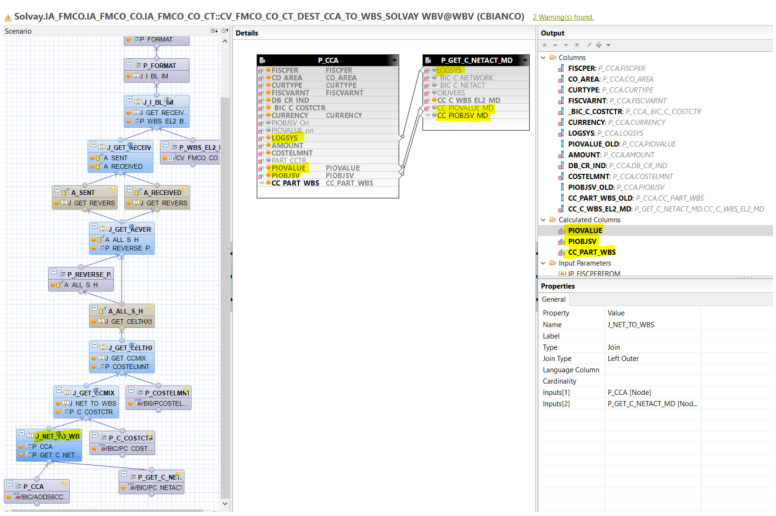

Substitution have been made (0NWA "Network" 0POS "WBS") if in source (ODS6CCA9) PIOBJSV = "0NWA" and DB_CR_IND =" H"

Calculated columns for J_NET_TO_WBS node of view:

View Calculated Column

Calculated columns are used to derive some meaningful information in the form of columns, from existing columns.

Name:* PIOVALUE

Data Type: NVARCHAR Length: 28 Scale:

Expression

Expression Editor

Validate Syntax Language: Column Engine

```
IF(("CC_C_WBS_EL2_MD" != '' and "PIOBJSV_OLD" = '0NWA' and "DB_CR_IND" =
'H'),"CC_C_WBS_EL2_MD","PIOVALUE_OLD")
```

View Calculated Column

Calculated columns are used to derive some meaningful information in the form of columns, from existing columns.

Name:* PIOBJSV

Data Type: NVARCHAR Length: 4 Scale:

Expression

Expression Editor

Validate Syntax Language: Column Engine

```
IF(("CC_C_WBS_EL2_MD" != '' and "PIOBJSV_OLD" = '0NWA' and "DB_CR_IND" =
'H'),'0POS',"PIOBJSV_OLD")
```

View Calculated Column

Calculated columns are used to derive some meaningful information in the form of columns, from existing columns.

Name:* CC_PART_WBS

Data Type: NVARCHAR Length: 24 Scale:

Expression

Expression Editor

Validate Syntax Language: Column Engin

```
IF(("CC_C_WBS_EL2_MD" != '' and "PIOBJSV_OLD" = '0NWA' and "DB_CR_IND" =
'H'),"CC_C_WBS_EL2_MD","CC_PART_WBS_OLD")
```

get only PIOBJSV = 0NWA of source table if match with LOGSYS and PIOVALUE(network value) get WBS from C_NETACT and put 0POS for PIOBJSV

Result after join with C_NETACT:

PIOBJSV_OLD	CC_PART_WBS_OLD	CC_C_WBS_EL2_MD	PIOVALUE	PIOBJSV	CC_PART_WBS
0NWA	6018250 0010	NHA.PX400.ISAO	NHA.PX400.IS...	0POS	NHA.PX400.ISAO
0NWA	6018250 0010	NHA.PX400.ISAO	NHA.PX400.IS...	0POS	NHA.PX400.ISAO
0NWA	6018620 0010	NHA.PX422.ISAL-R	NHA.PX422.IS...	0POS	NHA.PX422.ISAL-R
0NWA	6018620 0010	NHA.PX422.ISAL-R	NHA.PX422.IS...	0POS	NHA.PX422.ISAL-R
0NWA	6018620 0010	NHA.PX422.ISAL-R	NHA.PX422.IS...	0POS	NHA.PX422.ISAL-R
0NWA	6018620 0010	NHA.PX422.ISAL-R	NHA.PX422.IS...	0POS	NHA.PX422.ISAL-R
0NWA	6018620 0010	NHA.PX422.ISAL-R	NHA.PX422.IS...	0POS	NHA.PX422.ISAL-R
0NWA	6018620 0010	NHA.PX422.ISAL-R	NHA.PX422.IS...	0POS	NHA.PX422.ISAL-R
0NWA	6018620 0010	NHA.PX422.ISAL-R	NHA.PX422.IS...	0POS	NHA.PX422.ISAL-R
0NWA	6018620 0010	NHA.PX422.ISAL-R	NHA.PX422.IS...	0POS	NHA.PX422.ISAL-R
0NWA	6018620 0010	NHA.PX422.ISAL-R	NHA.PX422.IS...	0POS	NHA.PX422.ISAL-R
0NWA	6018620 0010	NHA.PX422.ISAL-R	NHA.PX422.IS...	0POS	NHA.PX422.ISAL-R
0NWA	6018620 0010	NHA.PX422.ISAL-R	NHA.PX422.IS...	0POS	NHA.PX422.ISAL-R
0NWA	6018901 0010	NHA.PX615.ISAO	NHA.PX615.IS...	0POS	NHA.PX615.ISAO

Result before join with C_NETACT:

PIOBJSV_Ori	PIOVALUE_ori	LOGSYS	AMOUNT	COSTELMNT	PART_CCTR	PIOVALUE	PIOBJSV	CC_PART_WBS
0NWA	6018620 0010	SF1_020	-556	9161000022		6018620 0010	0NWA	6018620 0010
0NWA	6018620 0010	SF1_020	-556	9161000022		6018620 0010	0NWA	6018620 0010
0NWA	6018620 0010	SF1_020	-556	9161000022		6018620 0010	0NWA	6018620 0010
0NWA	6018620 0010	SF1_020	-556	9161000022		6018620 0010	0NWA	6018620 0010
0NWA	6018620 0010	SF1_020	-556	9161000022		6018620 0010	0NWA	6018620 0010
0NWA	6018620 0010	SF1_020	-556	9161000022		6018620 0010	0NWA	6018620 0010
0NWA	6018620 0010	SF1_020	-556	9161000022		6018620 0010	0NWA	6018620 0010
0NWA	6018620 0010	SF1_020	-556	9161000022		6018620 0010	0NWA	6018620 0010
0NWA	6018620 0010	SF1_020	-556	9161000022		6018620 0010	0NWA	6018620 0010
0NWA	6018620 0010	SF1_020	-556	9161000022		6018620 0010	0NWA	6018620 0010
0NWA	6018620 0010	SF1_020	-556	9161000022		6018620 0010	0NWA	6018620 0010
0NWA	6018620 0010	SF1_020	-397,04	9161000022		6018620 0010	0NWA	6018620 0010
0NWA	6018620 0010	SF1_020	-397,04	9161000022		6018620 0010	0NWA	6018620 0010
0NWA	6018620 0010	SF1_020	-397,04	9161000022		6018620 0010	0NWA	6018620 0010
0NWA	6018620 0010	SF1_020	-397,04	9161000022		6018620 0010	0NWA	6018620 0010

Default Responsible Cost Center

Goal is to determine Responsible Cost Center with complex condition for CO-PA and FI flow.

This complex condition has been translated into technico-functional algorithm:

ALGO	Mécanisme de priorité	
0	GBU/Cost Package/Controlling Aera/Company/BFC activity1	PLANT VIDE DANS LA TABLE EXCEPTION
1	GBU/Cost Package/Controlling Aera/Company	PLANT VIDE DANS LA TABLE EXCEPTION
2	GBU/Cost Macro Package/Controlling Aera/Plant	COMPANY VIDE DANS LA TABLE EXCEPTION
3	GBU/Controlling Aera/Plant	COMPANY /ALL PACKAGE VIDES DANS LA TABLE EXCEPTION
4	GBU/Macro Cost Package/Controlling Aera/Company	PLANT VIDE DANS LA TABLE EXCEPTION
5	GBU/Controlling Aera/Company	PLANT /ALL PACKAGE VIDES DANS LA TABLE EXCEPTION
6	"**GBU**&NC_RCC"	

Datasource with AL11 file link:

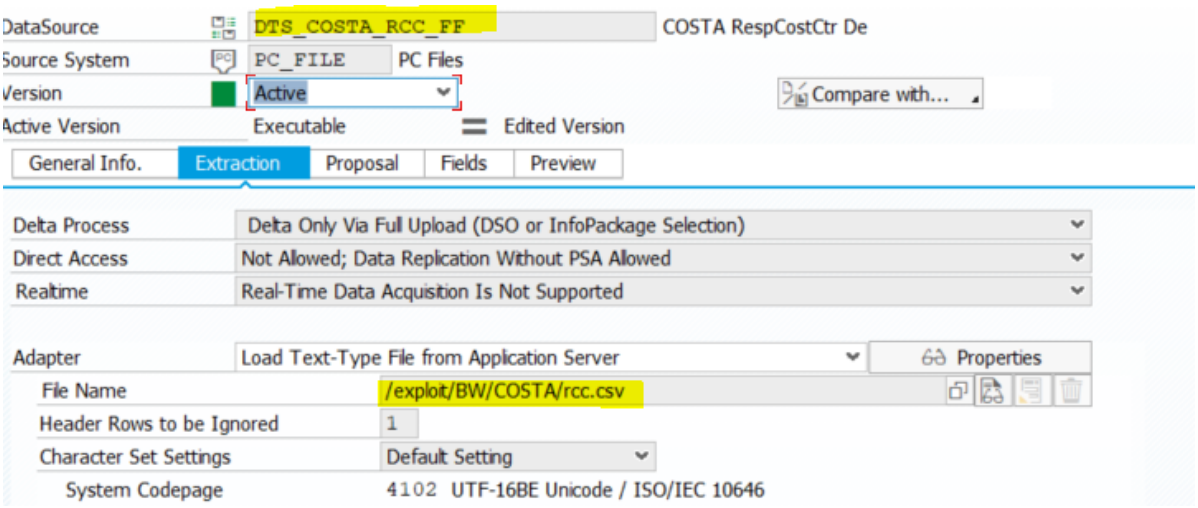

File has been created and downloaded with program **ZBW_COSTA_RCC** (template https://drive.google.com/file/d/1o5MW7CEJXh1W-xmpaodjGTMY9njI9ZSF/view) and AL11 file data it's loaded in aDSO **APCOCT15** with process chain **PC_CT_RCC_01.**

<u>Impacted HANA Views:</u>

- CV_FMCO_CO_CT_COPA_COMPO_RHODIA
- CV_FMCO_CO_CT_COPA_COMPO_SOLVAY
- CV_FMCO_CO_CT_FI_COMPO_RHODIA
- CV_FMCO_CO_CT_FI_COMPO_SOLVAY

Example with HANA View CV_FMCO_CO_CT_COPA_COMPO_RHODIA (same development for others HANA Views)

:

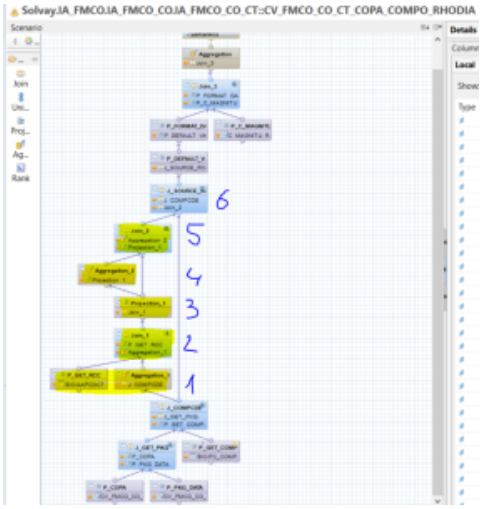

For determine "Responsible Cost Center" there are 6 steps:

<u>Step 1:</u>

- Get aDSO(APCOCT15) with uploaded data with program **ZBW_COSTA_RCC**
- Aggregation node with source data only with fields of aDSO:

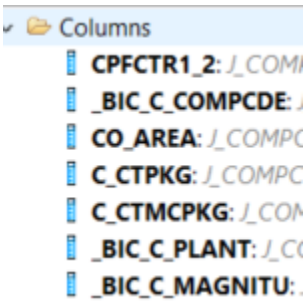

Step 2:

- inner join with 2 nodes on CO_AREA and CPFCTR1_2 (GBU) because GBU and CO_AREA are always in condition.

0	GBU/Cost Package/Controlling Aera/Company/BFC activity1
1	GBU/Cost Package/Controlling Aera/Company
2	GBU/Cost Macro Package/Controlling Aera/Plant
3	GBU/Controlling Aera/Plant
4	GBU/Macro Cost Package/Controlling Aera/Company
5	GBU/Controlling Aera/Company
6	"GBU&NC_RCC"

Step 3:

- Responsible Cost Center determination with complex condition with priority indicator creation 1 to 7

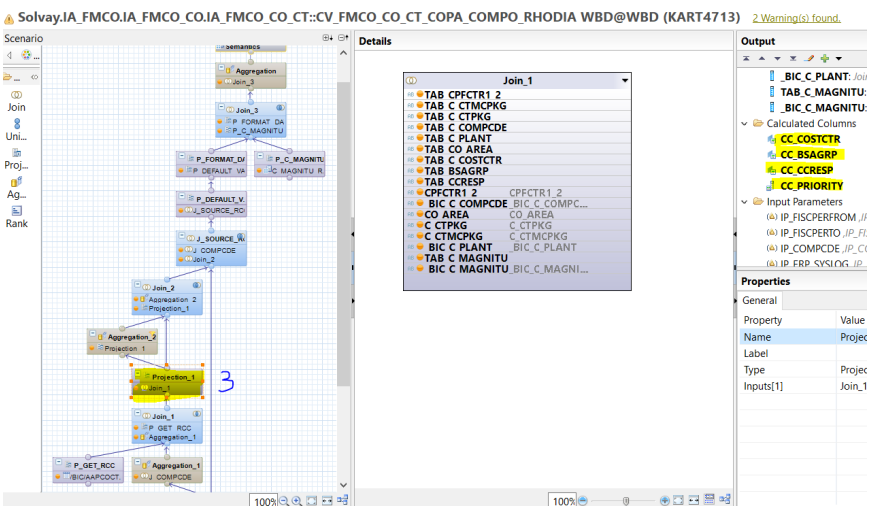

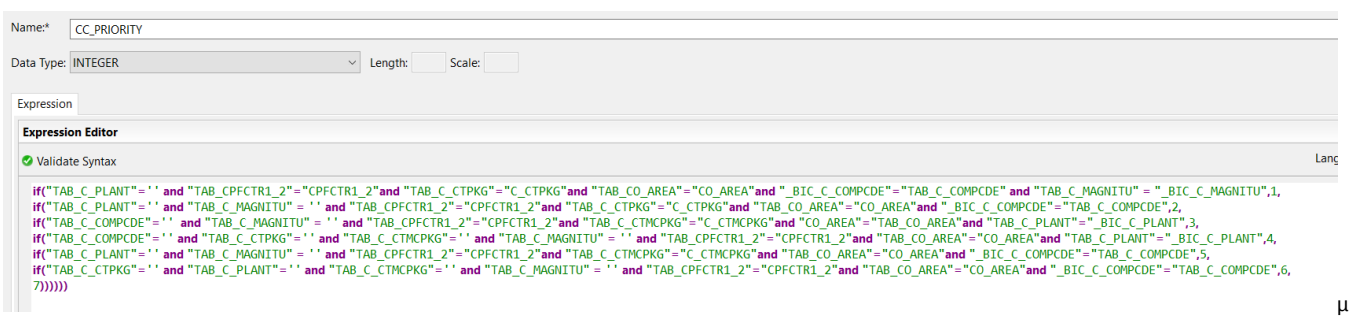

µ

Step 4:

- Aggregation node for get min of PRIORITY field (if i have 1 and 4 indicator for same keys i priorize indicator 1 not 4)
- without cost center and attributs fields

Before aggregation:

_BIC_C_COMPC...	CO_AREA	C_CTPKG	C_CTMCPKG	_BIC_C_PLANT	C_MATPNT3__CPFCTR1_2	_BIC_C_MAGNITU	CC_COSTCTR	CC_BSAGRP	CC_CCRESP	CC_PRIORITY
5782	CHEF			MJS	SP	0010	4G10400000		50026590	2
5835	CHEF			RCF	SP	0046	B71260003X		FORTUNATO	5
5782	CHEF	P10027	P00005	MJS	SP	0010	4G10400000		50026590	6
5835	CHEF	P10031	P00005	SMF	SP	0049	B71260003X		FORTUNATO	2
4060	CHEF	P10050	P00008	BWF	CH	CH33	2Y11300000		50033074	5
5835	CHEF	P10050	P00008	SMF	SP	0049	1N18100004		Z.HADDAD	3
5835	CHEF	P10050	P00008	SMF	SP	0049	B711604793		50032720	1
5835	CHEF	P10050	P00008	6006	SP	0049	B711604793		50032720	1
5835	CHEF	P10050	P00008	6006	SP	0049	1N18100009		Z.HADDAD	4
4060	CHEF	P10051	P00008	BWF	CH	CH33	2Y11300000		50033074	5
5835	CHEF	P10051	P00008	SMF	SP	0049	1N18100004		Z.HADDAD	3
4060	CHEF	P10053	P00008	BWF	CH	CH33	2Y11300000		50033074	5
5835	CHEF	P10053	P00008	SMF	SP	0049	1N18100004		Z.HADDAD	3
5835	CHEF	P10054	P00008	SMF	SP	0049	1N18100004		Z.HADDAD	3
5835	CHEF	P10054	P00008	6006	SP	0049	1N18100009		Z.HADDAD	4
4060	CHEF	P10055	P00008	BWF	CH	CH33	2Y11300000		50033074	5
5835	CHEF	P10055	P00008	6006	SP	0049	1N18100009		Z.HADDAD	4
5782	CHEF	P19999	P09999	53ND	SP	0010	4G10400000		50026590	6
5782	CHEF	P19999	P09999	MJS	SP	0010	4G10400000		50026590	6
5782	CHEF	P19999	P09999	THF	SP	0049	4G10400000		50026590	6
5782	CHEF	P19999	P09999	53KD	SP	0010	4G10400000		50026590	6
5782	CHEF	P19999	P09999	5D30	SP	0010	4G10400000		50026590	6
5782	CHEF	P19999	P09999	AQS	SP	0010	4G10400000		50026590	6
5835	CHEF	P19999	P09999	6006	SP	0049	1N18100009		Z.HADDAD	4

CC_COSTCTR
≠ NC_RCC

After aggregation:

Analysis | Distinct values | Raw Data

Filter patte... | 22 rows retrieved - 1 sec, 935 ms

_BIC_C_COMPCDE	CO_AREA	C_CTPKG	C_CTMCPKG	_BIC_C_PLANT	C_MATPNT3__CPFCTR1_2	_BIC_C_MAGNITU	CC_PRIORITY
5782	CHEF			MJS	SP	0010	2
5835	CHEF			RCF	SP	0046	5
5782	CHEF	P10027	P00005	MJS	SP	0010	6
5835	CHEF	P10031	P00005	SMF	SP	0049	2
5835	CHEF	P10050	P00008	SMF	SP	0049	1
5835	CHEF	P10050	P00008	6006	SP	0049	1
4060	CHEF	P10050	P00008	BWF	CH	CH33	5
5835	CHEF	P10051	P00008	SMF	SP	0049	3
4060	CHEF	P10051	P00008	BWF	CH	CH33	5
4060	CHEF	P10053	P00008	BWF	CH	CH33	5
5835	CHEF	P10053	P00008	SMF	SP	0049	3
5835	CHEF	P10054	P00008	6006	SP	0049	4
5835	CHEF	P10054	P00008	SMF	SP	0049	3
4060	CHEF	P10055	P00008	BWF	CH	CH33	5
5835	CHEF	P10055	P00008	6006	SP	0049	4
5782	CHEF	P19999	P09999	AQS	SP	0010	6
5835	CHEF	P19999	P09999	6006	SP	0049	4
5782	CHEF	P19999	P09999	53KD	SP	0010	6
5782	CHEF	P19999	P09999	53ND	SP	0010	6
5782	CHEF	P19999	P09999	5D30	SP	0010	6
5782	CHEF	P19999	P09999	THF	SP	0049	6
5782	CHEF	P19999	P09999	MJS	SP	0010	6

Step 5:

- Get coster and attributs fileds with left join

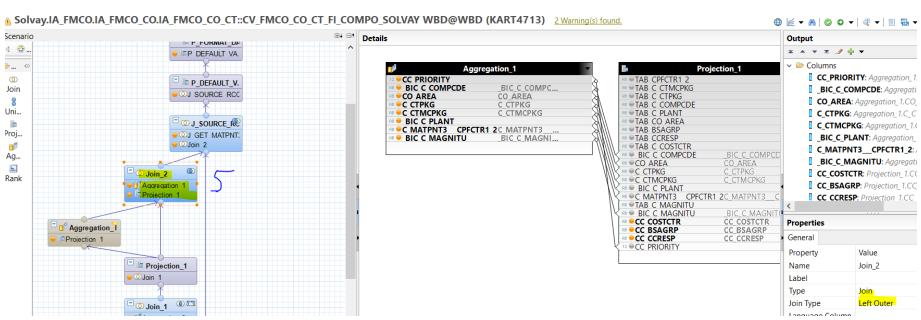

Step 6:

- left join with source data and step 5 node and get all others source data

Granularity it's the same between source node and semantics nodes

Result:

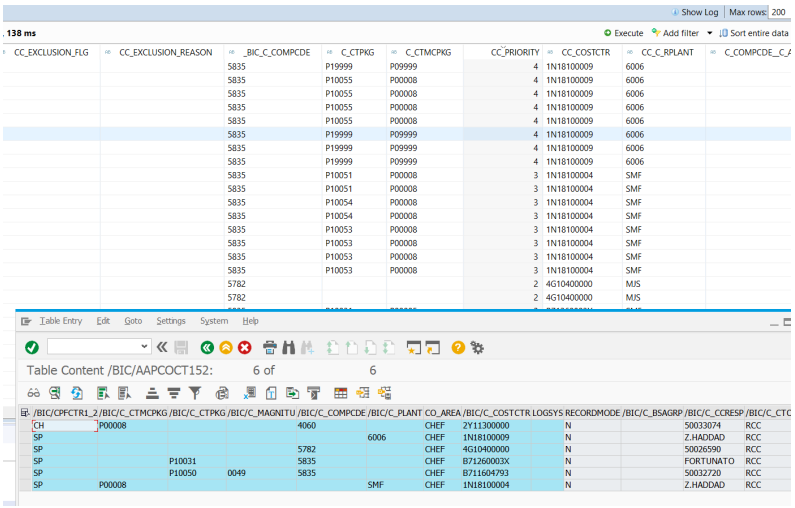

CC_EXCLUSION_FLG	CC_EXCLUSION_REASON	_BIC_C_COMPCDE	C_CTPKG	C_CTMCPKG	CC_PRIORITY	CC_COSTCTR	CC_C_RPLANT	C_COMPCDE_C_A
		5835	P19999	P09999	4	1N18100009	6006	
		5835	P10055	P00008	4	1N18100009	6006	
		5835	P10055	P00008	4	1N18100009	6006	
		5835	P10055	P00008	4	1N18100009	6006	
		5835	P10055	P00008	4	1N18100009	6006	
		5835	P19999	P09999	4	1N18100009	6006	
		5835	P19999	P09999	4	1N18100009	6006	
		5835	P19999	P09999	4	1N18100009	6006	
		5835	P10051	P00008	3	1N18100004	SMF	
		5835	P10051	P00008	3	1N18100004	SMF	
		5835	P10054	P00008	3	1N18100004	SMF	
		5835	P10054	P00008	3	1N18100004	SMF	
		5835	P10053	P00008	3	1N18100004	SMF	
		5835	P10053	P00008	3	1N18100004	SMF	
		5835	P10053	P00008	3	1N18100004	SMF	
		5835	P10053	P00008	3	1N18100004	SMF	
		5782			2	4G10400000	MJS	
		5782			2	4G10400000	MJS	

Table Content /BIC/AAPCOCT152: 6 of 6

/BIC/CPFCTR1_2	/BIC/C_CTMCPKG	/BIC/C_CTPKG	/BIC/C_MAGNITU	/BIC/C_COMPCDE	/BIC/C_PLANT	CO_AREA	/BIC/C_COSTCTR	LOGSYS	RECORDMODE	/BIC/C_BSAGRP	/BIC/C_CCRESP	/BIC/C_CTC
CH	P00008		4060			CHEF	2Y11300000		N	50033074	RCC	
SP				6006		CHEF	1N18100009		N	Z.HADDAD	RCC	
SP			5782			CHEF	4G10400000		N	50026590	RCC	
SP		P10031	5835			CHEF	B71260003X		N	FORTUNATO	RCC	
SP		P10050	5835			CHEF	B71160479 3		N	50032720	RCC	
SP	P00008				SMF	CHEF	1N18100004		N	Z.HADDAD	RCC	

GBU Billing

Goal is to get user fields in table PRPS in ERP side:

- ZZ_LANDCSAPE : Partner CO Object Landscape (can be different of syslog)
- ZZ_CO_ACC_ASGN_TYPE : Acc Asgn Type (type for WBS = 'PR', ORDER = 'OR', COST = 'KS')
- ZZ_CO_ACC_ASGN : WBS, ORDER, COST

Data source are PF1 and WP1:

- ZZ_PRPS_USER_FIELDS : all fields of PRPS have been retrieved.

BW side:

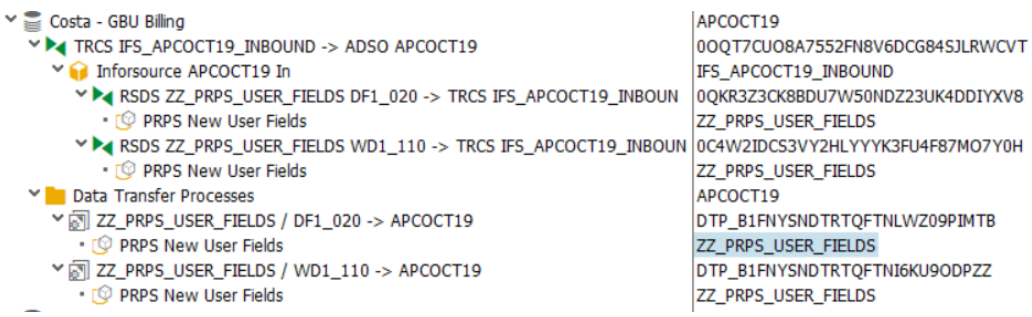

There are 2 datasource 1 for PF1 and 1 for WP1.

There are 2 transformation 1 for PF1 and 1 for WP1.

There are 2 dtp 1 for PF1 and 1 for WP1.

There is 1 infosource (1 transformation) for process 2 flow

aDSO APCOCT19

Rules:

In 2 transformation (PF1 and WP1) i populate:

- C_WBSBILL : with type ZZ_CO_ACC_ASGN_TYPE = 'PR' and put ZZ_CO_ACC_ASGN (conversion exit have been made)

- C_COCBILL : with type ZZ_CO_ACC_ASGN_TYPE = 'KS' and put ZZ_CO_ACC_ASGN
- C_ORDBILL : with type ZZ_CO_ACC_ASGN_TYPE = 'OR' and put ZZ_CO_ACC_ASGN

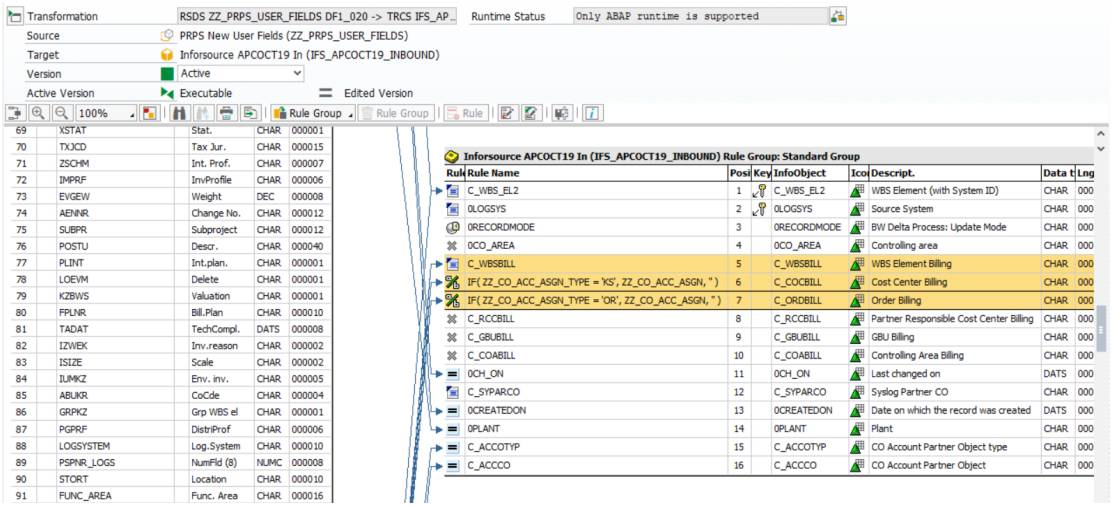

Infosource:

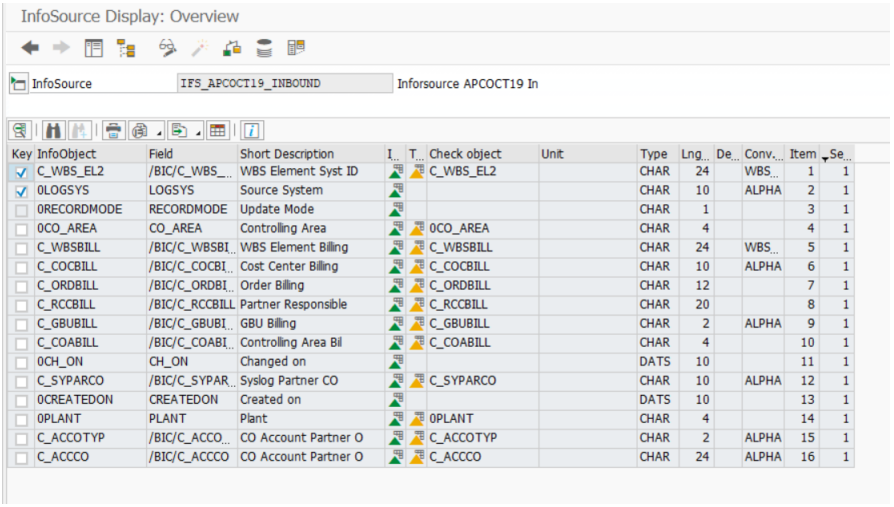

in infosource transformation a process have been made for populate fields C_RCCBILL, C_GBUBILL, C_COABILL for WP1 and PF1 together.

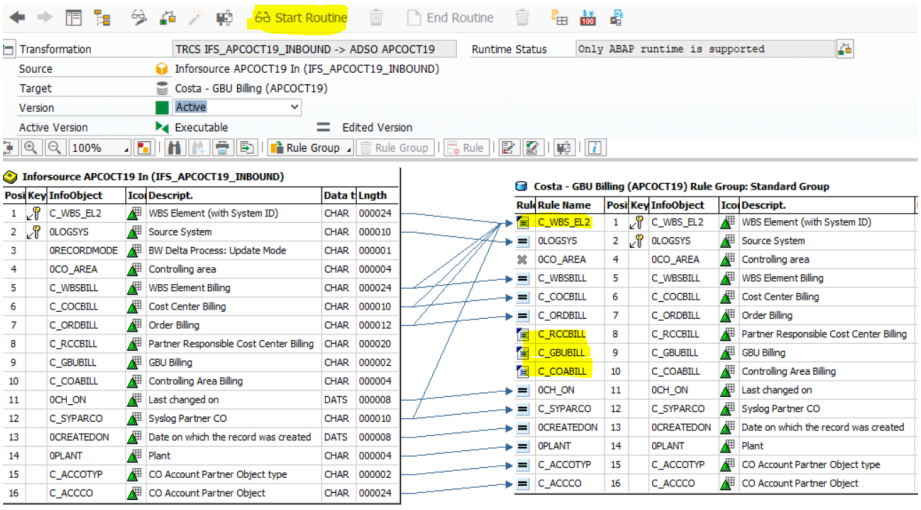

3 select has been made in start routine:

- /bic/mc_costctr
- /bic/mc_coorder
- /bic/Pc_wbs_el2

Read table has been made in C_WBS_EL2 target field and used in appropriate fields.

Loading has been made in daily PC_CT_MD_01 procces chain.

Table Content /BIC/AAPCOCT192: 19 of 19

/BIC/C_WBS_EL2	LOGSYS	RECORDMODE	CO_AREA	/BIC/C_WBSBILL	/BIC/C_COCBILL	/BIC/C_ORDBILL	/BIC/C_RCCBILL	/BIC/C_GBUBILL	/BIC/C_COABILL	CH_ON	/BIC/C_SYPARCO	CREATEDON	PLANT	/BIC/C_ACCOTYP	/BIC/C_ACCCO
E04274NBTO	WD1_110	N								27.08.2020	DF1_020	13.08.2020	7822		
E08090NBTO1	WD1_110	N								15.10.2020	WD1_110	12.08.2020	7851		
E38652GAZ.CARGILL.A	WD1_110	N			7418-9991					16.06.2021	DF1_020	27.08.2020	7584	KS	7418-9991
I00192CBCB111	WD1_110	N			7728-5991					20.05.2021	DF1_020	20.05.2021	8918	KS	7728-5991
I04274CBEX74249-01	WD1_110	N			0249-5715					02.11.2020	DF1_020	02.11.2020	7925	KS	0249-5715
I07723CBCBWTMX01	WD1_110	N								12.04.2021	DF1_020	12.04.2021	8356		
I08090CBCB0ZFR3 SERVICES	WD1_110	N								03.06.2020	DF1_020	21.05.2020	7851	KS	
I08090CBCBZFR3D_SERV01	WD1_110	N			7682-1050					31.07.2020	DF1_020	16.06.2020	7851	KS	7682-1050
I08090CBCBZFR3D_SERV02	WD1_110	N			4S14110000					17.06.2020	WD1_110	16.06.2020	7851	KS	4S14110000
I08090CBCBZFR3E_SERV01	WD1_110	N			7682-1050					31.07.2020	DF1_020	17.06.2020	7851	KS	7682-1050
I08090CBCBZFR3E_SERV02	WD1_110	N			7682-1050					31.07.2020	DF1_020	17.06.2020	7851	KS	7682-1050
I08090CBCBZFR3E_SERV03	WD1_110	N			7682-1050					31.07.2020	DF1_020	31.07.2020	7851	KS	7682-1050
I38652GYUT00001-GAZ01	WD1_110	N			SM162IFR00					12.10.2020	WD1_110	07.08.2020	7584	KS	SM162IFR00
I38652GYUT00001-LGI01	WD1_110	N			SM162IFR00						WD1_110	14.10.2020	7584	KS	SM162IFR00
I38652GYUT04274-GAZ00001	WD1_110	N			7682-1050					26.05.2020	DF1_020	25.05.2020	7584	KS	7682-1050
I38652GYUT04274-GAZ00002	WD1_110	N			7682-1050					12.10.2020	DF1_020	13.08.2020	7584	KS	7682-1050
I38652GYUT04274-LGI01	WD1_110	N			7682-1050						DF1_020	14.10.2020	7584	KS	7682-1050
I38652GYUT04274-LGI03	WD1_110	N			7682-1050						DF1_020	27.10.2020	7584	KS	7682-1050
TEST_ZCES_WBS	WD1_110	N			4S14110000					31.07.2020	WD1_110	19.05.2020	7851	KS	4S14110000

Snapshots for Control Check

Composite Provider CPCOCT08 allows users to compare current data with weekly/on demand snapshot saved in ADSO ABCOCT07.

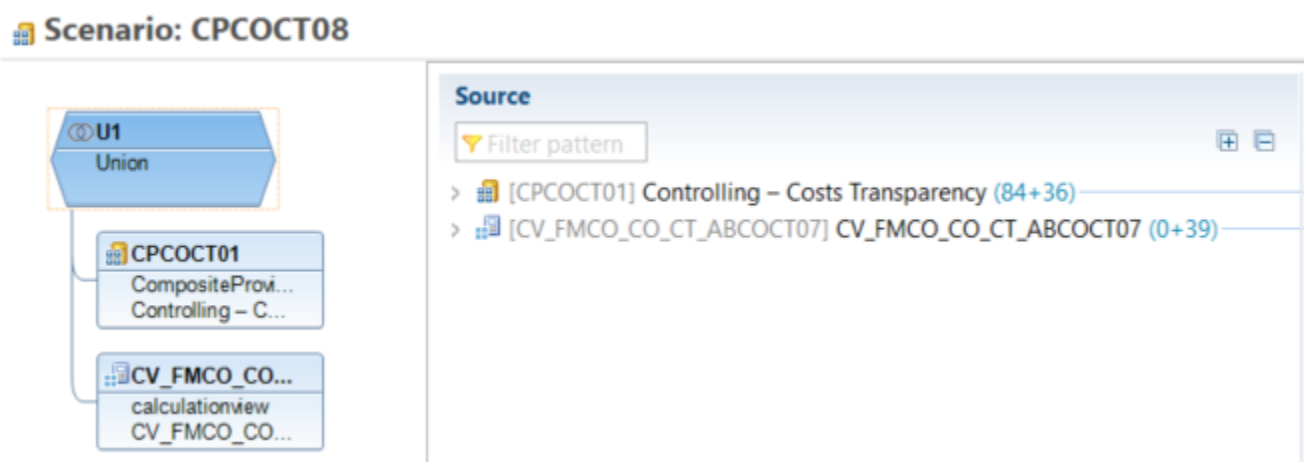

ABCOCT07 is loaded from Composite Provider CPCOCT09, copy of CPCOCT01 without Input Parameters. The Input Parameters "Fiscal Period From" and "Fiscal Period To" are restored in Calculation View CV_FMCO_CO_CT_ABCOCT07, to facilitate union between Snapshot data and Current data.

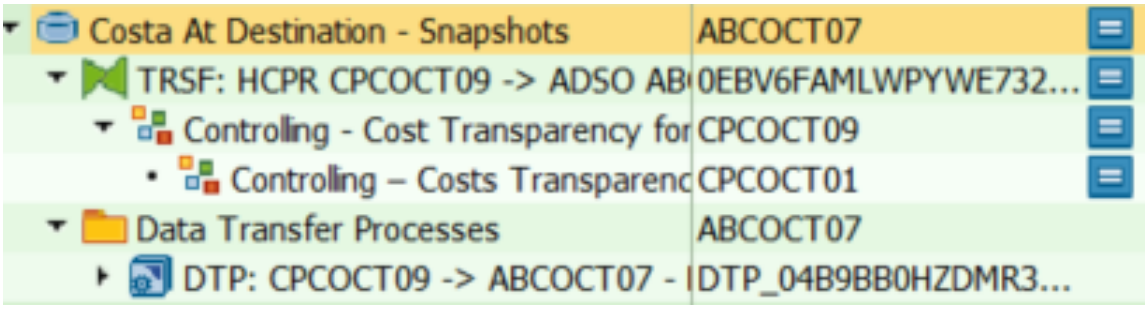

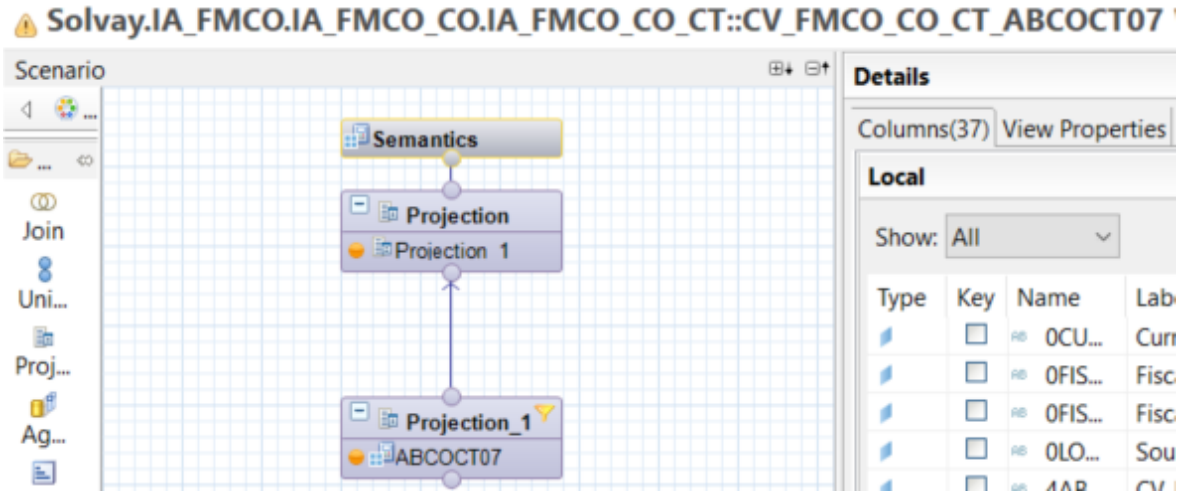

Each Snapshot is timed and dated, and named following the pattern "Pyymmdd". Snapshots past a certain time (in months, stored in C_GLBFILT 001 for Stream COSTA and Rule SNAPSHOT) are deleted from history.

A snapshot is taken every Saturday though Process Chain **PC_CO_CT_01**, but one can also be taken manually through Transaction **ZBW_COSTA_SNAP**.

Users can access the data through query **BW_QRY_CPCOCT08_0001** "COSTA - Snapshot vs Current Comparison (Core Query)"

Should snapshot data appear to be doubled/tripled, display C_TIMEP (Snapshot Time) to check that multiple snapshots were not taken the same day, which would explain that result in the query.

Note: Data should be loaded through DTP without "SAP HANA Extraction" checked. That check changes the way data is extracted from CPCOCT09 and generates erroneous totals for K_INTRAT.

Anaplan Budget & BE Import

Anaplan sends its Budget and Best Estimate data, both for Origin and Bridge Destination, to a folder on Application Server: **/export/BW/Anaplan_inbound.**

Origin data is collected through ADSOs APCOCT21 and ABCOCT08.

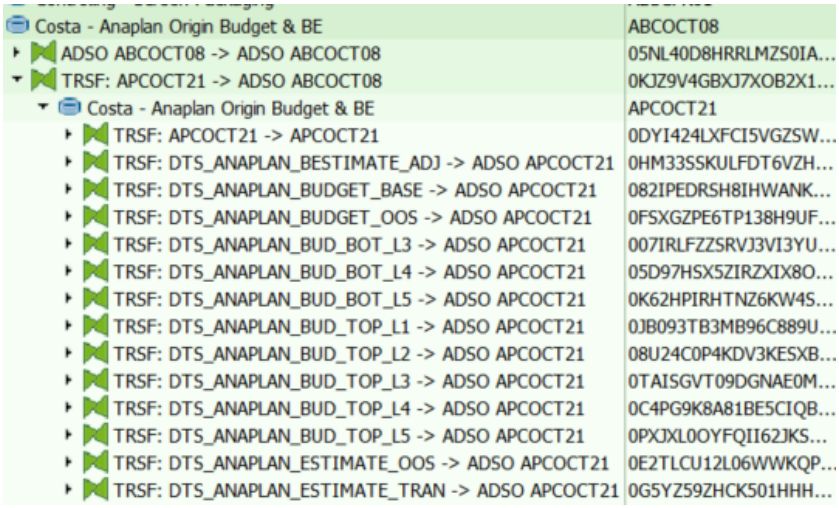

Bridge Destination data is collected through ADSOs APCOCT22 and ABCOCT09.

Costa - Bridge destination Budget & BE	ABCOCT09
ADSO ABCOCT09 -> ADSO ABCOCT09	0KCXX3S70OMZ8W3S2...
TRSF: ADSO APCOCT22 -> ADSO ABCOCT09	0D2BU6LTWWVJADQB...
Costa - Bridge destination Budget & BE	APCOCT22
TRSF: APCOCT22 -> APCOCT22	0PWJTJZ8LJQ7EMHE22...
TRSF: DTS_ANAPLAN_BRG_BEST -> ADSO APCOCT22	0OPLIB5UXYB4M3CHH...
TRSF: DTS_ANAPLAN_BRG_BUDGET -> ADSO APCOCT22	0J1GINUDF4FMQ9ACN...

Both dataflows are loaded in parallel using the same Process Chains, one for Budget data and one for Best Estimate

Process Chain	Process Chain Description	Period
PC_CO_CT_05	COSTA - TD - Anaplan Best Estimate Destination	Monthly on 13th workday of the month in Calendar 50
PC_CO_CT_06	COSTA - TD - Anaplan Budget Destination	Yearly on 13th workday of July in Calendar 50

Users can request to have either chain running in addition to these default periods.

For Budget, initial load is done in July, with corrective/definitive values entered between September and November (daily updates required during that period).

Each source Flat File is assigned to a C_SRC_ANA (Source Anaplan) value, which is used to identify the dataflow, and offers a single KF for the Propagation ADSO associated.

For example, DTS_ANAPLAN_BESTIMATE_ADJ, DTS collecting adjustments for Origin Best Estimate, initiates KF K_ADJ_BESTIM in APCOCT21, with C_SRC_ANA = 'SRC_ADJ_BESTIM'.

Most important line of code at this level is this, identical in all transformations to APCOCT21/22, except for the name of the KF and the values of C_SRC_ANA (see above) and C_VERSN2 (F01 for BE and 000 for Budget):

```
LOOP AT ITB_TIME ASSIGNING <FS_TIME>.
  UPDATE /BIC/AAPCOCT212 SET K_ADJ_BESTIM = 0
                             C_FLG_OBS    = 'X'
  WHERE C_TIME = <FS_TIME>-C_TIME
  AND /BIC/C_SRC_ANA = 'SRC_ADJ_BESTIM'
  AND C_VERSN2 = 'F01'.
ENDLOOP.
IF SY-SUBRC = 0.
  COMMIT WORK.
ENDIF.
```

SRC_ADJ_BESTIM	9	C_SRC_ANA	/BIC/C_SRC_ANA	Source Anaplan	CHAR	000020
F01	10		C_VERSN2	Version	CHAR	000003
ANAPL_EST	12		C_FLOW	C_flow	CHAR	000016
Empty	13		C_FLG_OBS	Flag Obsolete	CHAR	000001
K_BESTIMATE	14		K_BESTIMATE	Best Estimate	FLTP	000016
K_ADJ_BESTIM	15		K_ADJ_BESTIM	Adj B. Estimate	FLTP	000016

This code sets all existing entries from the same source to Flag Obsolete = 'X', while the transformation loads actual data with Flag Obsolete = ''. Thus, all data deleted from the source file are marked as obsolete in the Propagation ADSO once the transport is complete. The transformation of the ADSO on itself (APCOCT21 APCOCT21 and APCOCT22 APCOCT22) set RECORDMODE = D to all obsolete entries, so they are removed from Business level when the Delta load runs.

The quarters of the period to be flagged as obsolete in Propagation layer (and then to be deleted) are manually maintained in the Global Filter : one for Budget (COSTA/PERIOD_000) and one for BE (COSTA/PERIOD_F01).

These values must be manually adapted when changing the loaded year.

Global Filter Stream…	Global Filter Rule	Global Filter	Global Filter Description	Global Filter Sign	Global Filter Option	Global Filter Low Value	Global Filter Hight Value	Global Filter Active
COSTA	PERIOD_000	001	Delete Quarters 000 data in APCOCT21/22 before reload	I	EQ	Q1 FY22		Y
COSTA	PERIOD_000	002	Delete Quarters 000 data in APCOCT21/22 before reload	I	EQ	Q2 FY22		Y
COSTA	PERIOD_000	003	Delete Quarters 000 data in APCOCT21/22 before reload	I	EQ	Q3 FY22		Y
COSTA	PERIOD_000	004	Delete Quarters 000 data in APCOCT21/22 before reload	I	EQ	Q4 FY22		Y
COSTA	PERIOD_F01	001	Delete Quarters F01 data in APCOCT21/22 before reload	I	EQ	Q1 FY22		Y
COSTA	PERIOD_F01	002	Delete Quarters F01 data in APCOCT21/22 before reload	I	EQ	Q2 FY22		Y
COSTA	PERIOD_F01	003	Delete Quarters F01 data in APCOCT21/22 before reload	I	EQ	Q3 FY22		Y
COSTA	PERIOD_F01	004	Delete Quarters F01 data in APCOCT21/22 before reload	I	EQ	Q4 FY22		Y

Master Data

Time Independent

Add Line | Withdraw Changes | Change all records | Details | Where-Used | Document Browser

Global Filter Stream (App…	Global Filter Rule	Glob…	Global Filter Description	Global Filter Sign	Global Filter Option	Global Filter Low Value	Global Filt…	Global…
COSTA	RELOAD_F02	000	Reload F02 data in ABCOCT08/09? Y/N	I	EQ	N		Y

For each monthly run, Best Estimate history is saved by moving existing data from version F01 to F02. Whether this save is done or not depends on the value of Global Filter COSTA/RELOAD_F02 above. Low Value should be 'Y' by default, changed to 'N' when manually reloading Best Estimate data.

Reporting

Query	Description
BW_QRY_CPCOCT05_0001	Cost Transparency - A destination View (POC)
BW_QRY_CPCOCT05_0002	COSTA - Cost Transparency - Destination view
BW_QRY_CPCOCT05_1001	COSTA - Cost Transparency - Origin view
BW_QRY_CPCOCT05_1002	COSTA - Tool to track PO Material Group change
BW_QRY_CPCOCT05_1004	COSTA - Cost Transparency Actual Origin for OpenHub
BW_QRY_CPCOCT05_1010	COSTA - F2G Anaplan - Region Country
BW_QRY_CPCOCT05_1011	COSTA - F2G Anaplan - BSA
BW_QRY_CPCOCT05_1012	COSTA - F2G Anaplan - GBU
QV_BW_QRY_CPCOCT05_1001	COSTA - QV Cost Transparency - Origin view
QV_BW_QRY_CPCOCT05_1002	QV - Cost Transparency - Origin - Perimiter Change
QV_QRY_CPCOCT05_0001	QV Cost Transparency - A destination View (POC)

Workbook

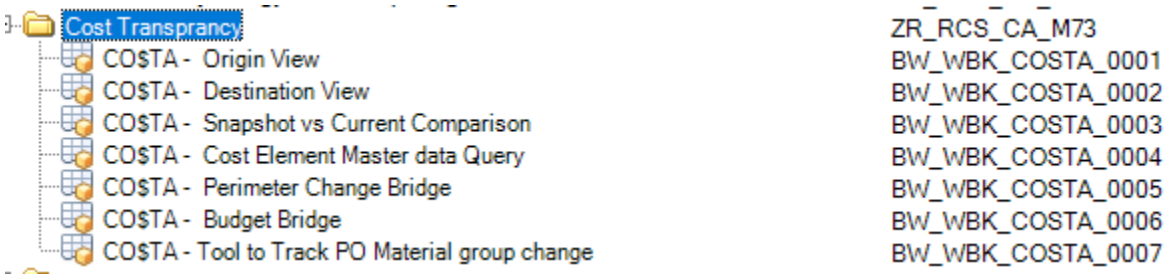

Dependencies with other applications

We should have the information where the application is sending or receiving information (e.g. APD open hub)

Data Loading

Info Providers and objects loaded

Detail of process chain, list + link between or special event done for the loading

Main Process Chain	Final Provider Loading	Frequency
PC_CT_CORRECTIVE_2_01 COSTA - Adjustment Perimeter Flow	APCOCT20	On demand (event Z_EVT_START_CT_CORRECTIVE_2_01)
PC_CT_DEST_SCHE_02 COSTA - At Destination Alloc Matrix Loading	ABCOCT03 / ABCOCT04	Event Z_EVT_START_PC_CT_DEST_SCHE_02 Daily - 9am - but full process chain only between 3rd and 7th day of month. Table: /BIC/PC_GLBFILT /BIC/C_STRE... | /BIC/C_RULE | /BIC/C_GLBFILT | OBJVERS | CHANGED | /BIC/C_DESC | /BIC/C_SIGN | /BIC/C_OPTION | /BIC/C_LOW | /BIC/C_HIGH | /BIC/C_ACTIVE COSTA_DEST | RANGE_DAY | 001 | A | | Work. Day for PC_CT_DEST_SCHE_01 | I | BT | 3 | 7 | Y
PC_CT_BUDGET_01 COSTA - Budget Flow	APCOCT12	On demand Event Z_EVT_START_PC_CT_BUDGET_01
PC_CT_DEST_SCHE_01 COSTA - At Destination scheduling process	APCOCT19 ABCOCT05	Daily Detail here: https://drive.google.com/file/d/1RD0T0lHovfg_hi7hAR8VQ4GM8YMvgv9XSf3eT3D2-kU/view
PC_CT_CORREC_01 COSTA - CORRECTIVE Flow	APCOCT07	On demand Event PC_CT_CORREC_01
PC_CT_CORREC_02 COSTA - CORRECTIVE Flow 2 - Destination	APCOCT14	On demand Event PC_CT_CORREC_02
PC_CT_RCC_01 COSTA - Cost Center Determination	APCOCT15	Sub chain, meta chain is PC_CT_META_01
PC_CT_TR_05 COSTA - Costs Sub-Package - ZBB	APCOCT13 / C_CTSBPKG	On demand Event Z_EVT_START_PC_CT_TR_05

PC_CO_CT_03 COSTA - F2G Anaplan - Extraction	OH_COCT05 / OH_COCT06 / OH_COCT07 / OH_COCT08	Daily
PC_CT_LEVEL5_HIER COSTA - Hierarchy Level 5 - Responsible Cost center	C_LEVEL* Text	Not scheduled
PC_CT_TR_04 COSTA - Inflations	APCOCT11	On demand Event Z_EVT_START_PC_CT_TR_04
PC_CT_INV_REA_01 COSTA - Investment Reason WBS	APCOCT17	On demand Event Z_EVT_START_PC_CT_INV_REA_01
PC_CT_MD_01 COSTA - Mater Data 01	APCOCT14 / APCOCT19	Daily
PC_CT_TR_03 COSTA - Order Group OPEX /CAPEX	APCOCT09	On demand Event Z_EVT_START_PC_CT_TR_03
PC_CT_PERICH_01 COSTA - Perimeter Changes Bridge flow	ABCOCT10	On demand Event Z_EVT_START_PC_CT_PERICH_01
PC_CT_TR_SAMPLE COSTA - SAMPLE Flow	APCOCT08	Meta chain: PC_CT_META_01 Daily not weekend
PC_CO_CT_06 COSTA - TD - Anaplan Budget Destination	ABCOCT08 / APCOCT21 ABCOCT09 / APCOCT22	Yearly on 13th workday of July in Calendar 50
PC_CT_TR_01 COSTA - Transactional Data 01	APCOCT06 APCOCT05 APCOCT04 APCOCT02	Daily not weekend Meta chain: PC_CT_META_01
PC_CT_TR_02 COSTA - Transactional Data 02 (Screen Pckg)	ABSCPK01	Daily not weekend

PC_CT_META_01 COSTA Metachain 01		Daily 1:30 am
PC_CO_CT_04 COSTA: TD - M - Anaplan Origin Costs Extraction	OH_COCT11	1 per month: 8th working day
PC_CO_CT_02 COSTA: TD - T - Manual Snapshots	ABCOCT07	On demand with ZBW_COSTA_FLAT_FILES event Z_EVT_PC_CO_CT_02
PC_CO_CT_01 COSTA: TD - W - Snapshots	ABCOCT07	Each wenesday

Destination manually loading

There is a decision in processs chain PC_CT_DEST_SCHE_01 to not load data outside a range of day, so if necessary change the range of day in master data global filter:

Table: /BIC/PC_GLBFILT

/BIC/C_STRE...	/BIC/C_RULE	/BIC/C_GLBFILT	OBJVERS	CHANGED	/BIC/C_DESC	/BIC/C_SIGN	/BIC/C_OPTION	/BIC/C_LOW	/BIC/C_HIGH	/BIC/C_ACTIVE
COSTA_DEST	RANGE_DAY	001	A		Work. Day for PC_CT_DEST_SCHE_01	I	BT	3	7	Y

1) Update TVARV table

SM30 TVRAV

In parameter, check current run is equal to 0, macimum number run equal 7 and put X to init mode.

Edit Table TVARVC: Selection Variables

Individual maintenance

Contents of Table TVARVC

Include changed entries in transport request

Parameter | Selection Options

Name	Val.
Z_BW_CT_DEST_CURRENT_RUN	0
Z_BW_CT_DEST_INIT_MODE	X
Z_BW_CT_DEST_MAX_NB_RUN	7

In selection option, if necessary change the date (by default is the current month - 1):

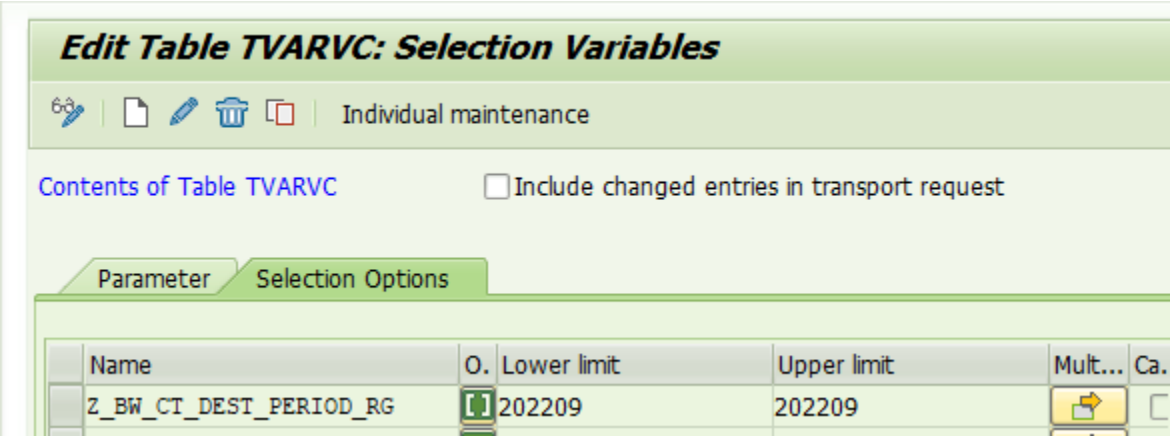

2) Execute process chain PC_CT_DEST_SCHE_01 (with transaction se37 RSPC_API_CHAIN_START).

Data Quality Control

Data come from SAP system. To compare data between BW and sources systems, check propagation layers.

Operational Documentation

Procedures

<Describe the recurring procedures needed to operate the application (eg. start/pause/terminate/restart the app processes, data preparation, data ingestion, ETL, data visualization, data export, other manual activities)>

Scheduling

<Describe the scheduling in place for the application (eg. existing jobs, trigger time/event based, dependencies)>

Monitoring

<Describe the monitoring checks to confirm the application is performing well (eg. check the overall status, check performance metrics like runtime /data volume/memory/disk/CPU, maintain and react to alerts/notifications)>

Error Handling

<Describe how to handle errors (eg. error codes, description and respective resolution, alert users)>

Known Bugs

<List the existing bugs, its criticity, workarounds and resolution plan.>

Roadmap

Anaplan Budget & BE Import

1) Process Chain Budget will likely be modified to run daily, with test process to either execute dummy program or complete PC run depending on a Global Filter to be set manually OR through event when new file is added to AL11.

2) The way Budget adjustments are handled, with Top-Down and Bottom-Up adjustments on multiple levels, will be updated and simplified later this year (2022).