

# Qlik Sense - Introduction



## Note

Depending on the dashboard and perimeter you select, a request will be sent to the dashboard owner for approval.

Google Chrome : If you have issues with the zoom or screenshot features, [clear cache & cookies](#).

## Getting Started

To get started on the QlikSense:

1. Go to the QlikSense Access Point : <https://qliksense.solvay.com>

## Qlik Sense - The Hub

The screenshot displays the Qlik Sense interface. On the left, a sidebar shows the user 'LLCheong' and a list of streams: 'Everyone', 'SBS', and 'SDE'. The 'SBS' stream is selected. The main area shows three dashboards: 'SBS - Customer Credit & Trade', 'SBS - Global', and 'SBS - Purchasing'. A box labeled 'Dashboards containing different sheets of data' has arrows pointing to these three dashboards. On the right, a search bar and a menu button are visible. Below the search bar, a dropdown menu is open, showing 'Alphabetically' as the selected sort option. A grid/list view toggle is also visible.

**1. This section of the page shows your login ID and the list of Streams you are having access to**

**2. After you have selected a dashboard in this example "SBS", you will see all the "sheets" containing relevant data that are available in the selected dashboard**

**3. Menu Button**  
**4. Search Button**  
**5. Sort Pages by Alphabetically/Created Date/Published Date**  
**6. Display pages by grid/list view**

## Qlik Sense - App Overview

☰ SBS - Customer Credit & Trade Analysis Story







**SBS - Customer Credit & Trade**  
Data last loaded: Mar 14, 2019, 4:29 PM  
Published: Mar 18, 2019, 7:11 PM  
Published to: SBS

Here shows the last update of the page

📄 Sheets 📌 Bookmarks 📖 Stories

▼ Base sheets (4)

 CUSTOMER CREDIT & TRADE... ⓘ	 CUSTOMER CREDIT & TRADE...	 CUSTOMER CREDIT & TRADE...	 CUSTOMER CREDIT & TRADE...
---	---	---	---

**CUSTOMER CREDIT & TRADE - DAYS OF SALES OUTSTANDING**  
Published: Feb 12, 2019, 5:04 PM  
Published by: PLEBOUCH (EUA)

When one of the dashboard is selected, in this example “SBS – Customer Credit & Trade”, it will open all the sheets available. You can hover over to each sheet and click on ⓘ to view the details below.