

# Booking Overview

<b>Process Owner</b> Excellence Center Demand Management & Purchasing
<b>T&amp;E Expert</b> Claire Boursier
<b>D&amp;PS Expert</b> Marie-Line Ardito

*Restricted on Scope, information at employee level*

**Target Users**

- ExCom
- Leadership team
- Financial Directors
- Purchasing Function
- Controllers


**Authorization & Rights**

All the accesses must be validated by:

[Excellence Center / Purchasing](#)

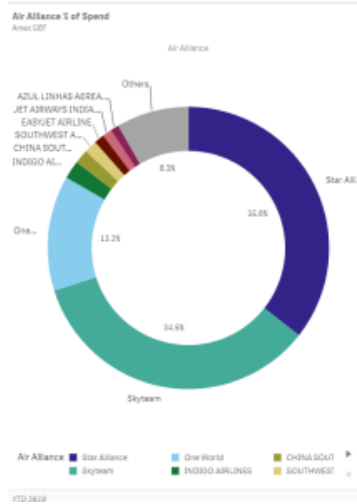
Click here for the [Access form](#) to get access to the T&E Dashboard.

Current authorizations are available on this [file](#).



### Air Routes Spend

Origin - Destination (non directional) <span style="float: right;">Q</span>	Total Spend	# O&D	% Spend	Average O&D Cost (Selection)	Average Cost (Solvay)
<b>Totals</b>	<b>€13,099,835</b>	<b>44,205</b>	<b>100.00%</b>	<b>€296</b>	<b>€296</b>
BRUSSELS<->LYON	€259,114	1,897	1.98%	€137	€137
ATLANTA<->BRUSSELS	€213,601	125	1.63%	€1,709	€1,709






### Rail Routes Spend

Origin -Destination (non directional) <span>Q</span>	Total Spend	# O&D	% Spend	Average O&D Cost (Selection)	Average Cost (Solvay)
<b>Totals</b>	<b>€941,989</b>	<b>55,936</b>	<b>100.00%</b>	<b>€80</b>	<b>€80</b>
LYON<->PARIS	€293,622	3,828	31.17%	€78	€78
BRUSSELS<->PARIS	€250,907	3,163	26.64%	€80	€80

Hotel City <span>Q</span>	Hotel Booked Amount	Number of Nights	% Spend	Average Daily Rate (Selection)	Average Daily Rate (Solvay)
<b>Totals</b>	<b>€4,614,995</b>	<b>38315</b>	<b>100.00%</b>	<b>€120</b>	<b>€120</b>
BRUSSELS	€445,708	3171	9.66%	€141	€141
LYON	€330,014	2487	7.15%	€133	€133

### Car Rental Spend

Car Rental City 	Booked Amount	# Days	% Spend	Average Daily Rate (Selection)	Average Daily Rate (Solvay)
<b>Totals</b>	<b>€823,709</b>	<b>23772</b>	<b>100.00%</b>	<b>€35</b>	<b>€35</b>
HEILBRONN	€82,209	179	9.98%	€459	€459
NEWARK	€78,194	1959	9.49%	€40	€40

\* booking costs might be different from final invoiced costs