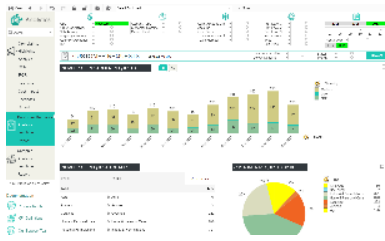


# Analysis (Customer Specific Requirements)



## Owner

CRM Team

## D&PS Expert

EMEA: Stéphane Bourgeaud-lignot

NAM/LAM: Karina Tsuji

APAC: Lilian Cheong

## General Description- Customer Specific Requirements Analysis

## Authorization & Rights

Authorization & Rights  
All the accesses must be validated by:

GBU CRM Champions

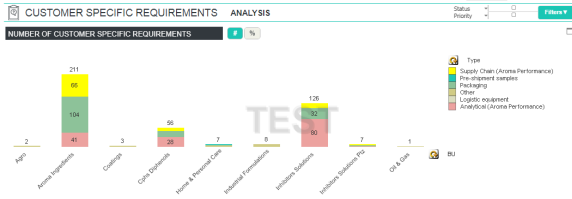
or

GBU Quality Manager

Click here for the [Access form](#) to get access to Analytics.

**Access Rights and Dashboard Entry Points** - Click [here](#) for descriptions.

The Customer Specific Requirements Analysis tab allows for a look at all requirements by several different dimensions. The first graph displays a view of the number or percentage of requirements. Use the cyclical arrow indicated in the picture below to change the view of the graph. The available dimensions are: Type, Sub Type, Priority, Status, BU, and Customer Classification.



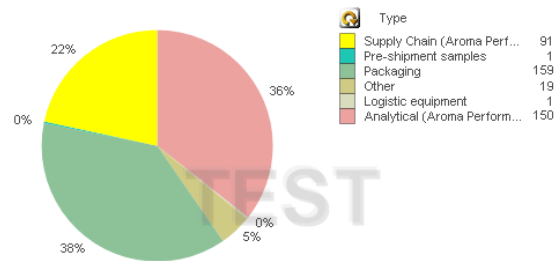
The Number of Requirements details table shows the details of the number of requirements by 2 selectable axis. Right-Click on the cyclical in the table to pull down a menu and select your axis:

### NUMBER OF REQUIREMENTS DETAILS

BU	Type	# Requests
Agro	Logistic equipment	1
	Other	1
Aroma Ingredients	Analytical (Aroma Performance)	41
	Packaging	104
	Supply Chain (Aroma Performance)	66
Coatings	Other	3
Cphs Diphenols	Analytical (Aroma Performance)	28
	Packaging	18
Home & Personal Care	Other	6
	Pre-shipment samples	1

The Pie Chart at the bottom right displays # of customer requirements out of the whole by: Type, Sub Type, Priority, Status, BU, Account, Product Lvl 3, and Product Lvl 4. Right click on the cyclical to choose the view you prefer.

### CUSTOMER SPECIFIC REQUIREMENTS BY TYPE



Sources	
CRM Salesforce	CRM Salesforce